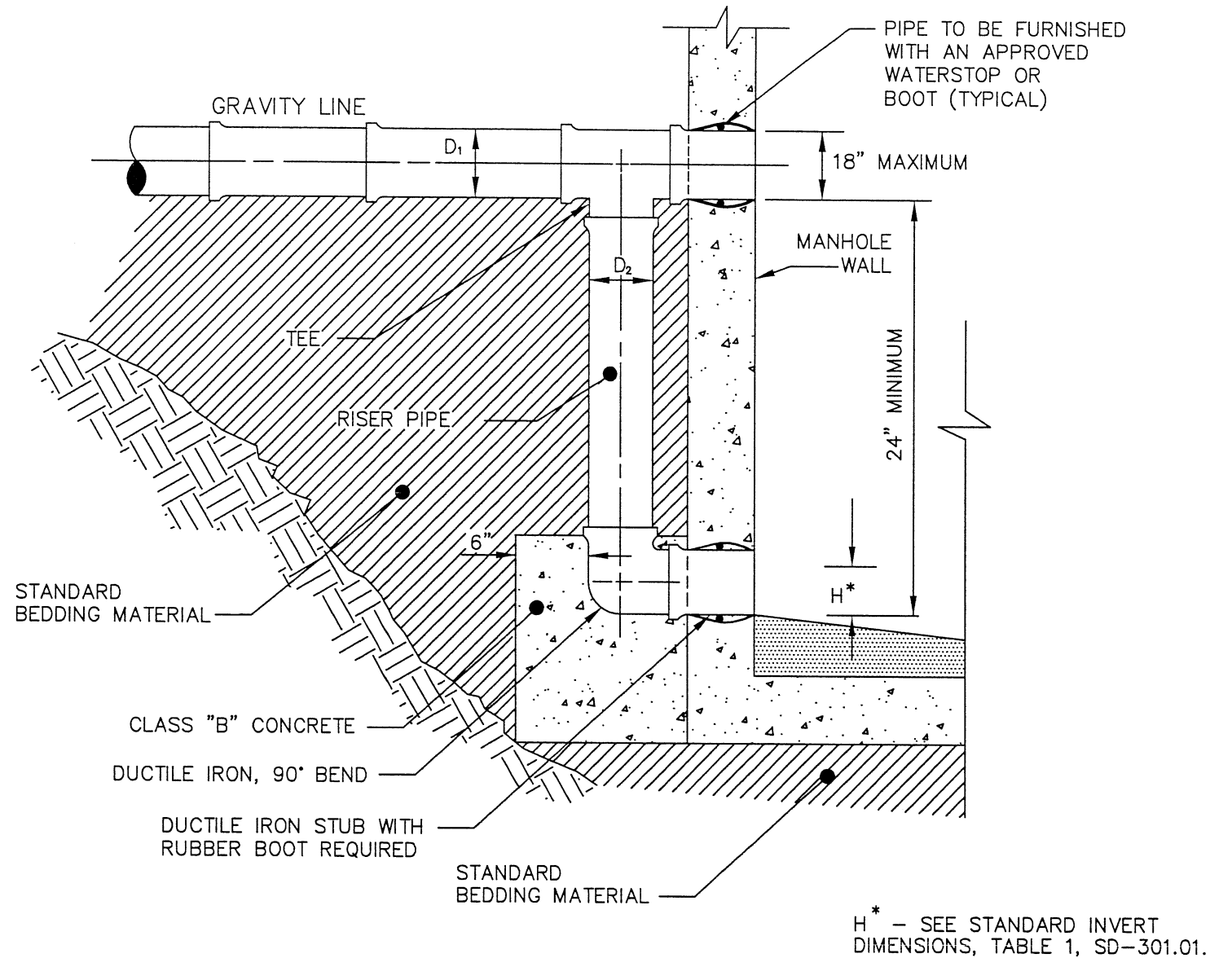


F:\STDDWGS\StdManhole(Drop)-County\Manhole_Drop-County_2.dwg



D ₁	D ₂
8"	8"
10"	8"
12"	10"
15"	12"
18"	12"

NOTES

1. SET INLET FROM DROP TO MATCH CROWNS WITH OUTLET EXCEPT THAT MINIMUM FALL ACROSS MANHOLE INVERT MUST BE 3".
2. FOR DETAILS NOT SHOWN, SEE SANITARY/STORM MANHOLE DETAILS ON STANDARDS SD-301.01, SD-301.02, SD-301.03, AND SD-301.04.
3. THE RISER PIPE SHALL BE CONSTRUCTED OF THE SAME MATERIAL AS THAT OF THE INCOMING LINE.



MANHOLE DROP
CONNECTION
(DROP OF 24" OR GREATER)



1	REVISIONS AS MARKED OR CLOUDED	8/24/01
0	INITIAL ISSUE	12/10/99
NO.	REVISION	DATE

CITY OF CHATTANOOGA AND HAMILTON COUNTY	
SANITARY MANHOLE DROP CONNECTION	
DATE OF ORIGINAL ISSUE DECEMBER 10, 1999	STANDARD NUMBER: SD-302.01