



Chattanooga Police Department

Lieutenant David Young, Jr.

Director of Training

3200 Amnicola Highway
Chattanooga, Tennessee 37406



January 29, 2024

Chief Celeste Murphy
Chattanooga Police Department
3410 Amnicola Highway
Chattanooga, TN 37406

Reference: Use of Force Analysis and Assaults on Officers Review 2023

Chief Murphy,

As required by Chattanooga Police Department Policy, ADM-05 Use of Force, this unit conducted an annual analysis of Use of Force and review of Assaults on Officers for the 2023 calendar year. This annual analysis and review align with our CALEA Accreditation standards – specifically 4.2.4 and 4.2.5 (CALEA 6th edition).

I. Use of Force Report Analysis (2023)

During the calendar year of 2023, officers of the Chattanooga Police Department responded to 214,077 calls for police service. Of these calls, there were 18,573 charges, with 9,536 incidents among adults and 829 charges in 368 incidents among juveniles. In sum, there were 19,402 arrest charges. There was no significant statistical change from 2020.

Of the **342** reported uses of force in 2023, 100% of the completed COC investigations complied with Chattanooga Police Department Policy. There was an 11.40% increase in uses of force from 2022 to 2023.

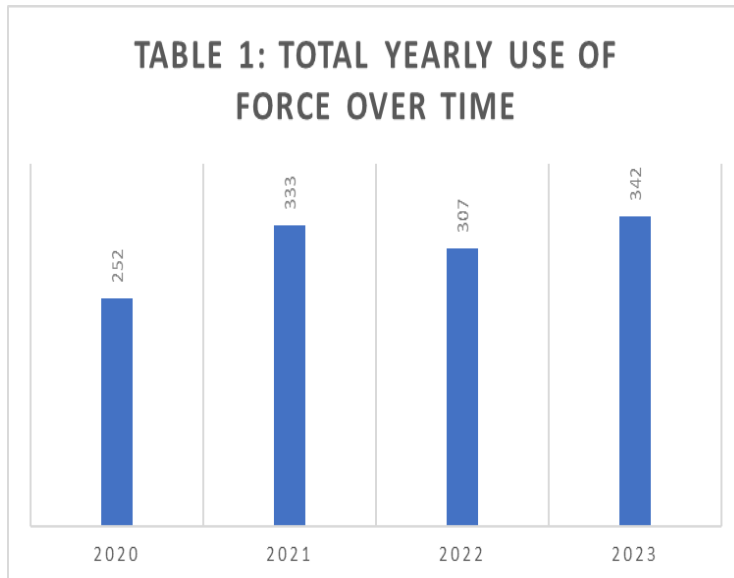


Chattanooga Police Department

Lieutenant David Young, Jr.

Director of Training

3200 Amnicola Highway
Chattanooga, Tennessee 37406



*Data compiled and analyzed by Dr. Kyle Irwin

Please be advised that the data numbers revealed within the report are not consistent with mathematical standards, as they do not equate 100%. They round up to 101%. This may be an issue with the tallying system per IAPRO or inconsistencies that went unnoticed within the reporting system.

A. Date and Time of Incidents

A yearly temporal review shows that July 2023 had the highest number of uses of force, with 13%, and was significantly higher than November or December. The dotted line shows uses of force steadily declined over the course of the year. It is also worth noting that the average day of the week was primarily Wednesday (18% of all incidents), and 16% of incidents occurred on Tuesdays in 2023. Adam Sector had the highest percentage of reported uses of force in 2023 with 30%. Adam Sector also had the highest percentage of reported uses of force in 2022.



Chattanooga Police Department

Lieutenant David Young, Jr.

Director of Training

3200 Amnicola Highway
Chattanooga, Tennessee 37406



Table 2: Use of Force by Month

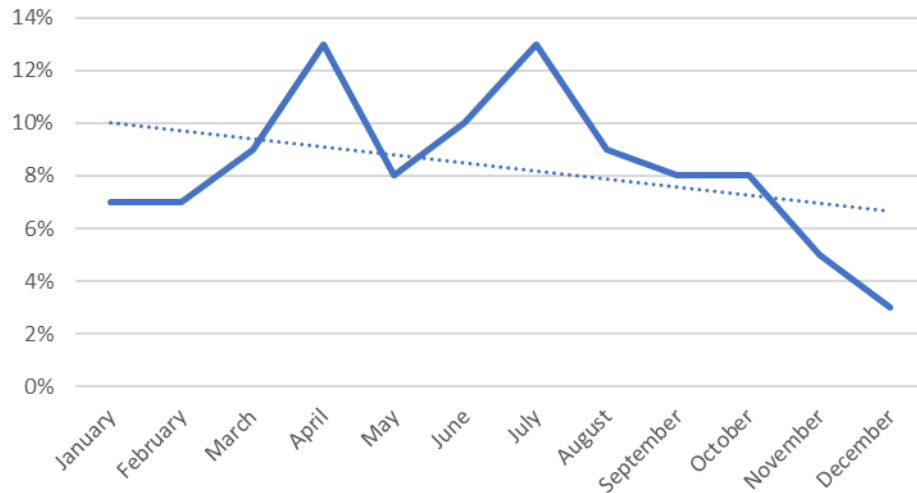
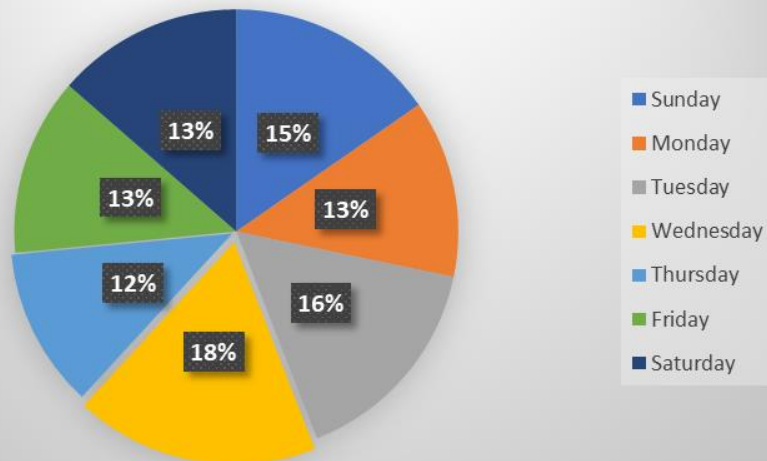


Table 3: 2023 UOF Days of the Week





Chattanooga Police Department

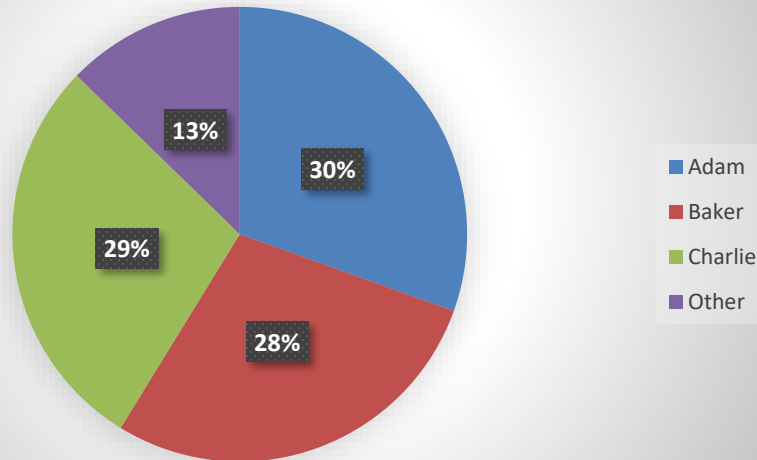
Lieutenant David Young, Jr.

Director of Training

3200 Amnicola Highway
Chattanooga, Tennessee 37406



Table 4: 2023 Use of Force by Sector



B. Types of Encounters Resulting in Use of Force

The Chattanooga Police Department had a total of 342 use of force encounters reported in 2023, wherein officers responded to the demonstrated resistance of a subject and had to use some force to overcome the resistance and effect an arrest. When comparing the number of force used (342) to the total number of arrests, 8,861, this shows that only 4% of the arrests called for force. The comparison of the 2023 use of force incidents to the 2022 ones shows an increase—307 in 2022 to 342 in 2023 (11.40% increase). As such, the use-of-force incidents at the Chattanooga Police Department showed an increase (but this total is like 2021 data with 333 uses of force). It is still crucial to note that in order to have accurate numbers to consider from year-to-year, it is very important that supervisors and managers be held accountable for proper input of data at the time of reporting in an effort to produce valid end-of-year analyses. **Some of the totals are inaccurate and incomplete due to overdue COC investigations that are not finalized in time for data analysis.**

A close analysis of the Use of Force Incidents in 2023 includes the following:

Weaponless Force:

The total uses of weaponless force (soft hand, hard hand, mechanical compliance) equal 210 in response to resistance (61.4% of all UOF) in 2023. This shows an 11% decrease from the 2022 report of weaponless force. Although this has decreased, it still indicates that officers are going “hands-on” consistently with resistant subjects. In addition, this shows that officers are confident



Chattanooga Police Department

Lieutenant David Young, Jr.

Director of Training

3200 Amnicola Highway
Chattanooga, Tennessee 37406



due to their training in using the minimal amount of physical force necessary when it is reasonable to do so. Officers are trained to use physical force quickly, minimally, and safely to maintain control over resistant subjects without having to substantially increase the level of force required to overcome the demonstrated active resistance. With the continued incorporation of de-escalation techniques and tactics provided by the department through training, officers can combine these two techniques and use them more efficiently and effectively.

CEW Discharge:

The use of a CEW in 2023 was reported as 97 or 28% of all instances where force was used. This shows a 9% increase from 2022, where CEW was used 58 times (or 19% of all UOF cases). All the reported CEW discharges were within policy. The increase in CEW and the increase in weaponless forces may hold a correlation to the overall increase in total uses of force for 2023.

Chemical/OC:

Chemical/OC was used in 2% of the uses of force in 2023 (a total of 7 uses). This shows a 1% increase from the 2022 use of Chemical/OC sprays. It has been reported that the chemical spray was only used once and it did not have the intended effect. As a result, officers used weaponless methods to address the issue. In these incidents, there were two separate injuries. There was one case where the individual was injured after receiving an inefficient spray but then physically brought into custody by a weaponless method. A second case involved an officer injured by the suspect who did not respond to a number of Chemical/OC exposures.

During in-service training, the training division checks each officer's OC spray canister's expiration date. It is difficult to determine whether the person was unaffected by the chemical spray due to the spray's ineffectiveness or the person's high tolerance.

Firearms:

Chattanooga Police Department Policy, ADM-05 Use of Force, requires that officers complete a use of force report any time their firearm is discharged. For the year of 2023, the Chattanooga Police Department had **8 uses of force reported that were Firearm Discharge (5 Firearm Discharge – OIS, and 3 Firearm Discharge – Unintentional)** related. In 2022, there were 6 Firearm Discharges. The total was slightly higher from 2022 (2% of all UOF) to 2023 (3% of all UOF).



Chattanooga Police Department

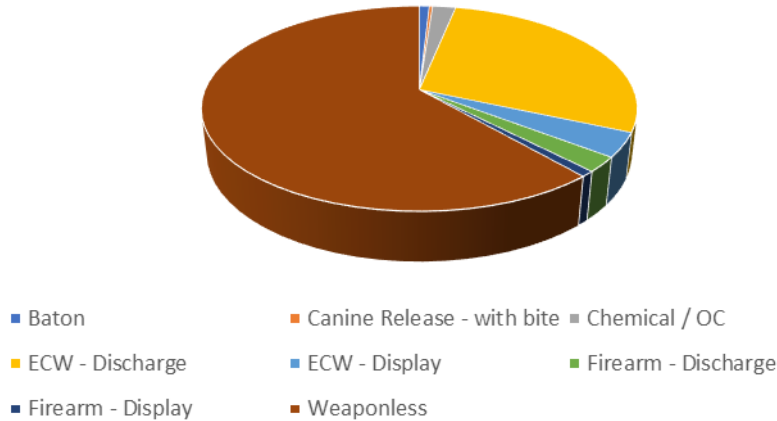
Lieutenant David Young, Jr.

Director of Training

3200 Amnicola Highway
Chattanooga, Tennessee 37406



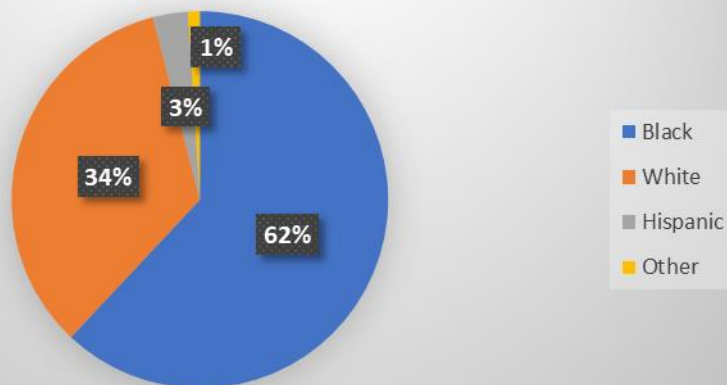
Table 5: Type of Force 2023



C. Trends and Patterns Related to Race, Age and Gender of Subjects Involved

The statistical data extracted for 2023 from IAPro related to race showed that force was used on 62% resistant black suspects, 34% resistant white suspects, 3% resistant Hispanic suspects and 1% resistant suspects categorized as Other. The highest age range of suspects where force was used to effect an arrest on resistant suspects in 2023 was from 20-29 years of age. The second highest age range was from 30-39 years of age. Further, the analysis revealed that 23% were females and 77% were males in 2023.

Table 6: Race of Citizens Facing UOF in 2023





Chattanooga Police Department

Lieutenant David Young, Jr.

Director of Training

3200 Amnicola Highway
Chattanooga, Tennessee 37406



Table 7: Age of Citizens During UOF Events

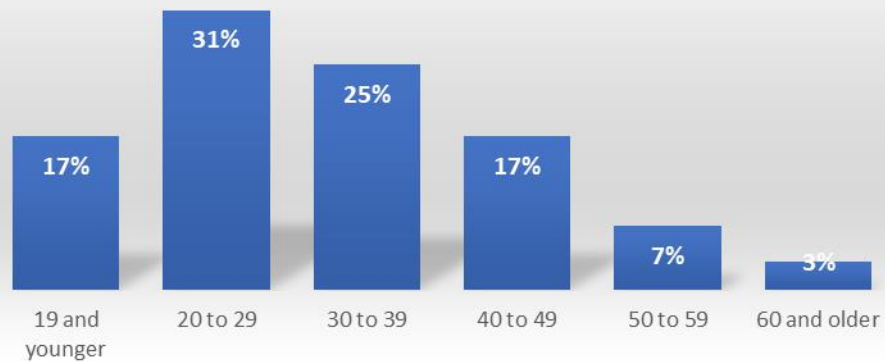
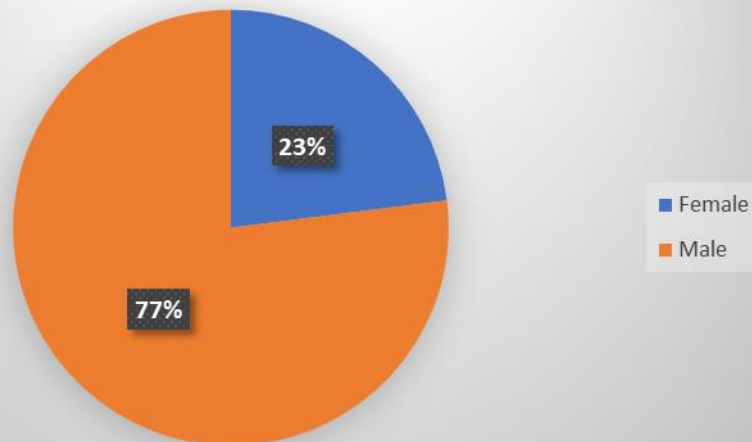


Table 8: Gender 2023





Chattanooga Police Department

Lieutenant David Young, Jr.

Director of Training

3200 Amnicola Highway
Chattanooga, Tennessee 37406

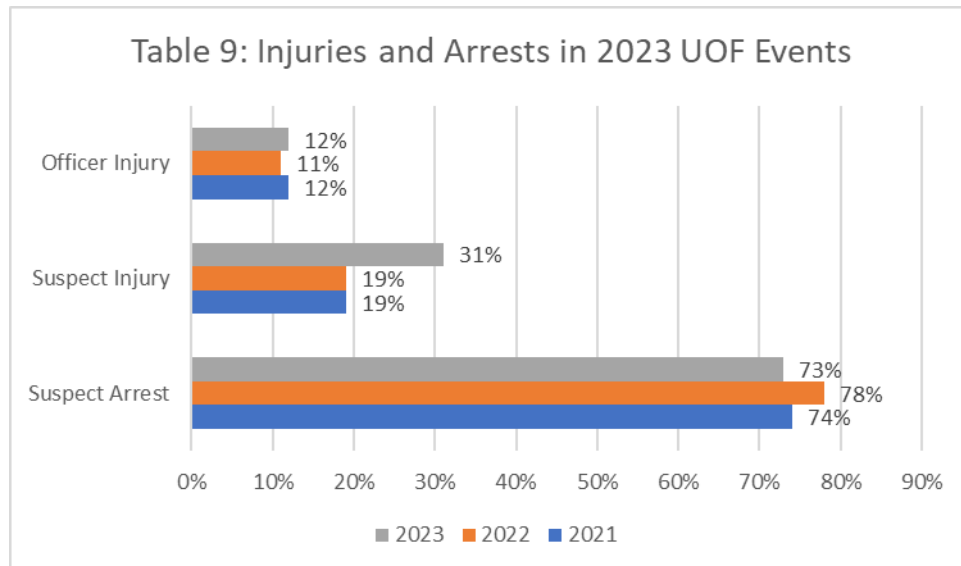


D. Trends or Patterns Resulting in Injury to Any Person Including Employees

Findings show that, in 2023, Chattanooga Police Officers received some sort of injury during 12% of the UOF encounters (in 2022, it was 11%). The percentage of injuries to Officers has remained consistent over the last few years.

In 2023, 31% of suspects were injured in conjunction with UOF and that resulted in higher levels of injuries compared to 2022 (19%) and 2021 (19%). Findings from IAPro data do not indicate that any specific type of force (i.e. taser, bruise, etc.) is the reason for the higher percentage of suspects' injuries. Table 10 (see pg. 8) provides further insight. Over time, injuries in 2016 – 2018 are consistent with reported injuries in 2023 (over 30%). In 2019 – 2022, there was an apparent drop in injuries over those four years.

Arrests during use of force events are at 73% in 2023 and remains relatively consistent from 2021 and 2022.



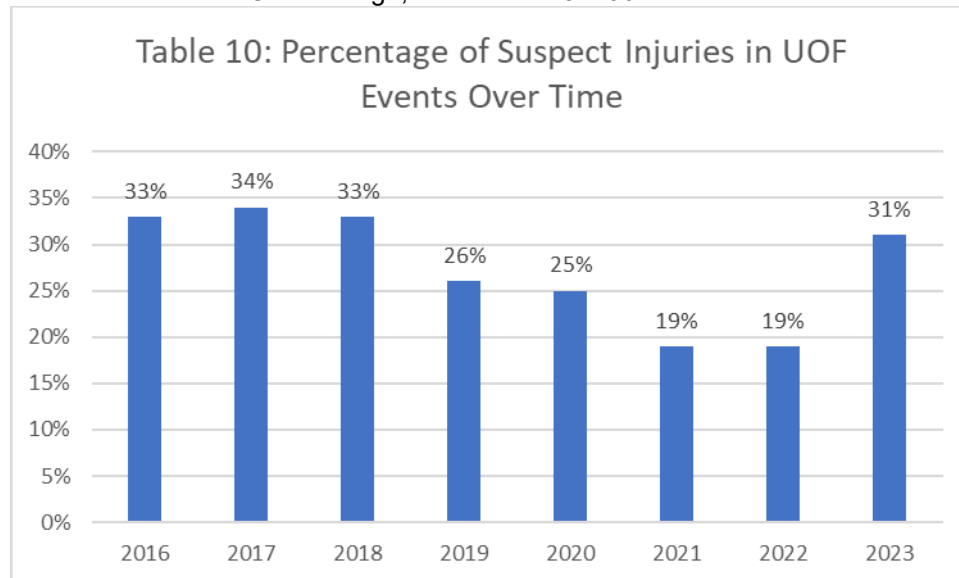


Chattanooga Police Department

Lieutenant David Young, Jr.

Director of Training

3200 Amnicola Highway
Chattanooga, Tennessee 37406



E. Impact of Findings on Policies, Practices, Equipment, and Training

As documented herein, the number of uses of force from 2023 showed a significant increase. That would indicate that officers are using force more often to effect an arrest and take suspects into custody. The temporal analysis did not suggest that there are any correlations related to day, shift, or zone that would raise concerns. There do not seem to be any significant trends or patterns related to race, age, or gender and uses of force. While there were some documented injuries to officers during use of force incidents, there does not appear to be any direct correlation between the type of force and injury to officers or suspects. This analysis shows that the equipment, training, and policy are efficacious and sufficient for the needs of the Chattanooga Police Department.

During the 2023 in-service training, the department will go through refresher training on the Taser 7, OC spray, and baton use. When an officer sees the need to use force on a suspect, they have our Blue Team system in which to document the incident and their actions. This web-based system is accessible at all hours of the day or night and is directly accessible by the officer's immediate supervisors. Per policy, the use of force report is to be completed before the end of the officer's shift and reviewed by their immediate supervisor within 24 hours.

The only policy consideration for the near future is to change the way the use of firearms is documented in the Use of Force reports. It is recommended that officers complete a use of force report when pointing a firearm at a suspect to gain compliance. This is different from unholstering a weapon to clear a building or hold a tactical position. It would only be required when an officer points a firearm at a resistant suspect to gain compliance and effect an arrest.



Chattanooga Police Department

Lieutenant David Young, Jr.

Director of Training

3200 Amnicola Highway
Chattanooga, Tennessee 37406



II. Assault on Sworn Officer Review (2023)

The data collected for 2023 show that “Assault on Police” occurred in 13% of events where a use of force was reported—which remained consistent from the previous year. In 2022, the amount of assaults on police was 13%. Based on this data, there is no indication that the Chattanooga Police Department is undergoing any trend or pattern related to high levels of assaults on police. Neither do they indicate that this agency is suffering from a significant increase in reported assaults on police. The data suggests that the officer safety skills, policies, and training are effective at keeping the assaults on police at a low rate. As the yearly reviews are conducted, we will continue monitoring these data points to ensure no significant increases in the numbers are noted.

Table 11: Assault on Police in 2023

