



# Chattanooga Police Department

Lieutenant Anthony Easter

Director of Training

3200 Amnicola Highway  
Chattanooga, Tennessee 37406



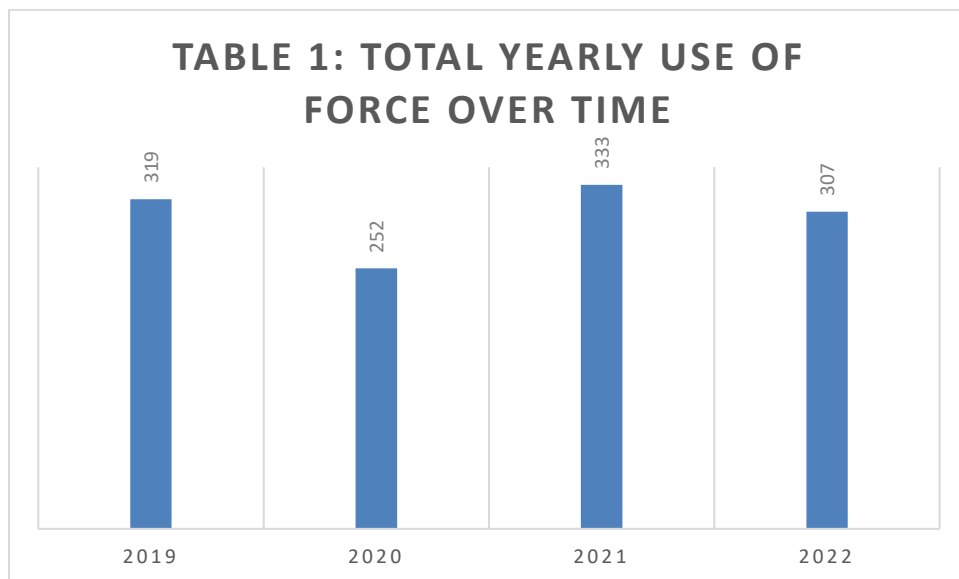
February 6, 2023

Chief of Police Celeste Murphy  
Chattanooga Police Department  
3410 Amnicola Highway  
Chattanooga, TN 37406

## I. Use of Force Report Analysis (2022)

During the calendar year of 2022, officers of the Chattanooga Police Department responded to 140,808 calls for police service. Of these calls, there were a total of 18,218 charges with 8,774 incidents among adults, and 370 charges in 293 incidents among juveniles. In sum, there were 18,588 arrest charges. There was no significant statistical change from 2021. The data collected in this review for comparisons of 2021 and 2022 were run concurrently using the same method. (Previous year's numbers in this review may differ from the previous review, however there is no significant deviation that would invalidate the results).

Of the 307 reported uses of force in 2022, 100% of the completed COC investigations complied with Chattanooga Police Department policy. There was a 7.8% decrease in uses of force from 2021 to 2022.



\*Data compiled and analyzed by Dr. Kyle Irwin

*Please be advised that the data numbers revealed within the report are not consistent with mathematical standards, as they do not equate 100%. They round up to 101%. This maybe an issue with the tallying system per IAPRO or inconsistencies that went unnoticed within the reporting system.*



# Chattanooga Police Department

Lieutenant Anthony Easter

Director of Training

3200 Amnicola Highway  
Chattanooga, Tennessee 37406



## A. Date and Time of Incidents

A yearly temporal review shows that May 2022 had the highest number of uses of force with 12% and was significantly higher than February and December. The dotted line shows uses of force steadily declined over the course of the year. It is also worth noting that the average day of the week where uses of force were used was primarily on Wednesday (19% of all incidents) and 17% of incidents occurred on Saturdays in 2022. Adam Sector had the highest percentage of reported uses of force in 2022 with 33%. Adam sector also had the highest percentage of reported uses of force in 2021.

Table 2: Use of Force by Month

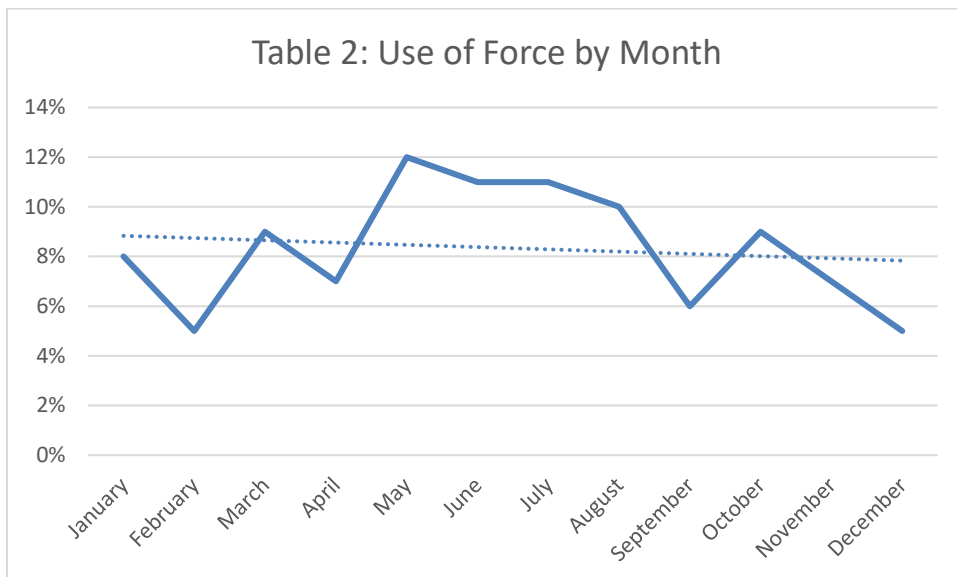
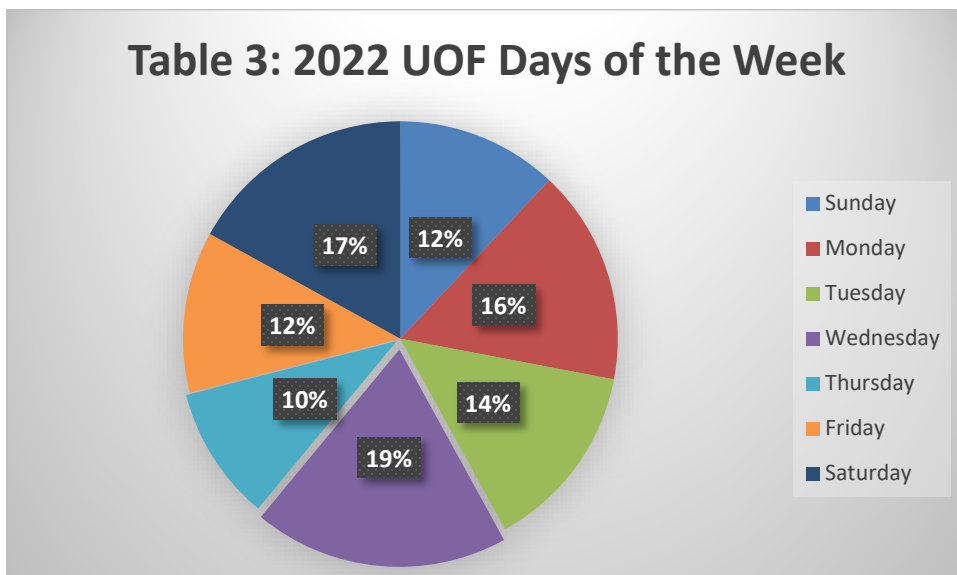


Table 3: 2022 UOF Days of the Week





# Chattanooga Police Department

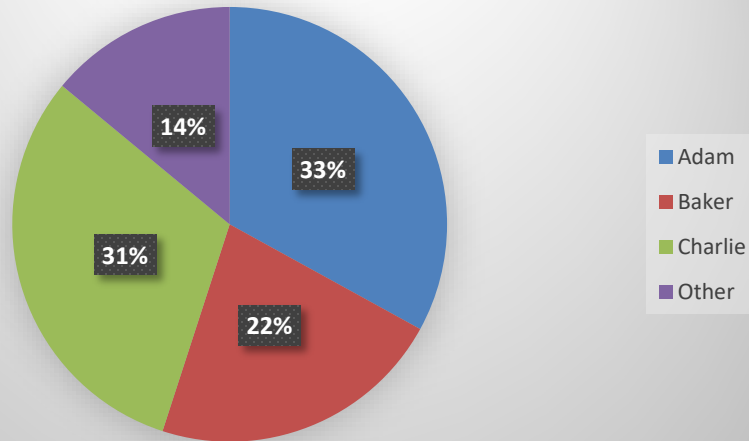
Lieutenant Anthony Easter

Director of Training

3200 Amnicola Highway  
Chattanooga, Tennessee 37406



**Table 4: 2022 Use of Force by Sector**



## **B. Types of Encounters Resulting in Use of Force**

The Chattanooga Police Department had a total of 307 use of force encounters reported in 2022, wherein officers responded to the demonstrated resistance of a subject and had to use some type of force to overcome the resistance and effect an arrest. When comparing the use of force numbers (307) to the total number of arrests, 18,218, this shows that only 1.7% of the arrests called for force. This average was the same as in 2021. In addition, the comparison of the 2022 use of force incidents to the 2021 ones shows a decrease—333 in 2021 to 307 in 2022 (7.8% decrease). As such, the use of force incidents at the Chattanooga Police Department showed a significant decline. It is still crucial to note that in order to have accurate numbers to consider from year-to-year, it is very important that supervisors and managers be held accountable for proper input of data at the time of reporting in an effort to produce valid end-of-year analyses. Some of the totals are inaccurate and incomplete due to overdue COC investigations that are not finalized in time for data analysis.

A close analysis of use of force incidents in 2022 include the following:



# Chattanooga Police Department

Lieutenant Anthony Easter

Director of Training

3200 Amnicola Highway  
Chattanooga, Tennessee 37406



## Weaponless Force:

The total uses of weaponless force (soft hand, hard hand, mechanical compliance) equal 223 in the response to resistance (73% of all UOF) in 2022. This shows a 2% decrease from the 2021 report of weaponless force. This indicates that officers are going “hands on” consistently with resistant subjects. In addition, this shows that officers are confident due to their training in using the minimal amount of physical force necessary when it is reasonable to do so. Officers are trained to use physical force quickly, minimally and safely to maintain control over resistant subjects, without having to substantially increase the level of force required to overcome the demonstrated active resistance. With the continued incorporation of de-escalation techniques and tactics provided by the department through training, officers can combine these two techniques and use them more efficiently and effectively.

## CEW Discharge:

The use of a CEW in 2022 was reported as 58 or 19% of all instances where force was used. This shows a 2% increase from 2021 at 17%. All of the reported CEW discharges were within policy. The increase in CEW and increase in weaponless forces may hold a correlation to the overall increase in total uses of force for 2022.

## Chemical/OC:

Chemical/OC was used in 1% of the uses of force in 2022 (a total of 4 uses). This shows a 1% decrease from the 2021 use of Chemical/OC sprays. There was only one reported ineffective use of the chemical spray. As a result, officers used weaponless methods to address the issue. In these incidents, there were two separate injuries. There was one case where the individual was injured after receiving an inefficient spray but then physically brought into custody by a weaponless method. A second case involved an officer injured from the suspect who did not respond to a number of Chemical/OC exposures.

## Firearms:

Chattanooga Police Department Policy, ADM-05 Use of Force, requires that officers complete a use of force report any time their firearm is discharged. For the year of 2022, the Chattanooga Police Department had 6 uses of force reported that were Firearm Discharge (4 firearm discharge - OIS, and 2 Firearm Discharge - Unintentional) related. In 2021, there were 2 Firearm Discharge – OIS. That was slightly more than one percentage point difference respectively from 0.6% to 2%.



# Chattanooga Police Department

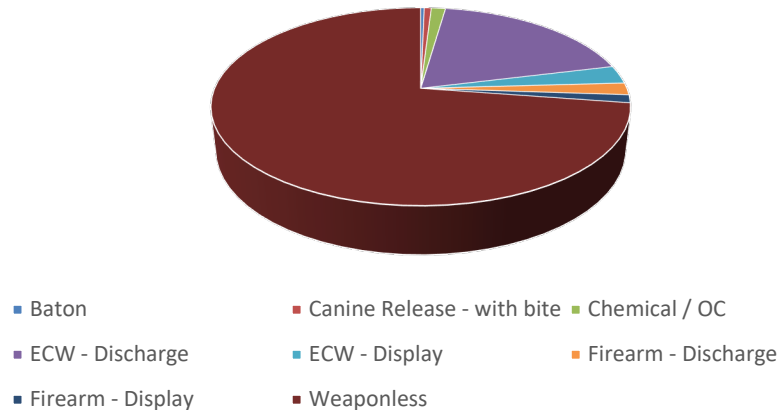
Lieutenant Anthony Easter

Director of Training

3200 Amnicola Highway  
Chattanooga, Tennessee 37406



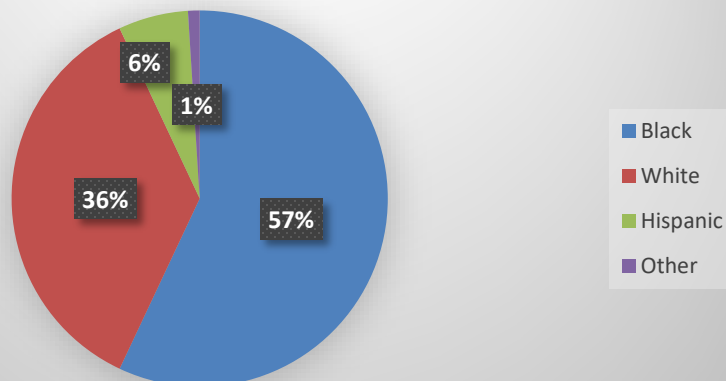
Table 5: Type of Force 2022



## C. Trends or Patterns Related to Race, Age and Gender of Subjects Involved

The statistical data extracted for 2022 from IAPro related to race showed that force was used on 57% resistant black suspects, 36% resistant white suspects, 6% resistant Hispanic suspects and 1% resistant suspects categorized as other. The highest age range of suspects where force was used to effect an arrest on resistant suspects in 2022 was from 20-29 years of age. The second highest age range was from 30-39 years of age. Further, the analysis revealed that 29% were females and 71% were males in 2022.

Table 6: Race of Citizens Facing UOF in 2022





# Chattanooga Police Department

Lieutenant Anthony Easter

Director of Training

3200 Amnicola Highway  
Chattanooga, Tennessee 37406



Table 7: Age of Citizens During UOF Events in 2022

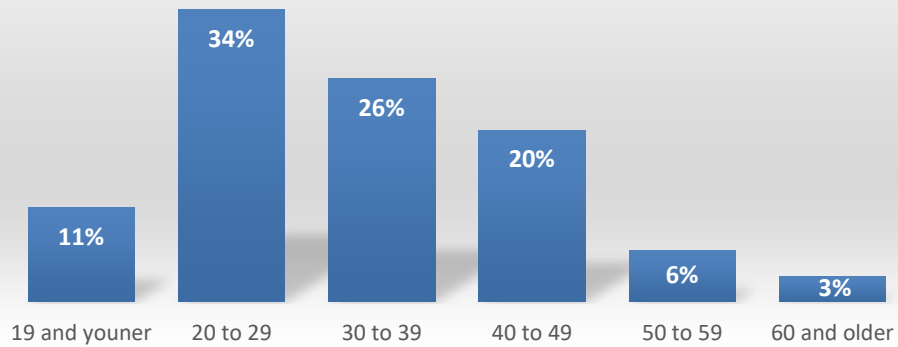
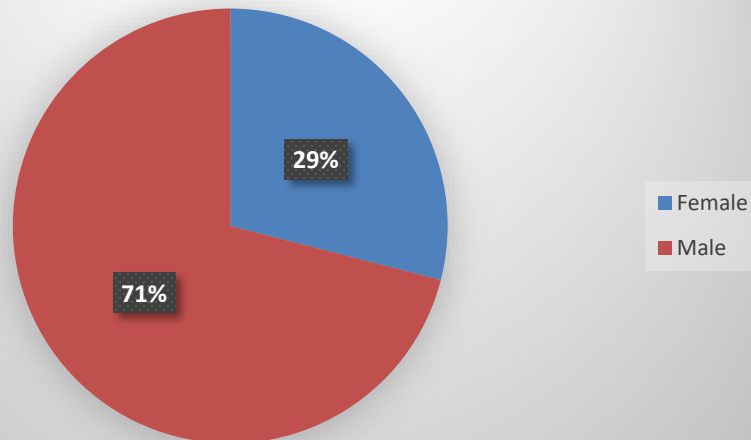


Table 8: Gender 2022





# Chattanooga Police Department

Lieutenant Anthony Easter

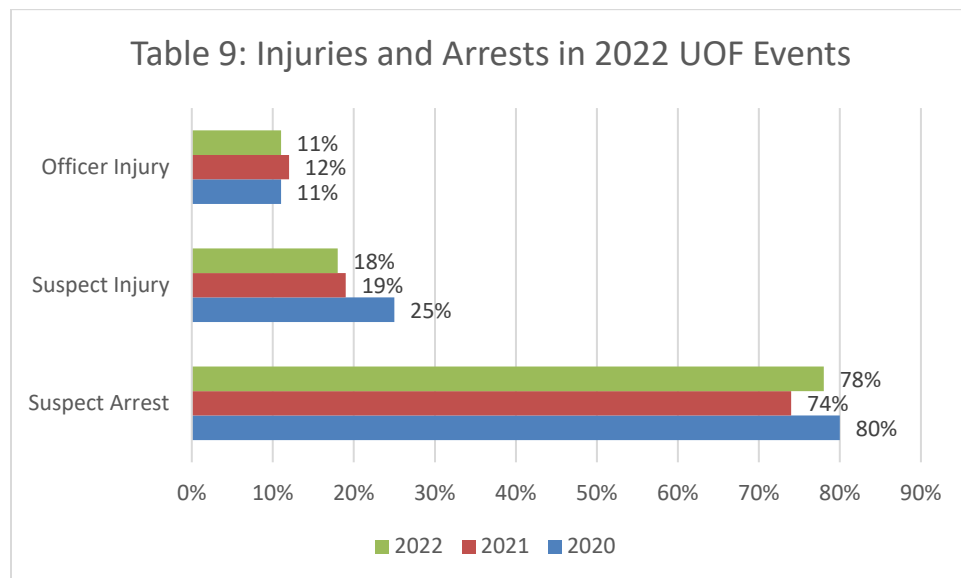
Director of Training

3200 Amnicola Highway  
Chattanooga, Tennessee 37406



## D. Trends or Patterns Resulting in Injury to Any Person Including Employees

Of the 307 uses of force events documented in 2022, Chattanooga Police Officers reported some sort of injury during 11% of the UOF encounters. The number of injuries for Officers has remained consistent from 2020 to 2022. In 2022, 18% of suspects were injured during use of force encounters and that resulted in lower levels of injuries compared to 2021 and 2020. Arrests during use of force events is at 78% in 2022 and remains relatively consistent from 2020 and 2021. There does not appear to be any trend or pattern related to the reported injuries and type of force used, but notes and observations will be made in future analyses to compare the numbers from year-to-year should any significant data arise.



## E. Impact of Findings on Policies, Practices, Equipment, and Training

As documented herein, the number of uses of force from 2022 showed a significant decrease. That would indicate that officers are using force less often to effect an arrest and take suspects into custody. The temporal analysis did not indicate that there are any correlations related to day, shift or zone that would raise concerns. There does not seem to be any significant trends or patterns related to race, age or gender and uses of force. While there were some documented injuries to officers during use of force incidents, there does not appear to be any direct correlation with type of force and injury to officers or suspects. This analysis shows that the equipment, training and policy are efficacious and sufficient for the needs of the Chattanooga Police Department. During 2021 in-service training, the department issued the new AXON T7-



# **Chattanooga Police Department**

**Lieutenant Anthony Easter**

**Director of Training**

3200 Amnicola Highway  
Chattanooga, Tennessee 37406



Tasers to officers in our department. When an officer sees the need to use force on a suspect, they have our Blue Team system in which to document the incident and their actions. This is a web-based system that is accessible at all hours of the day or night and is directly accessible by the officer's immediate supervisors. Per policy, the use of force reports are to be completed before the end of the officer's shift and reviewed by their immediate supervisor within 24 hours.

The only policy consideration for the near future is to change the way the use of firearms is documented in Use of Force reports. It is recommended that officers complete a use of force report when pointing a Firearm at a suspect to gain compliance, challenge a suspect or illicit a response from a suspect. This is different from un-holstering a weapon to clear a building or hold a tactical position. It would only be required when an officer points a firearm at a resistant suspect to gain compliance and effect an arrest.





# Chattanooga Police Department

Lieutenant Anthony Easter

Director of Training

3200 Amnicola Highway  
Chattanooga, Tennessee 37406



## II. Assault on Sworn Officer Review (2022)

The data collected for calendar year 2022 show that there were 26 incidents of use of force where there was an assault on police. These assaults only occurred in 8% of events that a use of force event was reported. In 2021, there were 37 reports of assault on police during use of force incidents and those accounted for 11% for the year. This was a decrease in percentage from 2021 to 2022. Based on these data, there is no indication that the Chattanooga Police Department is undergoing any trend or pattern related to high levels of assaults on police. Neither do they indicate that this agency is suffering from a significant increase in reported assaults on police. The data suggest that the officer safety skills, policies and training are effective at keeping the assaults on police at a low rate. As the yearly reviews are conducted, we will continue to monitor these data points to ensure that no significant increases in the numbers are noted.

Table 10: 2022 Assault on Police

