



# Chattanooga Police Department

Lt. Joe Shaw  
Director of Training  
3200 Amnicola Highway  
Chattanooga, Tennessee 37406



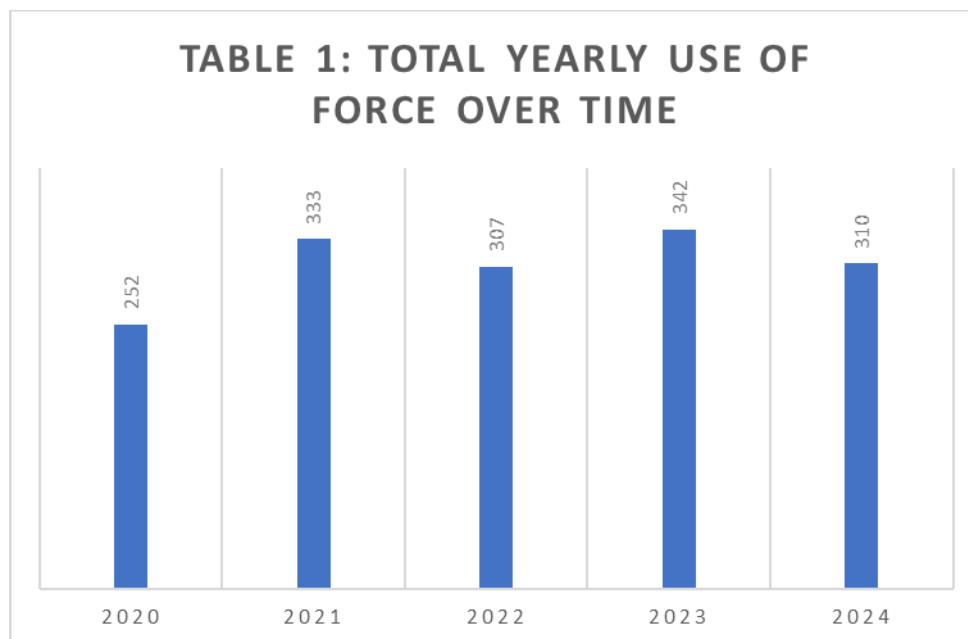
February 18, 2025

Chief John Chambers  
Chattanooga Police Department  
3410 Amnicola Highway  
Chattanooga, TN 37406

## I. Use of Force Report Analysis (2024)

During the calendar year of 2024, officers of the Chattanooga Police Department responded to 206,803 calls for police service. Of these calls, there were a total of 10,132 charges with 4,831 incidents of arrests among adults. There was a decrease in calls for service of 11,868 as compared to 2023. This is a 14.68% decrease and a significant statistical change from 2023.

There were 310 reported uses of force in 2024. 302 were approved by COC review, and 8 (or 2.5%) were referred to Internal Affairs for further investigation. There was a 7% decrease in uses of force from 2023 to 2024.



\*Data compiled and analyzed by Dr. Kyle Irwin

*Please be advised that the data numbers revealed within the report are not always consistent with mathematical standards, as they do not equate 100%. This may be an issue with the tallying system per IAPRO or inconsistencies that went unnoticed within the reporting system.*



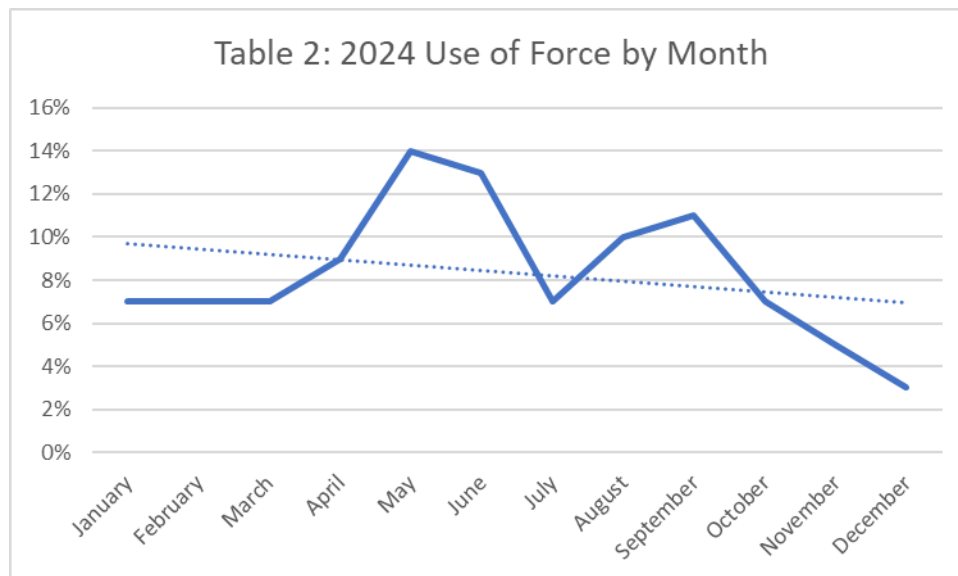
# Chattanooga Police Department

Lt. Joe Shaw  
Director of Training  
3200 Amnicola Highway  
Chattanooga, Tennessee 37406



## A. Date and Time of Incidents

A yearly temporal review shows that May 2024 had the highest number of uses of force with 14% and was significantly higher than November or December. The dotted line shows uses of force steadily declined over the course of the year. It is also worth noting that the average day of the week was primarily on Tuesdays (17% of all incidents) and 16% of incidents occurred on Wednesdays and Saturdays in 2024. Baker Sector had the highest percentage of reported uses of force in 2024 with 32%. Adam had the highest percentage of reported uses of force in 2023.



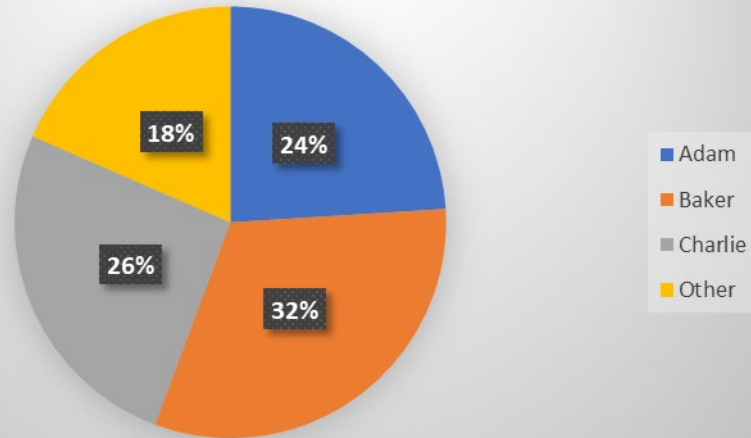


# Chattanooga Police Department

Lt. Joe Shaw  
Director of Training  
3200 Amnicola Highway  
Chattanooga, Tennessee 37406



**Table 4: 2024 Use of Force by Sector**



## **B. Types of Encounters Resulting in Use of Force**

The Chattanooga Police Department had a total of 310 use of force encounters reported in 2024, wherein officers responded to the demonstrated resistance of a subject and had to use some type of force to overcome the resistance and effect an arrest. When comparing the use of force numbers (310) to the total number of arrest incidents, (4,869) this shows that only 6.36% of the arrests called for force. The comparison of the 2024 use of force incidents to the 2023 ones shows a decrease, from 342 in 2023 to 310 in 2024 (9.35% decrease). As such, the use of force incidents at the Chattanooga Police Department showed a decline (this total is like 2022 data with 307 uses of force). It is still crucial to note that in order to have accurate numbers to consider from year-to-year, it is very important that supervisors and managers be held accountable for proper input of data at the time of reporting in an effort to produce valid end-of-year analyses.

A close analysis of use of force Incidents in 2024 include the following:

### **Weaponless Force:**

The total uses of weaponless force (soft hand, hard hand, mechanical compliance) equal 209 in the response to resistance (67% of all UOF) in 2024. This shows a 1% decrease from the 2023 report of weaponless force. Although this has decreased, it still indicates that officers are going “hands on” consistently with resistant subjects. In addition, this shows that officers are confident



# Chattanooga Police Department

Lt. Joe Shaw

Director of Training

3200 Amnicola Highway  
Chattanooga, Tennessee 37406



due to their training in using the minimal amount of physical force necessary when it is reasonable to do so. Officers are trained to use physical force quickly, minimally and safely to maintain control over resistant subjects, without having to substantially increase the level of force required to overcome the demonstrated active resistance. With the continued incorporation of de-escalation techniques and tactics provided by the department through training, officers can combine these two techniques and use them more efficiently and effectively.

## CEW Discharge:

The use of a CEW in 2024 was reported as 83 or 27% of all instances where force was used. This shows a 1% decrease from 2023 where CEW was used 97 times (or 28% of all UOF cases). Of the 83 reported discharges, 1 (or 1.2%) of the completed investigations was found to be non-compliant with policy.

## Chemical/OC:

Chemical/OC was used in 2.5% of the uses of force in 2024 (a total of 8 uses). This shows a 0.5% increase from the 2023 use of Chemical/OC sprays. There were no reported ineffective use of the chemical sprays.

## Firearms:

Chattanooga Police Department Policy, ADM-05 Use of Force, requires that officers complete a use of force report any time their firearm is discharged. For the year of 2024, the Chattanooga Police Department had **2 uses of force reported that were Firearm Discharge – OIS related**. In 2023, there were 5 Firearm Discharge – OIS. The total was slightly lower from 2023 (3% of all UOF) to 2024 (0.65% of all UOF).

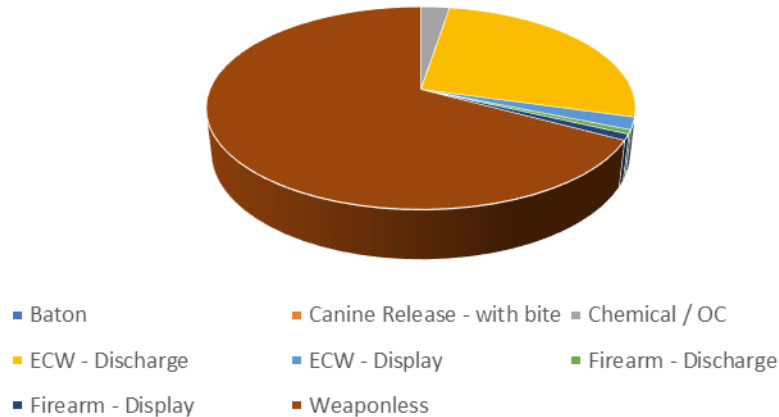


# Chattanooga Police Department

Lt. Joe Shaw  
Director of Training  
3200 Amnicola Highway  
Chattanooga, Tennessee 37406



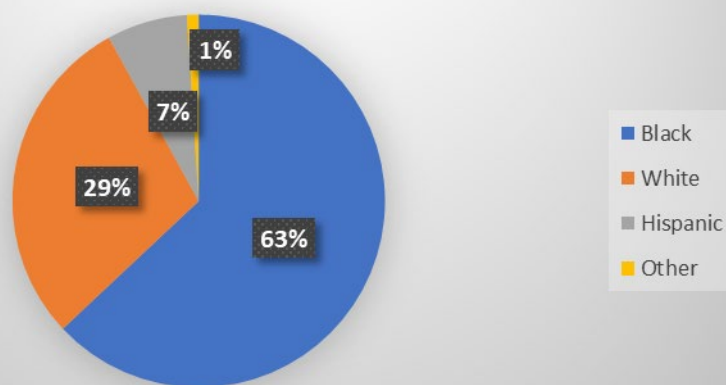
Table 5: Type of Force 2024



## C. Trends and Patterns Related to Race, Age and Gender of Subjects Involved

The statistical data extracted for 2024 related to race showed that force was used on 63% resistant black suspects, 29% resistant white suspects, 7% resistant Hispanic suspects and 1% resistant suspects categorized as other. The highest age range of suspects where force was used to effect an arrest on resistant suspects in 2024 was from 30-39 years of age. The second highest age range was from 20-29 years of age. Further, the analysis revealed that 25% were females and 75% were males in 2024.

Table 6: Race of Citizens Facing UOF in 2024





# Chattanooga Police Department

Lt. Joe Shaw  
Director of Training  
3200 Amnicola Highway  
Chattanooga, Tennessee 37406



Table 7: 2024 Age of Citizens During UOF Events

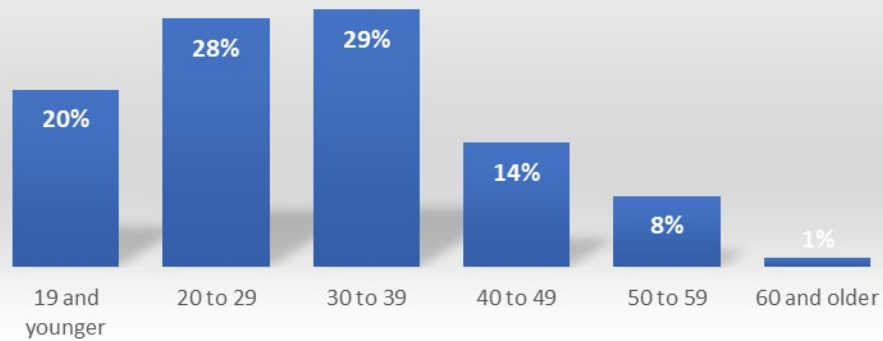
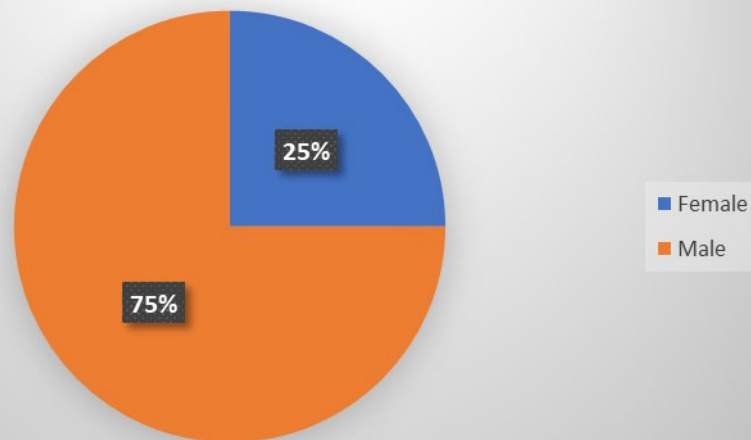


Table 8: Gender UOF in 2024





# Chattanooga Police Department

**Lt. Joe Shaw**  
**Director of Training**  
3200 Amnicola Highway  
Chattanooga, Tennessee 37406

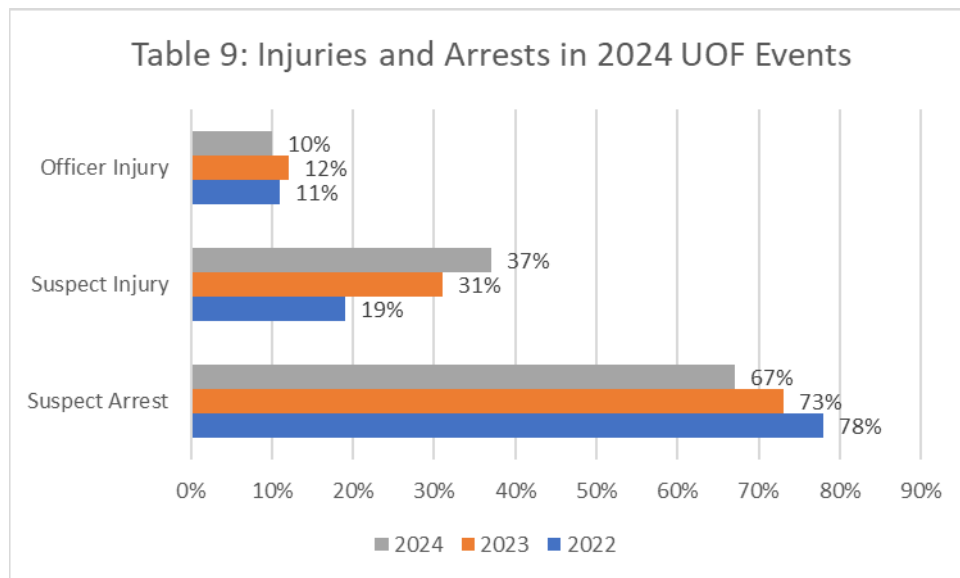


## **D. Trends or Patterns Resulting in Injury to Any Person Including Employees**

Findings show that, in 2024, Chattanooga Police Officers received some sort of injury during 10% of the UOF encounters (in 2023 it was 12%). The percentage of injuries to Officers has remained consistent over the last few years.

In 2024, 37% of suspects were injured in conjunction with UOF and that resulted in higher levels of injuries compared to 2023 (31%) and 2022 (19%). Findings from IAPro data do not indicate that any specific type of force (i.e. taser, bruise, etc.) is the reason for the higher percentage of suspects' injuries. Table 10 (see pg. 8) provides further insight. Over time, injuries in 2016 – 2018 are consistent with reported injuries in 2023 and 2024 (over 30%). In 2019 – 2022 there was an apparent drop in injuries over those four years.

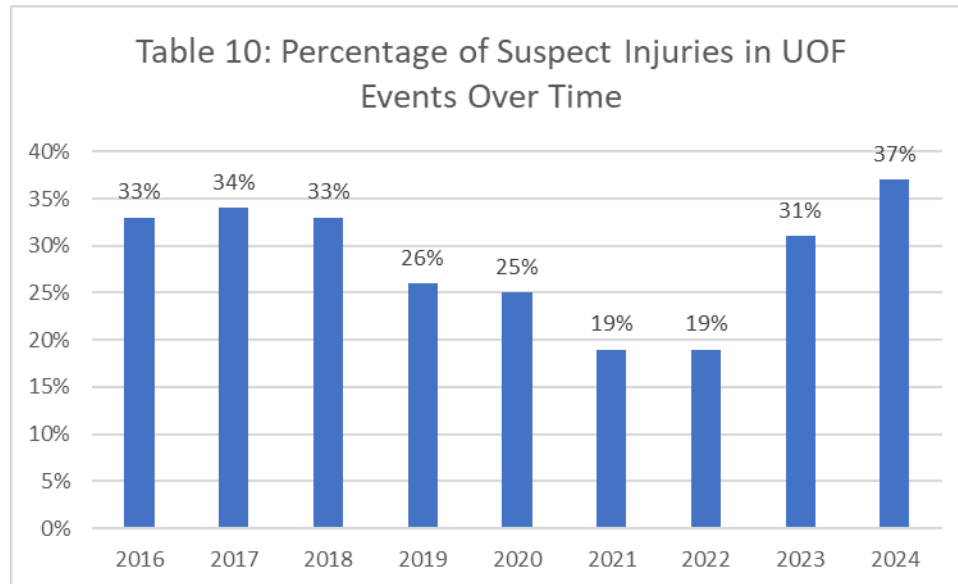
Arrests during use of force events are at 78% in 2024 (see Table 9) and remains relatively consistent with 2022 and 2023.





# Chattanooga Police Department

Lt. Joe Shaw  
Director of Training  
3200 Amnicola Highway  
Chattanooga, Tennessee 37406



## **E. Impact of Findings on Policies, Practices, Equipment, and Training**

As documented herein, the number of uses of force from 2024 remained consistent with the past several years. That would indicate that officers are using force to effect an arrest and take suspects into custody. The temporal analysis did not indicate that there are any correlations related to day shift or zone that would raise concerns. There does not seem to be any significant trends or patterns related to race, age or gender and uses of force. While there were some documented injuries to officers during use of force incidents, there does not appear to be any direct correlation with type of force and injury to officers or suspects. This analysis shows that the equipment, training and policy are efficacious and sufficient for the needs of the Chattanooga Police Department. When an officer sees the need to use force on a suspect, they have our Blue Team system in which to document the incident and their actions. This is a web-based system that is accessible at all hours of the day or night and is directly accessible by the officer's immediate supervisors. Per policy, use of force reports are to be completed before the end of the officer's shift and reviewed by their immediate supervisor within 24 hours.

The only policy consideration for the near future is to change the way the use of firearm is documented in Use of Force reports. It is recommended that officers complete a use of force report when pointing a Firearm at a suspect to gain compliance. This is different from unholstering a weapon to clear a building or hold a tactical position. It would only be required when an officer points a firearm at a resistant suspect to gain compliance and effect an arrest.





# Chattanooga Police Department

Lt. Joe Shaw  
Director of Training  
3200 Amnicola Highway  
Chattanooga, Tennessee 37406



## II. Assault on Sworn Officer Review (2024)

The data collected for 2024 show that “Assault on Police” occurred in 11% of events that a use of force was reported—which slightly decreased from the previous year. In 2023, the amount of assault on police was 13%. Based on this data, there is no indication that the Chattanooga Police Department is undergoing any trend or pattern related to high levels of assaults on police. Neither do they indicate that this agency is suffering from a significant increase in reported assaults on police. The data suggests that the officer safety skills, policies and training are effective at keeping the assaults on police at a low rate. As the yearly reviews are conducted, we will continue to monitor these data points to ensure that no significant increases in the numbers are noted.

**Table 11: Assault on Police in 2024**

