



ONE CHATTANOOGA
OPERATING BUDGET
2023-2024

CITY OF CHATTANOOGA • MAYOR TIM KELLY





TABLE OF CONTENTS

• Executive Summary	AA-1
• Revenue & Expense Overview	AB-1
• Operating Budget Ordinance	1-74
• Revenues	B-1
• Fund Summary	B-11
• Department: Financials	
▪ General Government	B-25
• General Gov't Essential Cost.....	B-35
• City Council.....	B-41
• Judges.....	B-47
• City Attorney.....	B-53
• Internal Audit.....	B-61
• Information Technology.....	B-67
• Purchasing.....	B-75
• Agencies.....	B-81
▪ Executive Branch	B-85
▪ Finance & Administration	B-93
▪ Human Resources	B-101
▪ Community Development	B-109
▪ Police	B-117
▪ Fire	B-127
▪ Public Works	B-135
▪ Parks & Outdoors	B-145
▪ Early Learning	B-155
▪ City Planning	B-161
▪ Equity & Community Engagement	B-167
▪ Economic Development	B-173
▪ Innovation Delivery & Performance	B-181

TABLE OF CONTENTS

- **Other Funds**
 - Municipal Golf Courses..... B-187
 - Economic Development..... B-197
 - State Street Aid..... B-205
 - Hotel/Motel Tax Fund..... B-215
 - TN Valley Regional Communications..... B-223
 - Debt Service Fund..... B-233
 - Waste Water Fund..... B-241
 - Solid Waste Fund..... B-253
 - Storm Water Fund..... B-263
 - Narcotics Fund / Federal Asset Forfeiture Fund B-275
 - Automated Traffic Enforcement Fund..... B-283
- **Capital Improvement Plan..... C-1**
 - Governmental Fund Projects..... C-1
 - Enterprise Fund Projects
 - Waste Water..... C-6
 - Storm Water..... C-10
 - Capital Improvement Ordinance..... C-13
 - Fiscal Year 2024 Plan..... C-15
 - Five-Year Capital Improvement Plan Resolution C-23
 - Fiscal Year 2024 thru 2028 Plan..... C-25
 - Bond Resolution..... C-31

Message from the Mayor

Since the first day of my Administration, I've been focused on one thing: helping Chattanooga live up to its potential and become the best city in America to call home. Our city should be a place where every person and family has access to opportunity, where the things that bring us together get more attention than those that pull us apart, and where the bond of community makes every resident proud to be a Chattanooga. It's why I ran for mayor – to build a stronger, safer, and more unified community, as One Chattanooga.

Last year we formulated a bold, actionable budget to begin making ONE Chattanooga a reality. We made significant progress on our city's toughest issues, from homelessness to public safety. This year we are continuing to fund that work – with a sharpened focus on the things that matter most to Chattanoogaans.

In the year ahead, we will continue to create safer, healthier, and more connected neighborhoods across the city. Through federal funding, we will create and preserve more than 400 new units of affordable housing over the next year, and we'll develop a world-class team under our Chief Housing Officer. We'll also keep an emphasis on public safety by modernizing our fire department and building upon our citywide gun violence prevention plan.

This year's budget also includes significant investments in our local infrastructure, from roads to bridges to parks. We will continue to improve road conditions with another \$10 million per year for paving, and we're allocating more than \$2 million for park creation and revitalization, including major improvements to the Chattanooga Skate Park. And of course, we'll keep filling potholes across the city!

Finally, this budget reinforces my commitment to reform city government – so that every dollar of taxpayer money is being used where it will make the most impact and best meet the needs of Chattanoogaans. We're implementing a city-wide cost-savings incentive program and investing in things that will improve essential city services, like more refuse trucks and new driver positions.

The bottom line is that Chattanoogaans deserve to have their tax dollars put to work for the things that matter most to them – from roads, to public safety, to affordable housing. And that's exactly what this budget does, in the most effective and efficient way possible.



Mayor Tim Kelly
City of Chattanooga

Budget Process and Timeline

The fiscal year 2024 budget was prepared using a priority-based budgeting approach designed to comprehensively prioritize service delivery and transparency throughout the process.

The following principles framed the preparation of this budget:

- Spend within our means
- Prioritize service delivery to our citizens
- Do the important things well
- Evaluate past patterns of spending
- Be transparent with the community
- Remain cognizant of the ONE CHATTANOOGA strategic plan
- Demand accountability for results

Budget Timeline	
Strategic Planning	January 2023
Internal Budget Preparation	February through April 2023
Community Education Sessions	April 2023
Budget Presentation to City Council	May 2, 2023
Budget Education Sessions	May 9, 2023 through June 6, 2023 *
Budget Public Hearing	June 6, 2023
Budget Ordinance - First Reading	June 13, 2023
Budget Ordinance - Second Reading	June 20, 2023

* No meeting May 30.

Strategic Plan

In the Fall of 2021, Mayor Kelly released his ONE CHATTANOOGA strategic plan, providing a broad vision that guides the work of all departments throughout City government. The plan is not meant to be a finished product and is in constant review. We are confident this bold vision is achievable; together, we can make this vision a reality and make Chattanooga the best city in America!

The ONE CHATTANOOGA strategy consists of 7 goals and 40 priorities that comprise the strategy to realize our vision of a city where opportunity exists for all and where prosperity

is plentiful. Each goal represents an aspiration for the city and offers initiatives and pathways for residents and local leaders, as well as a model for our peers across the nation.

Build a path to universal early learning

1. Expand access to early learning for all families
2. Integrate our early learning programs from prenatal care to kindergarten
3. Train the next generation of excellent early learning professionals
4. Partner with Hamilton County Schools to provide high-quality learning opportunities and services for families
5. Make Chattanooga an investment-ready early learning model for the nation

Catalyze economic vitality in the Black community

6. Increase pathways to entrepreneurship and access to capital for all
7. Create robust and accessible workforce development pathways
8. Commit to meaningful and constructive recidivism reduction
9. Ensure city purchasing and procurement practices meet equity goals
10. Advance arts, culture, and the creative economy across Chattanooga
11. Invest in historically underserved neighborhoods
12. Engage and involve the whole community in city planning and investment

Ensure accessible housing choices for all Chattanoogaans

13. Expand affordable housing inventory across the city
14. Diversify the range of capital options available for affordable housing development
15. Expand supportive housing resources to end chronic homelessness
16. Support both tenants and housing providers with housing security and eviction prevention resources
17. Preserve land for affordable housing in transitioning neighborhoods

Improve local infrastructure

18. Ensure timely, equitable, and responsive repairs to potholes and road failure
19. Develop a strategic capital plan that includes long-term maintenance
20. Modernize and invest in our public transit system
21. Design Chattanooga for sustainable and inclusive growth
22. Expand and connect our local parks, trails, and greenways system
23. Invest in sustainable and resilient infrastructure

Build a competitive regional economy

24. Attract higher-paying jobs with targeted economic recruiting
25. Grow household income for all Chattanoogaans through workforce development and skills-training
26. Ensure essential City workers are paid a living wage
27. Lead in the emerging green economy

28. Foster a welcoming, inclusive, and prosperous city for New Americans
29. Refine Chattanooga's competitive advantages and traded clusters vs. rival cities

Close the gaps in public health

30. Address racial and economic disparities in public health outcomes
31. Prevent violence in our community by addressing root causes
32. Support youth development with intentional support and opportunities
33. Destigmatize mental and emotional health, leading with City policies
34. Ensure all Chattanooga's have access to fresh, healthy, and affordable food
35. Leverage and improve outdoor spaces to advance public health

Provide responsive and effective local government

36. Streamline our city processes and prioritize innovative approaches to city services
37. Increase opportunities for residents to engage local government
38. Implement policies and practices that ensure transparency and accountability
39. Invest in technology, platforms, and practices that allow Chattanooga to lead with citizen involvement and engagement
40. Advocate for local control over local issues and policies at the state and national level

Budget Highlights

This budget is laser focused on implementing the bold, actionable strategy set in place by Mayor Kelly's One Chattanooga and doing so in a sustainable manner.

Early Learning

While most of our early learning budget is grant funded and not included in the General Fund, this budget once again includes supplemental funds for Head Start salaries to ensure our youngest constituents have excellent teachers to provide them a solid foundation. This budget supports a new Community Forward School Coordinator to provide wrap-around services to focus on English as a Second Language students to position them for academic success.

Economic Development

The FY24 budget supports the Economic Development Department in navigating the city's economic development efforts. This includes expanding routes to the Chattanooga Metropolitan Airport; it also provides for apprenticeship programs and workforce development.

Affordable Housing

Last year we allocated an unprecedented \$33 million investment to seed a \$100 million affordable housing initiative designed to preserve or create thousands of units of affordable housing over five years. This budget provides a Director of Housing Finance and a Director of Housing Policy, along with an Executive Assistant, to build out the affordable housing team.

We are working with nationally renowned consultants to determine housing needs across the city and to develop a policy toolbox that incentivizes developers and landlords to build and rent affordable units in the neighborhoods that need it most.

A portion of the housing team works to effectively utilize federal funds. We are deploying \$3 million in federal funds to create or preserve over 400 additional units of affordable housing over the next year.

For fiscal year 2024, the Office of Homeless and Supportive Housing is moving under the umbrella of affordable housing. This office has seen remarkable success with a reduction of nearly 40 percent in the number of unsheltered people experiencing homelessness in Hamilton County during the last calendar year. They will continue to strengthen partnerships with the AIM Center and oversee the conversion of the Airport Inn to assist the chronically homeless to rebuild their lives. Additionally, they will work with the Chattanooga Regional Homeless Coalition to sharpen efforts to rapidly rehouse veterans and households with children experiencing homelessness.

Roads and Critical Infrastructure

This budget includes \$187 million for roads and critical infrastructure.

Of that, \$10 million is included for repaving roads as part of a commitment to invest at least \$40 million over four years for repaving roads throughout the city to reverse years of lagging Pavement Condition Index (PCI) scores. While we have paved 60 lane miles and filled over 40,000 potholes, there is more work to be done.

In addition to repaving roads, this budget includes:

- \$19.9 million for bridges (includes \$13.3 million federal funding)
- \$2 million for traffic signal synchronization and optimization
- \$2.1 million for road projects and sidewalks

This budget also includes significant investment for our environmental infrastructure, including nearly \$142 million for wastewater projects and \$11 million for stormwater projects.

Community Health

Mayor Kelly launched the Office of Community Health. Community health is a broad and vital measure that encompasses physical health, mental health, safety and security, and social connectivity.

Office of Community Health

The office has shifted resources from the pandemic to address racial and socioeconomic disparities in public health outcomes and the prevention of violence in our community. This budget includes resources for the Office of Community Health to partner with the Chattanooga Police Department to continue a city-wide gun violence prevention program.

Community Centers

A key component of community health are our community centers. The restructured Department of Community Development will focus solely on community centers and the services provided by the Office of Family Empowerment. There will be a renewed focus on health screenings in the centers and programming for all ages.

Outdoor Spaces

Another vital component of health is access to outdoor spaces. The Department of Parks & Outdoors is focusing on neglected maintenance in our neighborhood parks while they are finalizing a master parks and outdoor plan in partnership with the Trust for Public Land. The capital budget includes \$1.3 million for Provence Park and restore the city's eligibility for national funding opportunities. It also includes \$1.0 million to begin revitalization of the skatepark and over \$700,000 for community green spaces and neighborhood park improvements.

Safety

Both the police department and the fire department serve our citizens in their most challenging times. This budget continues to support victims through the Family Justice Center and enhances technology resources to support crime prevention. It also includes nine new firefighters and five new fire trucks to help maintain the city's ISO rating.

Effective and Responsive Government

This budget includes multiple investments to streamline city processes. It includes shifting of some services between departments to better align service delivery and addressing the need for a civilian step plan.

Investing in Frontline Workers

In the last two years we have invested in our people — the backbone of this service organization. In FY22 we invested more than \$30 million to implement a new compensation plan for first responders and essential workers, helping us get the City back to par with benchmark cities. In FY23 we included a 3% cost of living adjustment for all

full-time and part-time employees including sworn employees, the first time in eight years. We also developed a separate pay plan to recognize the critical 24/7 support of the employees at the Moccasin Bend Environmental Campus.

This year we intentionally engaged the city-wide workforce to gain an understanding of their perception of the City of Chattanooga as an employer of choice. We consistently heard that it is demoralizing to provide no movement from the minimum of the pay plan and to reward high performers the same as all employees. As a result, this budget includes a new step pay plan for non-sworn, non-wastewater employees with an emphasis on our hourly, frontline employees.

For the initial year, hourly employees will receive credit for years of service then two step increases. Salaried employees will be placed in the plan and receive a 2% cost of living increase consisting of two steps. This budget also provides supplemental funds for Head Start in order to fully implement the \$15.76 minimum wage. In future years, we will layer performance into the determination of individual employee step movement. Sworn employees and wastewater employees will receive their planned step increases.

Improved Service Delivery

This budget provides investment in strategic new positions, equipment and technology. New positions that improve service delivery include four new drivers for garbage pickup, two new short-term vacation rental inspectors and an administrative hearing officer. The capital budget includes seven new refuse trucks as well.

Key technology enhancements include improved user experience with the 311 app, new routing software to improve garbage and recycling routes, and an overhaul of the city's website.

Staffing Optimization

Reforming local government to better serve Chattanooga means streamlining process and eliminating redundancies. These difficult decisions must reach into how the organization is staffed. Each department evaluated personnel to determine positions that had become redundant. As a result, there is a net reduction of 29 positions.

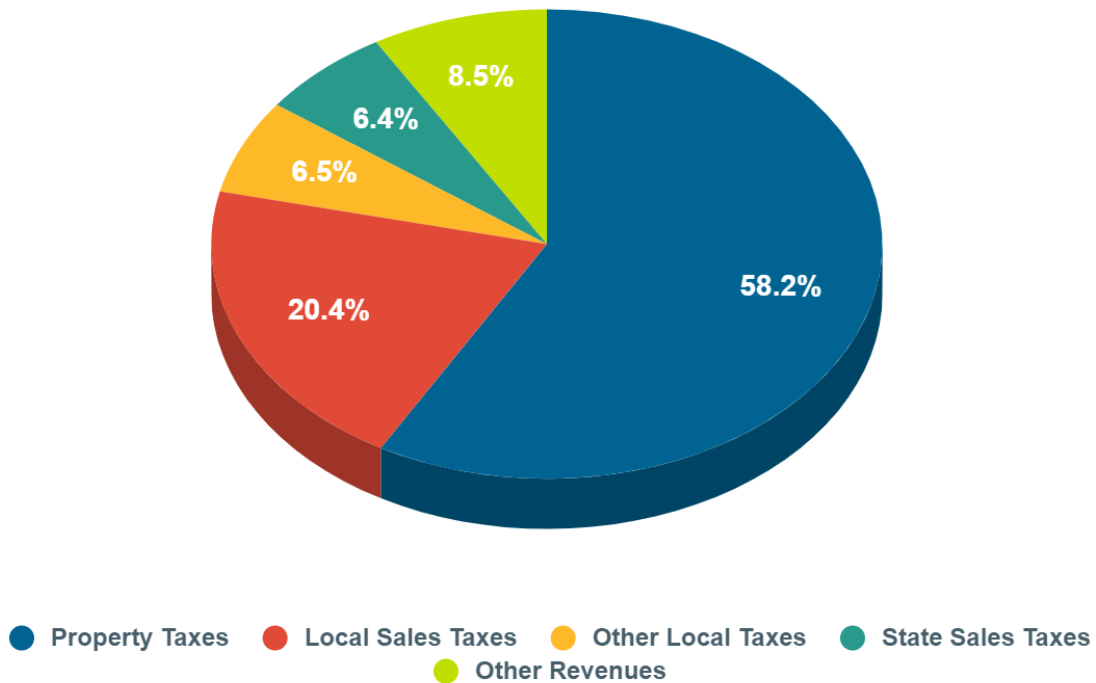
General Fund Revenues Summary

Revenues needed to operate City government are generated primarily through property taxes, state and local sales taxes, and other local taxes. This budget was prepared using a

property tax rate of \$2.25 per \$100 of assessed value, which represents the current rate with **no tax increase**.

General Fund Revenue Source	Dollars	Percent
Property Taxes	\$ 191,573,790	58%
Local Sales Taxes	\$ 67,036,000	20%
Other Local Taxes	\$ 21,399,700	7%
State Sales Taxes	\$ 21,020,000	6%
Other Revenues	\$ 27,970,510	9%
Total	\$ 329,000,000	100%

Revenues by Source

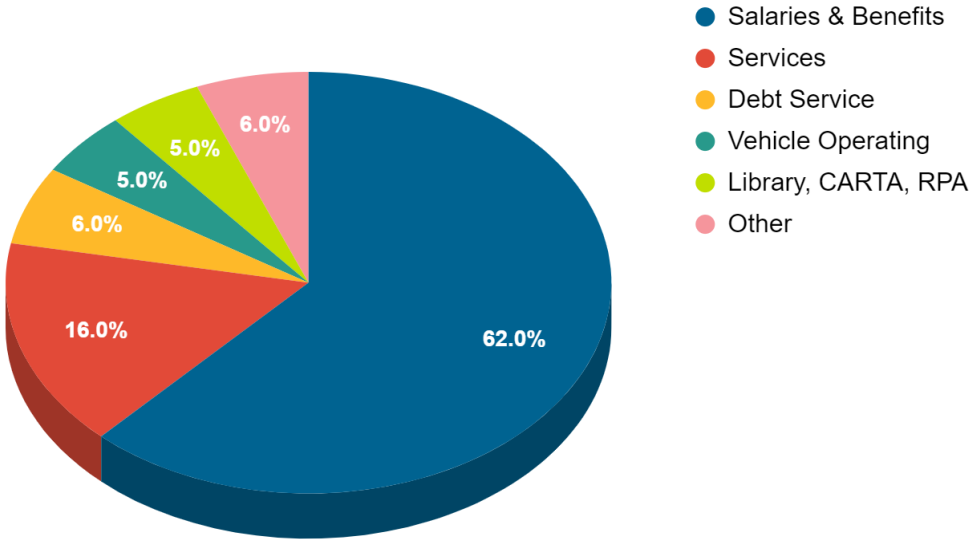


General Fund Expenditures Summary

The revenues are used to provide essential services to the citizens of Chattanooga, as detailed below.

Department	Dollars	Percent
Police	\$87,173,664	26%
Fire	\$62,445,934	19%
Public Works	\$41,678,949	13%
Debt Service	\$19,975,654	6%
General Government	\$15,282,840	5%
Information Technology	\$19,432,147	6%
Parks & Outdoors	\$16,949,697	5%
Quasi-Agencies	\$13,007,164	4%
Community Development	\$9,671,304	3%
Finance & Administration	\$7,432,826	2%
Executive Branch	\$6,495,249	2%
CARTA	\$5,800,000	2%
Other Departments	\$23,654,572	7%
Total Expenditures	\$329,000,000	100%

Expenditures by Type



Other Funds

Municipal Golf Course Fund

Accounts for revenues and expenditures associated with operation of municipal golf courses.

Economic Development Fund

Accounts for revenues and expenditures associated with economic development in Downtown Chattanooga and Enterprise South. These projects are funded by an additional 0.5% local option sales tax approved in a 2004 ballot initiative

State Street Aid Fund

Accounts for revenues and expenditures associated with the City's share of state gasoline taxes. State law requires that gasoline taxes be used to maintain streets.

Hotel/Motel Tax Fund

Accounts for revenues and expenditures associated with the City's hotel/motel privilege tax. The City ordinance requires that hotel/motel taxes be used to develop and implement public improvements in the downtown and waterfront areas.

Narcotics Fund

Accounts for drug fines and grants received and usage of these monies for drug education and investigations.

Debt Service Fund

Accounts for the accumulation of resources for, and payment of, general long-term obligations.

Waste Water Fund

Accounts for revenues and expenditures associated with operation of the sewer system, including capital improvements.

Solid Waste Fund

Accounts for revenues and expenditures associated with operation of a municipal landfill. The fund includes adequate investments earmarked to cover costs for closure and post-closure care, in compliance with the Environmental Protection Agency (EPA) mandate establishing closure and post-closure requirements.

Storm Water Fund

Accounts for revenues and expenditures associated with water quality management. The fund was established to comply with EPA guidelines.

Tennessee Valley Regional Communications (TVRC) System Fund

Accounts for revenues and expenditures associated with management of a regional communications system that services a multi-county/multi-state region.

Following is a summary of the other funds:

Other Funds	Revenues	Expenditures
Municipal Golf Course	\$2,298,629	\$2,298,629
Economic Development	\$18,411,000	\$18,411,000
State Street Aid	\$6,646,526	\$6,646,526
Hotel/Motel Tax	\$8,962,200	\$8,962,200
Narcotics	\$100,000	\$200,000
Debt Service	\$24,376,995	\$24,376,995
Waste Water	\$114,847,814	\$141,649,168
Solid Waste	\$4,979,000	\$4,979,000
Storm Water	\$32,450,000	\$32,450,000
TN Valley Regional Communications	\$1,894,459	\$1,894,459
Totals	\$214,966,623	\$241,867,977

The difference between revenues and expenditures represents the amount of planned use of reserves throughout the various funds.

Capital Budget Summary

The fiscal year 2024 capital budget totals \$215,984,264, as detailed below.

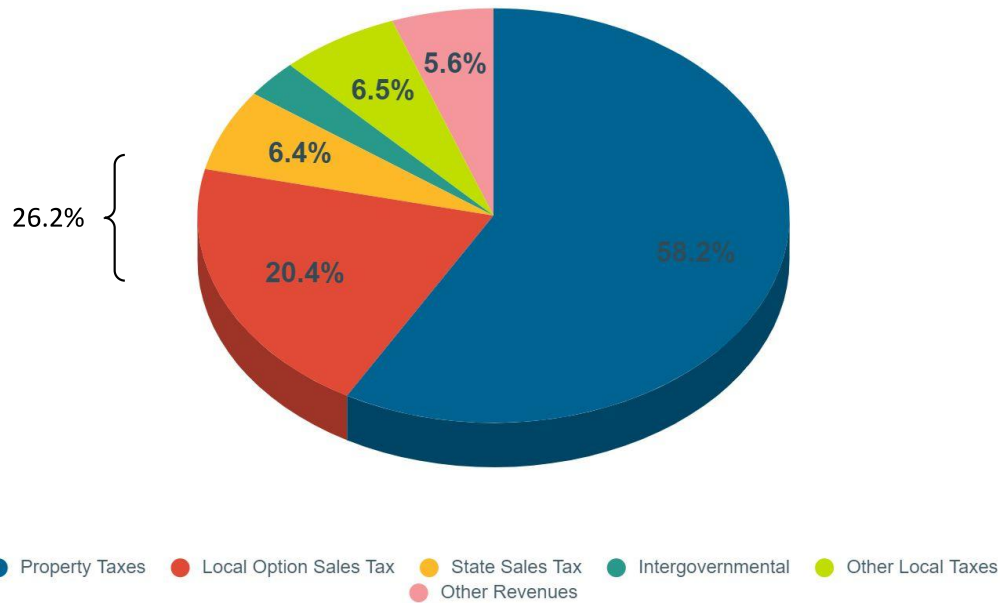
Capital Budget Fund	Dollars
General Government	\$62,724,712
Wastewater	\$142,217,052
Stormwater	\$11,042,500
Total Capital Budget	\$215,984,264

The general government portion of the capital budget has been organized into the following functional areas to provide greater transparency around how funds are invested.

Functional Area	# of Projects	Dollars	% of Total
Better Government	8	\$5,947,000	9%
Economic Development	1	\$300,000	0%
Education	1	\$100,000	0%
Fleet	2	\$5,775,000	9%
Neighborhoods	7	\$2,300,000	4%
Outdoors	6	\$3,415,000	5%
Public Safety	8	\$9,411,000	15%
Roads and Bridges	9	\$33,841,882	54%
Transit	1	\$1,634,830	3%
Total GG Capital	43	\$62,724,712	100%

FY24 REVENUE & EXPENSE OVERVIEW

Where General Fund Money Comes From FY24 Budget \$329,000,000



Intergovernmental

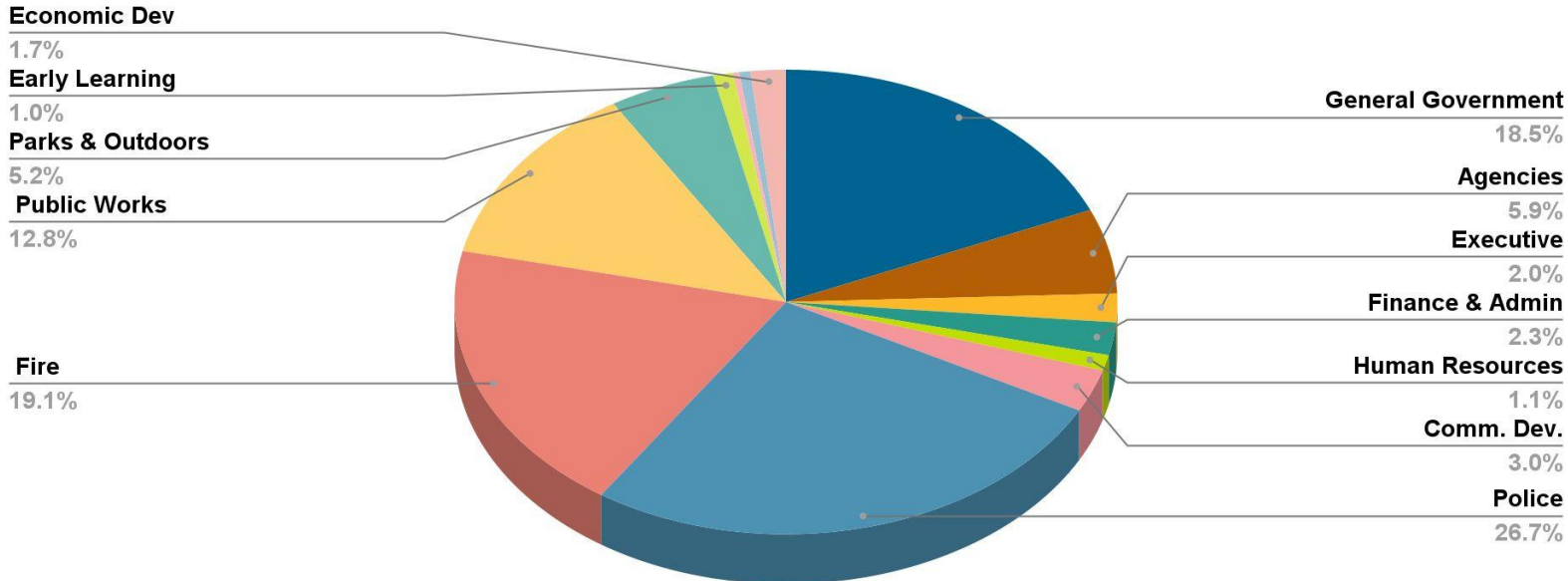
Mixed Drink	5.6M
Ross's Landing	1.6M
Gross Receipt Commission	417K
Specialized Training	696K

Other Local Tax

Liquor	3.0M
Beer	5.6M
Gross Receipts	7.7M
Franchise Tax	4.1M
Corp. Excise Tax	1.0M

Property Taxes	Local Option Sales Tax	State Sales Tax	Intergovernmental	Other Local Taxes	Other Revenues	Total General Fund
191,573,790	67,036,000	21,020,000	9,663,700	21,399,700	18,306,810	329,000,000

Where General Fund Money Goes FY24 Budget \$329,000,000



Major Components of General Gov't

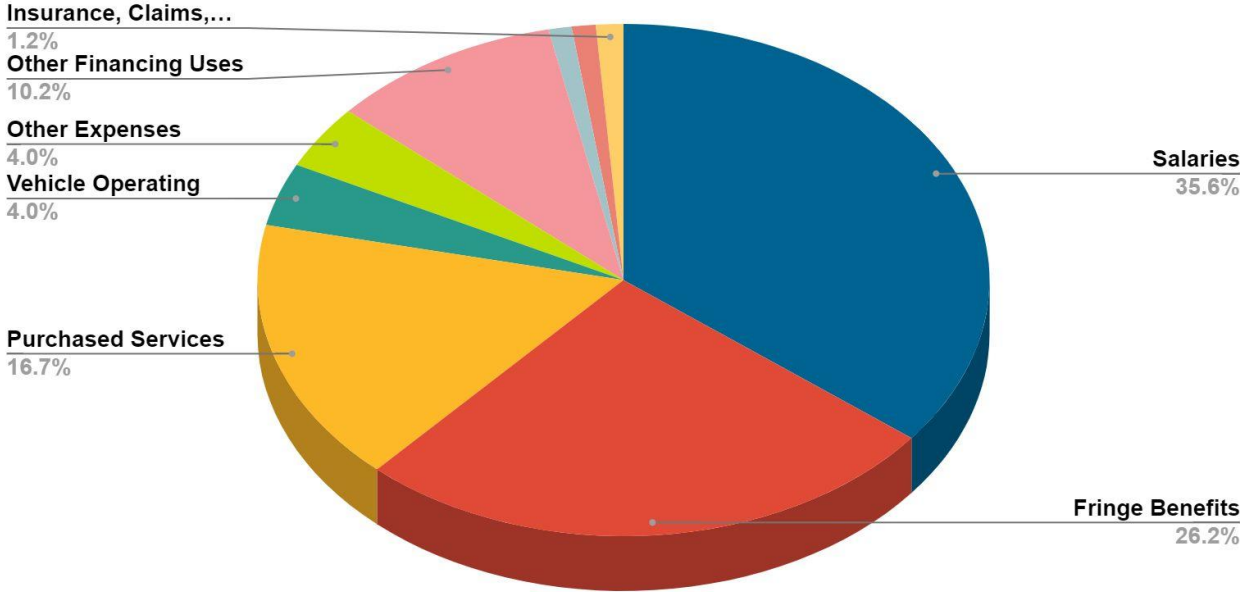
Technology Svc	\$19M
Contingency	\$3.3M
Education	\$2.8M
Liability Ins	\$3M
R&R	\$1.2M
Debt Service	\$20M
Capital	\$2.5M

Excludes reserves for capital: \$10 million

General Government	Agencies	Executive	Finance & Admin	Human Resources	Comm. Dev.	Police	Fire	Public Works	Parks & Outdoors	Early Learning	City Planning	Equity & Community Engagement	Economic Dev	Innovation Delivery & Performance	Total
60,490,641	19,274,664	6,495,249	7,432,826	3,565,890	9,671,304	87,173,664	62,445,934	41,678,949	16,949,697	3,161,294	997,216	1,759,419	5,629,717	2,273,536	329,000,000

FY24 Expenditures by Category

Major Purchased Services



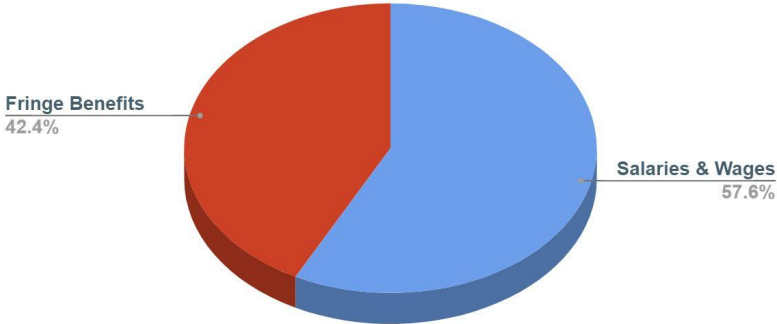
IT Main/host/license	\$7.3M
Street Lighting	\$2.8M
911 - Emergency Svs	\$5.7M
Animal Services	\$2M
Waste Disposal	\$5.2M
Utilities	\$4M
Transfer St. Cost	\$2.5M
Agency Contracted Svc	\$3.9M
On-the Job Injury	\$1.8M

Excludes reserves for capital: \$10 million

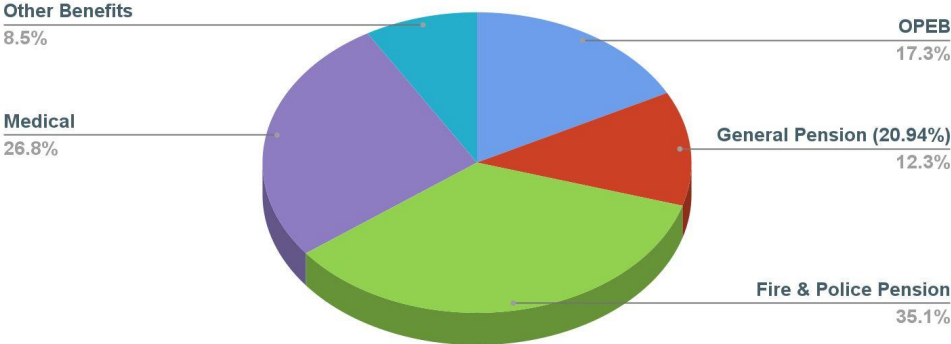
Salaries	Fringe Benefits	Purchased Services	Materials & Supplies	Vehicle Operating	Insurance, Claims, Damages	Capital Assets & Outlay	Other Expenses	Other Financing Uses	Total
117,069,282	86,116,590	54,921,120	3,481,594	13,071,134	3,992,302	3,366,450	13,260,860	33,720,668	329,000,000

Focus on Benefits (\$86.1 million)

FY24 Total Compensation



FY24 Benefits Breakdown



	FY24 Proposed	FY24 % of Total
OPEB	14,925,215	17.33%
General Pension (20.94%)	10,593,809	144.29%
Fire & Police Pension (50.33%)	30,187,090	411.14%
Medical	23,068,211	314.18%
Other Benefits	7,342,265	100.00%



ORDINANCE NO. XXXXX

AN ORDINANCE, HEREINAFTER ALSO KNOWN AS "THE FISCAL YEAR 2023-2024 OPERATIONS BUDGET", PROVIDING REVENUE FOR THE FISCAL YEAR BEGINNING JULY 1, 2023, AND ENDING JUNE 30, 2024; APPROPRIATING SAME TO THE PAYMENT OF EXPENSES OF THE MUNICIPAL GOVERNMENT; FIXING THE RATE OF TAXATION ON ALL TAXABLE PROPERTY IN THE CITY, AND THE TIME TAXES AND PRIVILEGES ARE DUE, HOW THEY SHALL BE PAID, WHEN THEY SHALL BECOME DELINQUENT; PROVIDING FOR INTEREST AND PENALTY ON DELINQUENT TAXES AND PRIVILEGES; AMENDING CHATTANOOGA CITY CODE, PART II, CHAPTER 2, SECTION 2-267, RELATIVE TO PAID LEAVE FOR ACTIVE-DUTY TRAINING AND TO AMEND CHATTANOOGA CITY CODE, PART II, CHAPTER 31, SECTIONS 31-36, 31-37, 31-41, AND 31-43, SECTIONS 31-322 AND 31-354.

WHEREAS, Pursuant to and in compliance with the provisions of the Charter of the City of Chattanooga, Tennessee, the revenues have been estimated for operating the Municipal Government for the fiscal year 2023-2024 from all sources to be as follows:

	FY22 Actual	FY23 Projected	FY24 Proposed
<u>PROPERTY TAXES</u>			
Current Taxes on Real & Personal Property	\$166,770,305	171,604,868	171,978,000
Taxes on Real & Personal Property - Prior Years	4,351,061	4,572,383	4,609,000
PAYMENTS IN LIEU OF TAXES			
Chattanooga Housing Authority	\$189,477	191,900	191,900
Tennessee Valley Authority	1,923,319	2,220,419	2,246,700
Good Neighbors	2,808	2,808	2,800
Orchard Knob Dev Corp	466	470	470
UnumProvident Group	83,445	83,445	83,440
Wm Wrigley Jr Co	26,171	26,171	26,170
Blue Cross Blue Shield	1,196,440	1,185,546	1,185,546
MK, LLC	19,304	0	0
Southern Champion Tray	100,152	0	0
Gestamp Chattanooga, LLC	861,774	466,045	466,040

	FY22 Actual	FY23 Projected	FY24 Proposed
EPB Electric	6,716,666	7,751,832	7,866,109
EPB Telecom	301,359	328,870	320,448
EPB Internet	383,714	406,718	382,857
Coca-Cola Bottling	165,854	204,396	204,400
Plastic Omnium Auto Exteriors, LLC	170,995	183,415	183,410
UTC Two	10,148	10,148	10,150
UTC Three	5,790	5,790	5,790
Alco Woodlawn Partners	33,300	33,078	33,080
Yangeng US Automotive Interior Systems LLC	56,636	5,214	5,210
Ridgeway Housing Partners	0	23,925	23,930
M & M Industries Inc.	61,848	99,837	99,840
TOTAL PAYMENT IN LIEU OF TAXES	\$12,309,666	13,230,027	13,338,290
Interest & Penalty on Delinquent Taxes	1,499,121	1,463,803	1,463,800
Delinquent Taxes Collection Fees	225,164	184,746	184,700
TOTAL PROPERTY TAXES	185,155,315	191,055,827	191,573,790
<u>OTHER LOCAL TAXES</u>			
Liquor Taxes	\$3,281,851	2,997,118	2,997,100
Beer Taxes	5,759,145	5,592,835	5,593,000
Local Litigation Taxes - City Court	2,251	2,504	2,300
Gross Receipts Taxes	7,363,403	7,599,970	7,714,000
Corp Excise Taxes – State	947,225	947,220	947,200
Corp Excise Taxes – Non Depository	11,295	33,890	33,900
Franchise Taxes – Application Fee	0	25,676	25,700
Franchise Taxes – Chattanooga Gas	2,890,308	2,126,565	2,126,600
Franchise Taxes – Comcast Cable	734,993	701,093	631,000
Franchise Taxes - Century Tel	5,766	5,963	5,900
Franchise Taxes – AT&T Mobility	40,603	39,000	35,000
Franchise Taxes – EPB Fiber Optic	1,405,495	1,288,263	1,288,000
Franchise Taxes – Zayo Group	0	0	0
TOTAL OTHER LOCAL TAXES	\$22,442,336	21,360,097	21,399,700
<u>LICENSES, FEES & PERMITS</u>			
Business License - Int & Penalty	\$5	0	0
Wrecker Permits	\$1,550	2,500	2,500
Liquor By the Drink Licenses	150,252	144,428	144,400
Liquor By the Drink – Interest & Penalty	1,938	1,018	1,000
Transient Vendor License	250	150	150
Motor Vehicle Licenses	527,480	345,803	375,000
Wrecker Contractor License	640	400	400
Original Business License	24,480	22,598	22,800

	FY22 Actual	FY23 Projected	FY24 Proposed
Building Permits	2,820,628	2,910,739	2,910,700
Electrical Permits	534,486	501,435	501,430
Plumbing Permits	327,622	297,412	297,410
Street Cut-In Permits	430,684	351,303	358,300
Mechanical Code Permits	326,314	334,242	334,240
Hotel Permits	1,400	1,400	1,400
Gas Permits	50,500	49,608	46,600
Sign Permits	102,263	86,583	78,000
Taxi Permits	4,150	2,262	1,000
Temporary Use Permits	1,540	0	0
Moving Permit Investigation Fee	0	215	220
Traffic Eng Special Events Permits	13,815	3,502	4,000
Push Cart Permits	25	50	0
Mobile Food Unit	550	350	400
Tree Ordinance Permit	24,000	15,000	14,000
Tire Haulers Permit	50	80	0
Short Term Vacation Rental Permit	74,100	53,370	107,000
Issuing Business Licenses & Permits	73,149	61,000	61,000
Plumbing Examiner Fees & Licenses	37,405	27,080	27,100
Electrical Examiner Fees & Licenses	81,820	157,940	110,600
Gas Examination Fees & Licenses	28,286	43,470	30,400
Beer Application Fees	20,387	23,035	23,000
Mechanical Exam Fees & Licenses	100,479	18,900	113,000
Permit Issuance Fees	83,490	73,939	78,000
Exhibitor's Fees	7	59	0
Subdivision Review/Inspection Fees	35,070	29,319	29,900
Adult Entertainment Application Fee	4,600	5,520	5,000
Zoning Letter	30,450	32,049	29,000
Variance Request Fees	10,200	13,284	10,900
Certificates of Occupancy	41,452	19,064	20,000
Sewer Verification Letter Fee	0	50	0
Code Compliance Letter Fees	3,933	3,151	3,000
Modular Home Site Investigation	150	150	0
Plan Checking Fees	444,263	490,146	490,100
Phased Construction Plans Review	0	10,351	10,400
Construction Board of Appeals	2,100	1,350	1,300
Sign Board of Appeals	900	750	800
Historic Zone Construction Fees	22,325	7,425	0
Northshore Design Appeal Fee	5,200	2,475	1,000
Fire Department Permits	266,453	266,453	240,000
Wine In Grocery Store Application	400	0	0
Beer Permit	57,692	57,083	58,000
Misc. licenses and permits	200	2,050	0
TOTAL LICENSES, FEES & PERMITS	\$6,769,131	\$6,470,541	\$6,543,450

	FY22 Actual	FY23 Projected	FY24 Proposed
INTERGOVERNMENTAL REVENUE			
Federal Operations Funds FEMA	\$43,002	0	0
State Operations Funds TEMA	-59,467	0	0
State – Specialized Training Supplement	654,400	696,000	696,000
State Maintenance of Streets	118,570	62,896	60,000
State Sales Taxes	20,352,689	21,019,996	21,020,000
State Income Taxes	170,346	0	0
State Beer Taxes	82,723	84,666	85,000
State Mixed Drink Taxes	5,355,187	5,552,253	5,657,700
State – Telecommunication Sales Taxes	294,591	315,500	319,000
State Alcoholic Beverage Taxes	183,675	188,037	188,000
State Gas Inspection Fees	332,147	331,776	332,000
Commission from State of TN/Gross Receipts	687,644	411,000	417,000
State Shared Sports Gambling TCA 4-51-304	172,800	307,351	313,000
Hamilton County Ross' Landing/Plaza	1,478,689	1,995,142	1,596,000
Local Option Sales Taxes-General Fund	64,511,180	66,452,419	66,452,000
Local Option Sales Taxes-Out of State	607,246	706,025	584,000
Other Local Governments	314	73,615	0
TOTAL INTERGOVERNMENTAL REVENUE	\$94,985,736	\$98,196,676	\$97,719,700
CHARGES FOR SERVICE			
Current City Court Costs	\$139,987	\$136,451	\$123,000
Court Commissions	4,812	3,977	4,000
Court Clerk's Fees	462,059	440,581	419,000
Delinquent Clerk's Fee	1343	0	0
Service of Process	56	61	0
Delinq Service of Process	-4,065	0	0
Processing of Release Forms	11,069	9,626	8,000
Court Administrative Costs	125	738	0
Current State Court Costs	1,260	1,607	1,000
Court Translation Fee	0	35	0
Memorial Auditorium Rents	4,245	-2	0
Land & Building Rents	126,909	186,298	167,700
Ballfield Income	19,250	22,358	22,000
Skateboard Park	60	0	0
Carousel Ridership	123,904	101,592	102,000
Walker Pavilion Rents	28,850	34,688	34,700
Heritage Park House Rent	1,005	10,010	10,000
Renaissance Park Rent	3,250	2,150	2,200
Greenway Facilities Rent	220	25,891	25,900

	FY22 Actual	FY23 Projected	FY24 Proposed
Fitness Center	5,838	5,269	5,300
Dock Rental	42,166	29,318	30,800
Ross' Landing Rent	11,129	1,500	3,000
Champion's Club	21,344	30,228	30,200
Recreation Center Rental	1,585	17,373	17,500
Carousel Room Rental	21,381	19,305	19,300
Coolidge Park Rental	21,620	20,252	20,300
Program Fees	6	2	0
Park Event Fee	27,336	26,151	26,000
Kidz Kamp	-639	0	0
Sports Program Fees	15,200	0	0
OutVenture Fees	13,815	10,485	11,000
Therapeutic Kamp Fees	450	450	0
Swimming Pools	87,298	86,676	78,000
Police Report Fees	4,872	4,472	4,000
Memberships	412	0	0
Credit Card Processing Fees	4,698	4,703	4,000
Concessions	3,410	14,343	14,000
Financial Service-EPB	7,200	7,200	7,200
General Pension Admin Costs & Other			
Misc	46,773	46,460	46,500
Other Service Charges	9,675	1,375	0
Returned Check Fee	3,614	572	600
Waste Container Purchases	43,575	44,513	45,400
Non-Profit Request Fee	2,350	0	0
E-citation fee	27	40	0
Treasurer's Commission BID	20,027	8,554	8,700
Miscellaneous	2,336	110	0
	\$1,341,837	\$1,355,412	\$1,291,300
City Court Fines Current	\$7,707	\$4,855	\$5,000
City Court Fines-Speeding Current	33,157	41,980	40,000
City Court Fines Other Driving			
Offenses	370,617	358,936	352,000
City Court Fines Non Driving Offenses	17,214	14,642	15,000
Criminal Court Fines	97,812	73,189	73,000
Traffic Court Parking Ticket Fines	21,378	39,662	20,000
Traffic Court Parking Tickets			
Delinquent	1,105	1,881	1,900
Traffic Court Parking Delinquent Court			
Cost	1,412	2,780	1,400
Air pollution penalties	21,556	20,875	0
Miscellaneous	6,700	350	0

	FY22 Actual	FY23 Projected	FY24 Proposed
	\$578,659	\$559,150	\$508,300
Interest on Investments	\$570,299	\$2,897,937	\$2,898,000
Sale of Back Tax Lots	0	212,528	0
Sale of Equipment	144,716	275,922	267,600
	\$715,015	\$3,386,387	\$3,165,600
Other Income	\$1,050	0	0
Miscellaneous Donations	1,000	750	1,000
Indirect Cost	6,549,000	6,521,170	6,521,170
Payroll Deduction Charges	270	0	0
Plans and Specification Deposits	9,280	7,335	4,000
Municipal Lien	214,660	159,535	168,000
Purchase Card Rebate	23,913	0	0
Take Home Vehicle Fee	76,482	24,510	0
Delinquent Tax Cost Recovery	103,110	114,456	80,000
Miscellaneous Revenue	150,821	1,750	23,990
Other misc. revenue	106	0	0
TOTAL MISCELLANEOUS REVENUE	\$7,129,693	\$6,829,506	\$6,798,160
SUBTOTAL GENERAL FUND REVENUE	\$319,117,722	\$329,213,596	\$329,000,000
GOLF COURSE REVENUE	\$2,214,878	\$2,367,546	\$2,298,629
TOTAL GENERAL FUND REVENUE	\$321,332,600	\$331,581,142	\$331,298,629

and,

WHEREAS, it is necessary to base the appropriations to the various departments of the Municipal Government on the above estimated revenues;

NOW, THEREFORE,

BE IT ORDAINED BY THE CITY COUNCIL OF THE CITY OF CHATTANOOGA, TENNESSEE:

SECTION 1. That for the purpose of raising revenue to operate the various departments, agencies, boards, commissions, offices, divisions or branches of the Municipal Government, and to pay the interest on and retire bonds of said City as they mature, there be and is hereby levied

upon all taxable property within the City of Chattanooga, Tennessee, a tax for the year 2023 at a rate of \$2.25 upon every \$100.00 in assessed value of such taxable property; and to the extent applicable there is also levied a tax at the same rate upon every \$100.00 of Merchant and other Ad Valorem within the corporate limits of the City of Chattanooga, Tennessee.

SECTION 2. That the assessment made by the Assessor of Property of Hamilton County, Tennessee, and by the Tennessee Regulatory Agency for 2023 on all property located within the corporate limits of the City of Chattanooga, Tennessee, be and is hereby adopted as the assessments of the City of Chattanooga.

SECTION 3. That the taxes herein levied on all taxable property within the corporate limits of the City of Chattanooga shall be due and payable at the office of the City Treasurer and Tax Collector OCTOBER 1, 2023, and shall become delinquent MARCH 1, 2024 on which date unpaid taxes shall bear interest at twelve percent (12%) per annum, and a penalty of six percent (6%) per annum, plus other penalties as provided by law, which shall be paid by the taxpayer; provided, that except for taxpayers receiving tax relief under T.C.A. Sections 67-5-702 through 67-5-705.

SECTION 4. That the provisions of the Business Tax Act, Tennessee Code Annotated section 67-4-701, et seq., relative to the authorization of local taxes upon the privilege of engaging in certain types of business activities be and are hereby adopted by reference, and there is hereby levied a Business Tax on all businesses taxable by municipalities under Chapter 387, Public Acts of 1971, as amended, at the maximum rates specified therein. The Tennessee Department of Revenue shall collect the Business Tax on behalf of the City as authorized in T.C.A. § 67-4-703(a). The City Treasurer is authorized and directed to collect such fees and taxes as are authorized by

said Act to be collected by the City of Chattanooga, a municipality, together with such interest and penalties as may become due thereon, at the maximum rate provided by law. The City Treasurer is hereby authorized and directed, in accordance with the Business Tax Act, to register new businesses located within the City and collect a fee of Fifteen Dollars (\$15.00) for issuance of an initial business license upon the City Treasurer’s receipt of the application, together with any other information reasonably required, and to issue such license at the time of registration. The City Treasurer is designated as the City official responsible for the registration of businesses located within the City of Chattanooga.

SECTION 5. That the budgets of the various departments, agencies, boards, commissions, offices, divisions, or branches of Municipal Government for the fiscal year beginning July 1, 2023, are fixed as hereafter set out; and the amount so fixed for each is hereby appropriated out of the estimated revenue for said year for the use of that department, agency, board, commission, office, division, branch of government, to-wit:

	FY22 Actual	FY23 Projected	FY24 Proposed
General Government & Supported Agencies	\$82,533,476	\$89,563,021	\$89,740,305
Executive Department	4,555,724	5,590,749	6,495,249
Department of Finance & Administration	6,461,022	6,656,602	7,432,826
Department of Human Resources	2,899,156	3,195,954	3,565,890
Department of Community Development	11,368,635	14,260,347	9,799,347
Department of Police	82,968,937	86,137,752	87,173,664
Department of Fire	56,365,531	59,375,864	62,445,934
Department of Public Works	41,474,207	38,933,725	41,703,949
Department of Parks & Outdoors	12,429,881	14,895,426	16,949,697
Department of Early Learning	788,671	2,751,578	3,161,294
Department of City Planning	601,705	1,090,812	997,216
Department of Equity & Community Engagement	354,487	1,187,018	1,631,376
Department of Economic Development	690,242	1,014,881	5,629,717

	FY22 Actual	FY23 Projected	FY24 Proposed
Department of Innovation Delivery & Performance	1,617,256	377,435	2,273,536
SUBTOTAL	\$305,108,933	\$325,031,164	\$339,000,000
Golf Course	\$2,231,935	\$2,172,972	\$2,298,629
TOTAL GENERAL FUND	\$307,340,868	\$327,204,136	\$331,298,629
Estimated Incr(Decr) in Fund Balance	\$13,991,732	\$4,377,006	\$-10,000,000
Beginning Unassigned Fund Balance July 1	\$108,963,648	\$122,955,380	\$127,332,386
Ending Unassigned Fund Balance June 30	\$122,955,380	\$127,332,389	\$117,332,386
Ending Unassigned Fund Balance (% of Total Approp.)	40.01%	38.92%	34.38%
DEPARTMENT OF EXECUTIVE BRANCH			
Executive Office Administration	\$2,916,228	\$2,800,977	\$2,624,457
Office of Community Health	599,009	1,347,533	1,906,170
Family Justice Center	747,937	863,328	993,384
Innovation Funding	0	100,000	300,000
Mayor Communications	292,550	478,911	671,238
TOTAL	\$4,555,724	\$5,590,749	\$6,495,249
DEPARTMENT OF FINANCE & ADMINISTRATION			
City General Tax Revenue	\$13,426	\$0	\$0
Finance Office	3,365,432	3,191,363	3,607,384
Grants and Opportunities	149,354	367,483	552,100
City Treasurer	1,559,182	1,626,949	1,801,048
Delinquent Tax	135,857	151,000	163,000
City Court Clerk's Office	1,237,772	1,319,807	1,309,294
TOTAL	\$6,461,022	\$6,656,602	\$7,432,826
DEPARTMENT OF HUMAN RESOURCES			
Human Resources Admin	\$2,125,902	\$1,694,495	\$1,894,573
Employee Training	1,239	232,338	265,303
Employees Insurance Office	424,415	587,075	690,889
Employees Safety Program	139,851	468,274	280,771
Risk Management	0	0	250,853
On Job Injury Admin	198,792	198,772	183,501
Physical Exam - Police	8,957	15,000	0
TOTAL	\$2,899,156	\$3,195,954	\$3,565,890

	FY22 Actual	FY23 Projected	FY24 Proposed
DEPARTMENT OF COMMUNITY DEVELOPMENT			
ECD Homeless Outreach Program	\$17,990	\$0	\$0
CD Office of Family Empowerment	0	384,092	419,441
Neighborhood Service Development	118	0	0
Code Enforcement Office	2,004,869	2,707,843	0
Back Tax Properties Abatement Administration	0	150,000	0
Administration	843,836	925,737	969,772
Home Repair Program	12,037	0	0
Community Centers Administration	1,160,201	670,408	704,589
Kids Kamp	97,619	391,586	444,000
Avondale Community Center	285,066	59,958	53,900
Brainerd Community Center	698,265	84,278	86,300
Carver Community Center	571,504	192,237	42,500
East Chattanooga Community Center	284,039	30,930	33,300
East Lake Community Center	266,965	45,938	61,200
Eastdale Community Center	253,283	28,091	36,400
First Centenary Community Center	66,993	4,148	9,000
Frances B. Wyatt Community Center	87,045	20,719	27,800
Glenwood Community Center	281,197	49,281	48,600
John A. Patten Community Center	326,688	37,093	51,100
North Chattanooga Community Center	215,101	29,292	26,800
Shepherd Community Center	367,028	38,231	50,060
South Chattanooga Community Center	361,746	79,645	94,600
Tyner Community Center	320,401	35,107	42,300
Washington Hills Community Center	284,829	32,178	43,100
Westside Community Center	159,385	9,631	16,000
Hixson Community Center	335,023	43,955	46,600
Cromwell Community Center	95,760	15,555	13,000
North River Center Programs	131,934	138,748	40,600
Eastgate Center Programs	210,052	247,882	94,300
Heritage House Programs	153,695	185,643	18,100
Fitness Center	27,940	0	0
Homeless & Supportive Housing	1,101,960	2,265,611	
Neighborhood Service Development	346,067	571,167	0
Public Communication	0	85,879	128,614
CD Community Center Staffing	0	4,568,279	6,197,371
CD Teen Programming	0	131,205	0
TOTAL	\$11,368,635	\$14,260,347	\$9,799,347

	FY22 Actual	FY23 Projected	FY24 Proposed
DEPARTMENT OF POLICE			
Chief of Police	\$946,838	\$1,490,559	\$1,929,983
Internal Affairs	2,031,799	2,011,411	2,124,670
Uniform Services Command Office	352,114	2,571,503	33,362,579
Community Outreach Services	1,145,978	2,497,514	2,047,065
Special Operations Division	5,326,530	5,640,617	6,391,898
Police Patrol Alpha	5,159,370	4,738,290	0
Police Patrol Bravo	1,557,217	50	0
Police Patrol Charlie	5,694,331	6,902,114	0
Police Bike Patrol	371,204	575,215	0
Police Patrol Echo	4,166,471	3,938,403	0
Police Patrol Fox	4,347,192	4,228,285	0
Police Patrol Delta	4,596,296	4,589,346	0
Police Patrol George	4,079,026	4,190,167	0
Investigative Services	767,179	3,589,483	3,365,380
Major Crimes	10,487,497	9,524,801	8,960,699
Special Investigations	4,137,135	3,763,573	4,062,661
Special Victims Unit at FJC	1,700,010	2,206,672	2,054,610
Police Admin. Support & Tech Serv.	2,029,066	1,563,680	2,722,748
Police Training Recruiting	5,936,301	5,271,215	3,222,009
Police Budget & Finance	450,952	577,650	0
Police Facilities & Security	6,808,044	7,079,141	7,171,875
Police Facilities - East 11th Street	10,020	15,439	0
Real Time Intelligence Center (RTIC)	3,318,170	1,534,568	1,420,353
Records Management & Services	353,406	428,239	611,311
Polygraph	37,387	37,826	0
Police Communications Center	5,329,093	5,250,165	5,707,915
Animal Services	1,830,310	1,921,826	2,017,908
TOTAL	\$82,968,937	\$86,137,752	\$87,173,664
DEPARTMENT OF FIRE			
Fire Administration	\$805,211	\$9,532,910	\$7,846,322
Fire Operations	47,979,177	49,842,954	54,599,612
Fire Station # 1	60,357	0	0
Fire Station # 3	31,445	0	0
Fire Station # 4	20,038	0	0
Fire Station # 5	18,065	0	0
Fire Station # 6	22,015	0	0

	FY22 Actual	FY23 Projected	FY24 Proposed
Fire Station # 7	45,922	0	0
Fire Station # 8	12,860	0	0
Fire Station # 9	17,784	0	0
Fire Station # 10	35,431	0	0
Fire Station # 11	23,753	0	0
Fire Station # 12	14,729	0	0
Fire Station # 13	20,373	0	0
Fire Station # 14	16,770	0	0
Fire Station # 15	11,590	0	0
Fire Station # 16	23,673	0	0
Fire Station # 17	10,687	0	0
Fire Station # 19	17,393	0	0
Fire Station # 20	27,885	0	0
Fire Station # 21	15,073	0	0
Fire Station # 22	32,313	0	0
Fire Tactical Services	541,898	0	0
Fire Training Division	1,931,975	0	0
Fire Deputy Chief Admin	434,857	0	0
Fire Marshall Staff	2,096,129	0	0
Fire Logistics & Technology	2,098,125	0	0
TOTAL	\$56,365,531	\$59,375,864	\$62,445,934
DEPARTMENT OF PUBLIC WORKS			
Public Works Administration	\$1,143,800	\$634,333	\$670,541
City Engineer	1,303,882	1,844,326	1,678,007
Field Surveyors	172,730	230,976	240,043
Facilities Management	612,714	880,538	1,064,436
Mail Room	96,435	131,380	102,823
Building Maintenance	1,966,338	2,263,514	2,462,477
Storage on Main Street	51,932	50,105	26,000
GIS	305,475	290,896	0
PW Summer Youth Work Program	12,421	40,978	0
Scenic Cities Beautiful	19,060	57,358	70,583
YFD Facilities Maintenance	329,236	570,030	179,850
Parks and Outdoors Facilities Maintenance	0	0	64,751
Public Works Utilities	174,125	174,078	179,959
Solid Waste Disposal	5,564,850	5,514,153	5,558,400
Public Works Summer Work Program	0	5,378	0

	FY22 Actual	FY23 Projected	FY24 Proposed
CWS Admin	1,376,453	1,433,067	1,524,730
CWS Emergency	714,490	783,301	835,585
CWS Central Business District	528,820	552,829	634,657
CWS Street Cleaning Crews	996,782	1,130,026	1,297,935
CWS Mowing Tractors/Leaf Collection	1,131,736	958,730	1,027,853
CWS Street Sweeping	811,980	697,368	705,649
Brush Pick-up	1,810,520	699,212	1,580,093
Garbage Pick-up	6,467,839	7,382,489	6,257,512
Trash Flash Pick-up	887,552	819,959	766,170
Recycle Pick-up	1,256,392	1,133,147	1,255,685
Refuse Collection Centers	870,816	664,966	564,364
Container Management	418,298	552,573	540,347
Municipal Forestry	1,201,933	1,332,852	1,275,447
Land Development Office	3,189,098	3,640,454	3,469,841
Short Term Vacation Rental Inspections	0	0	225,000
Board of Plumbing Examiners	1	125	250
Board of Electrical Examiners	0	488	925
Board of Mechanical Examiners	411	188	375
Board of Gas Fitters	0	188	375
Board of Appeals & Variances	6,229	8,531	10,550
LDO Code Enforcement	0	0	2,633,107
Back Tax Properties Abatement	0	0	150,000
Traffic Operations	6,267,532	2,324,767	2,871,631
Street Lighting	4,765	0	0
Transportation Administration	382,027	594,958	474,311
Smart Cities Operations	302,828	0	0
Complete Streets	1,005,007	1,495,549	0
Transport Design and Engineering	89,703	39,915	1,303,687
TOTAL	\$41,474,207	\$38,933,725	\$41,703,949

DEPARTMENT OF PARKS & OUTDOORS

Administration	\$1,159,518	\$1,678,136	\$1,233,059
Support Services	907,943	1,011,593	772,593
Sports Programs	566,106	696,369	599,134
Parks & Outdoors Aquatics	379,575	431,823	555,148
Champion's Club	470,353	371,916	540,107
Summit of Softball	584,384	725,908	724,976
Parks & Outdoors Kids Kamp	263,096	0	0
Parks & Outdoors Communication	0	47,128	326,347

	FY22 Actual	FY23 Projected	FY24 Proposed
Parks & Outdoors Recreation Admin	0	172,727	918,442
Therapeutic Programs	162,234	335,547	461,314
Fitness Center	20,287	361,490	309,211
Skate Park	16,823	78,781	57,305
Rec Prog - Sports	799	0	0
Outdoor Chattanooga	534,008	519,812	724,715
Special Events	3,703	367,004	628,057
Parks Administration	739,543	754,261	679,359
Parks Special Events	237,321	0	0
Park Maint - Parks Playgrounds and Facilities	419,745	408,131	337,105
Park Maint - Buildings and Structures	7,350	60,865	252,669
Park Maint - City Wide Park Maintenance	1,564,781	1,670,492	1,855,552
Park Maint - City-Wide Security	6,312	0	0
Park Maint - Athletic Facilities	167	0	0
Park Mgmt - Landscape Miller Park	230,968	0	0
Park Mgmt - Heritage Park	25,722	0	0
Park Mgmt - Greenway Farm	10,499	0	0
Park Mgmt - Rivermont Park	43,407	0	0
Park Mgmt - East Lake	7,853	0	0
Park Mgmt - Landscape Mechanic	405	0	0
Shared Maint - TN Riverpark DT North	2,556,297	2,832,337	3,373,242
Shared Maint - Carousel Operations	82,860	50,866	63,892
Shared Maint - TN Riverpark Security	374,282	353,720	307,894
Shared Maint - TN Riverpark DT Riverwalk	784	126,169	173,438
Shared Maint - TN Riverpark Capital	209,520	410,000	510,000
Shared Maint Arts Culture & Creative Economy	93,235	230,351	346,138
Chattanooga Zoo at Warner Park	750,000	750,000	750,000
Public Art Admin {Gen Fd}	0	450,000	450,000
TOTAL	\$12,429,881	\$14,895,426	\$16,949,697

DEPARTMENT OF EARLY LEARNING

Early Learning Administration	\$448,298	\$1,661,578	\$840,543
Youth Development	19,616	1,090,000	1,090,000
Youth Development - CAPS	25,443	0	0
Education	259,605	0	0
Office of Early Learning	35,709	0	359,377

	FY22 Actual	FY23 Projected	FY24 Proposed
Community Forward	0	0	871,374
TOTAL	\$788,671	\$2,751,578	\$3,161,294
DEPARTMENT OF CITY PLANNING			
Administration	\$339,458	\$1,066,042	\$997,216
Strategic Capital Planning	135,166	136	0
Sustainability	127,081	24,634	0
TOTAL	\$601,705	\$1,090,812	\$997,216
DEPARTMENT OF EQUITY & COMMUNITY ENGAGEMENT			
Administration	\$354,487	\$1,187,018	\$1,140,955
ECE Neighborhood Services	0	0	\$490,421
TOTAL	\$354,487	\$1,187,018	\$1,631,376
DEPARTMENT OF ECONOMIC DEVELOPMENT			
Administration	\$306,405	\$816,869	\$1,993,038
Economic Development	17,872	308	0
Back Tax Properties & Abatement	66,343	0	0
Workforce Development	176,654	197,662	995,369
Arts, Culture & the Creative Economy	109,394	0	0
Shared Maint Riverpark Art	8,230	0	0
Memorial Auditorium	4,410	0	0
Tivoli Theatre	934	0	0
Economic Opportunity Housing Access	0	42	0
Econ Development - Homeless and Supportive Housing	0	0	2,641,310
TOTAL	\$690,242	\$1,014,881	\$5,629,717
DEPARTMENT OF INNOVATION DELIVERY & PERFORMANCE			
Administration	\$395,697	\$129,400	\$592,802
Office of Performance Management & Open Data	376,837	149,000	510,605
311 Call Center	844,722	99,035	1,170,129
TOTAL	\$1,617,256	\$377,435	\$2,273,536
Golf Course			
Brainerd	\$1,076,623	\$1,107,932	\$1,156,550
Brown Acres	1,155,312	1,065,040	1,142,079
	\$2,231,935	\$2,172,972	\$2,298,629

SECTION 5(a). GENERAL GOVERNMENT & SUPPORTED AGENCIES. The initials "A.O." as they appear in this Section, or elsewhere in the Ordinance, shall mean "Appropriation Only" which is hereby defined to mean that the amount as is shown being appropriated is only the appropriation of the City toward the total budget of such department, agency, board, commission, office or division or branch of government and is not to be construed to mean that such amount is its total budget or appropriation. The initials "A.S.F." as they appear in this Section, or elsewhere in this Ordinance, shall mean "Appropriation to Special Fund" which is hereby defined to mean that the amount as is shown being appropriated is to a Special Fund that will not revert to the General Fund at the end of the fiscal year.

		FY22	FY23	FY24
		Actual	Projected	Proposed
City Council		\$728,706	\$970,101	\$931,179
City Judges Division 1		548,410	531,705	636,140
City Judges Division 2		515,224	0	0
City Attorney Operations		1,799,867	1,733,844	1,979,240
Internal Audit		771,828	829,403	862,154
Technology Services		14,624,404	15,420,225	19,432,147
Purchasing		867,753	65,748	1,282,456
AIM Center, Inc	A.O.	63,700	0	0
Air Pollution Control Bureau	A.S.F.	270,820	330,168	330,168
Arts Build	A.O.	266,250	0	0
Bessie Smith Cultural Center	A.O.	95,000	0	0
Bethlehem Center	A.O.	63,700	0	0
CARTA Subsidy	A.O.	5,800,000	5,800,000	5,800,000
Council for Alcohol and Drug Abuse Services, Inc.	A.O.	25,000	0	0
Chambliss Center for Children	A.O.	350,000	0	0
Chattanooga Area Food Bank	A.O.	20,000	0	0
Chattanooga Area Urban League	A.O.	132,000	0	0

		FY22	FY23	FY24
		Actual	Projected	Proposed
Chattanooga Basketball		90,000	0	0
Chattanooga Community Kitchen	A.O.	70,000	0	0
Chattanooga Design Studio	A.O.	200,000	0	0
Chattanooga Football Club Found.	A.O.	17,500	0	0
Chattanooga Goodwill Industries	A.O.	10,000	0	0
Chattanooga Neigh. Enterprises	A.O.	705,000	0	0
Chattanooga Public Library	A.S.F.	7,130,586	7,311,000	7,311,000
Chattanooga Room in the Inn	A.O.	24,000	0	0
Children's Advocacy Center	A.O.	63,700	0	0
Community Development	A.S.F.	0	0	71,000
Creative Discovery Museum	A.O.	20,000	0	0
Enterprise South Nature Park	A.O.	663,161	860,264	506,674
Greater Chattanooga Sports & Events	A.O.	100,000	0	0
Habitat for Humanity of Chattanooga	A.O.	40,000	0	0
Helen Ross McNabb	A.O.	60,760	0	0
Heritage Hall Fund	A.S.F.	76,985	100,263	100,603
Homeless Coalition	A.O.	70,000	0	0
Human Services	A.S.F.	1,359,693	350,000	765,000
Joe Johnson Mental Health	A.O.	58,800	0	0
LaPaz Chattanooga	A.O.	49,000	0	0
Lookout Mountain Conservancy	A.O.	12,000	0	0
Launch	A.O.	59,375	0	0
Orange Grove	A.O.	106,000	0	0
Partnership for Family, Children & Adults	A.O.	63,700	0	0
Pathway Lending	A.O.	50,000	0	0
Regional Planning Agency	A.S.F.	2,003,663	2,596,669	2,596,669
Signal Center	A.O.	875,000	0	0
Speech & Hearing Center	A.O.	67,700	0	0
Tennessee RiverPark	A.O.	1,507,144	1,320,506	1,326,050
United Way of Greater Chattanooga	A.O.	465,438	425,000	467,500
WTCI-TV-Channel 45	A.O.	80,000	0	0
Debt Service Fund		19,924,060	19,878,455	19,975,645
Capital Improvements		13,225,000	20,795,000	12,500,000
Election Expense		198,658	67,917	50,000
City Code Revision		1,598	10,000	15,000
Unemployment Insurance		22,485	100,000	75,000
Contingency Fund Appropriation		849,854	1,730,173	4,311,830
Renewal & Replacement		479,329	1,000,000	1,200,000

	FY22	FY23	FY24
	Actual	Projected	Proposed
Audits, Dues & Surveys	119,747	170,000	175,000
Intergovernmental Relations	352,102	401,487	375,000
City Water Quality Management Fees	625,089	683,136	705,000
HCS EDconnect	0	1,166,075	0
Liability Insurance Premiums	1,000,000	1,400,000	3,000,000
Edu. Contribution (per TCA 57-4-306)	2,677,594	2,763,975	2,828,850
Enterprise South Indust. Park Admin.	3,093	8,907	6,000
Technology Replacement Fund Allocation	0	650,000	100,000
Tuition Assistance Program	13,000	13,000	25,000
Agency Contracted Services	0	80,000	0
TOTAL	\$82,533,476	\$89,563,021	\$89,740,305

SECTION 6. That there be and is hereby established a budget for each of the following special funds for Fiscal Year 2023-2024

	FY22	FY23	FY24
	Actual	Projected	Proposed
<u>1111 ECONOMIC DEVELOPMENT</u>			
ESTIMATED REVENUE			
Local Option Sales Tax	\$17,377,689	\$18,017,016	\$18,200,000
Local Option Tourist Development Zone	375,915	1,720,950	0
Investment Income	207,667	0	0
Ham Co Local Option Out of State Sales Tax	171,275	563,490	211,000
Interest Earned Non-cap Proj Fds	207,667	0	0
Total	\$18,132,545	\$20,301,456	\$18,411,000
APPROPRIATIONS			
Economic Development Capital Projects	\$11,412,000	\$8,250,000	\$7,750,000
Chattanooga Chamber of Commerce A.O.	0	500,000	500,000
Chamber Equity Initiative	25,000	25,000	25,000
Chamber of Commerce Marketing & Industrial Services	75,000	75,000	75,000
Enterprise Ctr - Operating Support A.O.	0	977,350	1,057,350
Enterprise Ctr - Digital Equity Programs A.O.	0	646,000	646,000

	FY22 Actual	FY23 Projected	FY24 Proposed
Public Edu. Foundation STEP-UP Chatt. A.O.	75,000	75,000	75,000
Contingency	0	450,000	523,627
Chatt Area Convention Tourism (IRONMAN)	0	0	120,000
Sales Tax Commission	175,490	180,170	182,000
TDZ transfer to CDRC to Cover Debt	375,915	0	0
Thrive Regional Partnership A.O.	0	100,000	100,000
Carter Street Corporation A.O.	0	200,000	200,000
SRC Lease Payments	5,925,748	7,153,234	7,157,023
Total	\$18,064,152	\$18,631,754	\$18,411,000
Estimated Incr(Decr) in Fund Balance	\$68,393	\$1,669,702	\$0
Beginning Fund Balance July 1	\$9,915,912	\$9,984,305	\$11,654,007
Ending Fund Balance June 30	\$9,984,305	\$11,654,007	\$11,654,007
Ending Fund Balance as a % of Total Appropriations	55.27%	62.55%	63.30%

2030 YFD - OFFICE OF FAMILY EMPOWERMENT

ESTIMATED REVENUE

Federal	\$12,516,993	\$16,132,779	\$14,701,607
State	3,999,297	758,000	758,000
City of Chattanooga - Transfer In	1,359,693	0	0
City of Chattanooga - Transfer In (Social Services Admin)	0	293,887	300,000
City of Chattanooga - Transfer In (Headstart)	0	350,000	350,000
City of Chattanooga - Transfer In (FGP)	0	95,000	95,000
Charges for Service	286	0	0
Total	\$17,876,269	\$17,629,666	\$16,204,607

APPROPRIATIONS

Administration	\$1,162,137	\$293,887	\$300,000
Headstart Supplement	0	350,000	350,000
FGP Supplement	0	93,322	95,000
Headstart	12,348,609	16,418,824	14,987,652
Foster Grandparents	468,973	471,955	471,955
Low Income Energy Assistance Program*	2,750,582	0	0
Community Services Block Grant (CSBG)*	922,461	0	0
Other	1,178	0	0
Total	\$17,653,941	\$17,627,988	\$16,204,607

	FY22 Actual	FY23 Projected	FY24 Proposed
Estimated Incr(Decr) in Fund Balance	\$222,328	\$1,678	\$0
Beginning Fund Balance July 1	\$536,912	\$759,240	\$760,918
Ending Fund Balance June 30	\$759,240	\$760,918	\$760,918
Ending Fund Balance as a % of Total Appropriations	4.30%	4.32%	4.70%

*Grants moved to Fund 2060

2050 STATE STREET AID

ESTIMATED REVENUE

State Shared Ops St Aid 1989 Amended Gas Tax	\$505,542	\$622,608	\$500,526
State Shared Ops Street Aid Gas Tax	3,249,722	3,971,347	3,586,000
State Shared Ops Street Aid Add 3 Cent Tax	936,735	1,149,641	960,000
State Shared Ops St Aid 2017 Improve Act Gas Tax	1,635,026	2,001,458	1,600,000
Other	51,972	0	0
Total	\$6,378,998	\$7,745,054	\$6,646,526

APPROPRIATIONS

Operations	\$4,121,626	\$5,383,051	\$6,646,526
Transfer Out - Public Works Capital	2,555,000	1,050,000	1,000,000
Total	\$6,676,626	\$6,433,051	\$7,646,526

Estimated Incr(Decr) in Fund Balance	-\$297,628	\$1,312,003	-\$1,000,000
Beginning Fund Balance July 1	\$6,499,624	\$6,201,996	\$7,513,999
Ending Fund Balance June 30	\$6,201,996	\$7,513,999	\$6,513,999
Ending Fund Balance as a % of Total Appropriations	92.89%	116.80%	85.19%

2060 COMMUNITY DEVELOPMENT FUND

ESTIMATED REVENUE

Federal and State *	\$2,982,156	\$8,349,652	\$8,733,000
OFE-State Appropriation	0	25,050	25,050
City of Chatt-Transfer In (Comm Assist Gen Relief)	0	0	25,000
City of Chatt-Transfer In (Comm Assist Admin)	0	0	46,000
Miscellaneous/Other	226,192	96,800	5,000
Total	\$3,208,348	\$8,471,502	\$8,834,050

APPROPRIATIONS

	FY22 Actual	FY23 Projected	FY24 Proposed
Administration	\$2,906	\$0	\$0
Community Development Programs	1,357,698	2,300,000	2,505,000
Home Investment Programs	590,279	200,000	300,000
Emergency Shelter Programs	456,414	300,000	300,000
Low Income Energy Assistance Program (LIHEAP)**	0	3,231,029	3,200,000
Community Services Block Grant (CSBG)**	0	1,032,545	1,033,000
Low-Income Households Water Asst Pgm (LIHWAP)	0	1,000,000	1,200,000
Chattanooga Neighborhood Enterprise	0	200,000	200,000
OFE - State Appropriation	0	25,050	25,050
Comm. Assist City General Relief (City Approp)	0	25,000	25,000
Community Assist. Admin - (City Approp)	0	56,381	46,000
Other Programs	476,352	0	0
Transfers	324,699	0	0
Total	\$3,208,348	\$8,370,005	\$8,834,050
Estimated Incr(Decr) in Fund Balance	\$0	\$101,497	\$0
Beginning Fund Balance July 1	\$2,368,874	\$2,368,874	\$2,470,371
Ending Fund Balance June 30	\$2,368,874	\$2,470,371	\$2,470,371
Ending Fund Balance as a % of Total Appropriations	73.83%	29.51%	27.96%
* FY22 includes CDBG Block Grant Funds and CDBG-CV stimulus funds			
**FY22 was included in Fund 2030			

2070 HOTEL/MOTEL TAX FUND

ESTIMATED REVENUE

Occupancy Tax	\$8,651,564	\$7,968,522	\$8,048,000
Short Term Vacation Rentals	940,392	909,159	909,000
Short Term Vacation Rental Int & Pen	875	577	600
Interest Revenue	9,908	4,584	4,600
Total	\$9,602,739	\$8,882,842	\$8,962,200

APPROPRIATIONS

PW Cap. Fund or related Waterfront Capital	\$500,000	\$0	\$4,500,000
Hotelier Collection Fee	188,614	235,739	307,900
Hamilton County Accounting Fee	92,930	104,296	148,531
Transfer to Capital	0	4,000,000	0

	FY22 Actual	FY23 Projected	FY24 Proposed
Debt Service	3,811,585	3,944,430	4,005,769
Total	\$4,593,129	\$8,284,465	\$8,962,200
Estimated Incr(Decr) in Fund Balance	\$5,009,610	\$598,377	\$0
Beginning Fund Balance July 1	\$4,537,601	\$9,547,211	\$10,145,588
Ending Fund Balance June 30	\$9,547,211	\$10,145,588	\$10,145,588
Ending Fund Balance as a % of Total Appropriations	207.86%	122.47%	113.20%

3100 DEBT SERVICE FUND

ESTIMATED REVENUE

General Fund	\$19,924,060	\$19,528,455	\$19,975,654
CDBG (Fannie Mae Loan)	324,699	316,895	310,006
Hotel/Motel Tax	3,811,585	3,944,430	4,006,769
Other Sources-Golf Course	63,712	56,582	85,566
Total	\$24,124,056	\$23,846,362	\$24,377,995

APPROPRIATIONS

Principal	\$18,145,412	\$18,010,375	\$18,326,297
Interest	5,669,071	5,745,763	5,951,698
Bank Service Charges	31,628	31,101	100,000
Total	\$23,846,112	\$23,787,239	\$24,377,995

Estimated Incr(Decr) in Fund Balance	\$277,944	\$59,123	\$0
Beginning Fund Balance July 1	\$2,393,395	\$2,671,339	\$2,730,462
Ending Fund Balance June 30	\$2,671,339	\$2,730,462	\$2,730,462
Ending Fund Balance as a % of Total Appropriations	11.20%	11.48%	11.20%

6010 WASTE WATER FUND

ESTIMATED REVENUE

Sewer Service Charges	\$87,036,401	\$88,736,796	\$93,266,093
Industrial Surcharges	2,132,432	2,650,000	2,650,000
Septic Tank Charges	692,395	745,551	790,284
Wheelage and Treatment:			
Hamilton County, TN	2,979,404	3,289,876	3,487,269
Lookout Mountain, TN	227,490	218,254	231,349
Lookout Mountain, GA	108,496	139,522	147,893

	FY22 Actual	FY23 Projected	FY24 Proposed
Walker County, GA	2,196,774	1,959,949	2,077,546
Collegedale, TN	1,140,920	1,407,648	1,492,107
Soddy-Daisy, TN	811,127	506,416	533,621
East Ridge, TN	3,816,570	3,354,441	3,555,708
Windstone	69,884	78,045	82,728
Rossville, GA	1,054,749	844,819	895,508
Red Bank, TN	1,689,855	1,224,299	1,297,757
Northwest Georgia	2,831,212	2,458,872	2,606,404
Catoosa-Ringgold, GA	901,376	931,294	987,171
Dade County, GA	28,056	28,263	29,959
Industrial User Permits	80,910	127,368	100,000
Industrial User Fines	7,900	500	0
Garbage Grinder Fees	221,565	217,176	116,418
Other Revenue/Charges	18,408	2,539	0
Operating Revenue:	\$108,045,924	\$108,921,628	\$114,347,815
Interest Earnings	\$11,357	\$667,494	\$500,000
Total Revenues	\$108,057,281	\$109,589,122	\$114,847,815

APPROPRIATIONS

Operations & Maintenance:			
Administration	\$5,722,792	\$5,834,036	\$8,290,897
Laboratory	881,303	924,630	1,533,645
Engineering	1,187,641	1,603,053	3,122,493
Plant Maintenance	10,443,414	11,267,470	13,287,414
Sewer Maintenance	4,129,170	6,785,417	10,157,526
Moccasin Bend - Liquid Handling	8,104,358	11,641,528	14,832,307
Inflow & Infiltration	2,002,445	2,373,807	4,169,503
Safety & Training	149,657	317,260	429,970
Pretreatment/Monitoring	615,968	692,103	1,377,369
Moccasin Bend - Solid Handling	3,766,310	2,956,261	3,816,941
Moccasin Bend - Landfill Handling	2,597,827	2,161,288	2,100,000
Combined Sewer Overflow	142,144	153,350	199,400
Inventory Moc Bend	695,377	0	0
Pump Station Operations	1,200,582	1,163,665	2,360,674
Equalization Station	42,458	85,000	100,000
Contingency	128,223	1,950,751	2,055,209
Total Operations & Maintenance	\$41,809,669	\$49,909,619	\$67,833,348

	FY22 Actual	FY23 Projected	FY24 Proposed
Pumping Stations:			
Mountain Creek Pump Station	\$210,566	\$23,572	\$26,050
Citico Pump Station	375,455	348,200	404,400
Friar Branch Pump Station	175,155	171,812	185,400
Hixson 1, 2, 3, & 4 Pump Stations	139,766	89,422	135,050
19th Street Pump Station	48,932	50,377	75,900
Orchard Knob Pump Station	30,925	19,273	37,250
South Chickamauga Pump Station	476,806	396,953	502,600
Tiftonia 1 & 2 Pump Stations	68,106	60,178	117,100
23rd Street Pump Station	484,947	148,997	172,850
Latta Street Pumping Stations	7,816	4,873	13,250
Murray Hills Pump Station	17,664	15,755	35,850
Highland Park Pump Station	29,511	29,542	41,100
Big Ridge 1-5 Pump Stations	113,582	181,366	139,100
Dupont Parkway Pump Station	27,152	27,740	69,650
VAAP Pump Station	45,836	58,576	61,800
Northwest Georgia Pump Station	67,662	68,140	89,600
Brainerd Pump Station	19,813	19,296	36,250
East Brainerd Pump Station	59,398	57,832	73,000
North Chattanooga Pump Station	16,503	12,379	40,150
South Chattanooga Pump Station	4,648	3,930	11,420
Ooltewah-Collegedale Pump Station	6,726	3,921	15,450
Odor Control Pump Stations	918,114	1,226,755	1,580,000
Enterprise South Pump Station	11,502	13,211	17,750
River Park Pump Station	0	0	2,800
Ringgold Pump Station	5,257	5,728	26,000
Regional Metering Stations	0	0	9,100
Winterview	467	447	450
Total Pumping Stations	\$3,362,309	\$3,038,275	\$3,919,320
Total Ops, Maint. & Pumping Stations	\$45,171,978	\$52,947,894	\$71,852,668
Capital Improvement			
Appropriation to Capital	\$0	\$50,000,000	\$53,850,000
Debt Service			
Principal	\$9,725,982	\$12,239,636	\$12,787,049
Interest	3,020,122	3,155,055	3,074,044
Bank Fees	137,150	173,660	185,408

	FY22 Actual	FY23 Projected	FY24 Proposed
Sub Total Debt Service	12,883,254	15,568,351	16,046,501
Total	\$58,055,232	\$118,516,246	\$141,649,169
Adjustments Modified to Accrual			
Principal	-\$9,725,982	-\$12,239,636	-\$12,787,049
Depreciation	15,974,925	15,899,628	12,787,049
	\$6,248,943	\$3,659,992	\$0
Total w/ Adjustments	\$64,304,175	\$122,176,237	\$141,649,169
Estimated Incr(Decr) in Fund Balance	\$43,753,106	-\$12,587,115	-\$26,801,354
Beginning Fund Balance July 1	\$380,594,145	\$424,347,251	\$411,760,136
Ending Fund Balance June 30	\$424,347,251	\$411,760,136	\$384,958,782
Ending Fund Balance as a % of Total Appropriations	659.91%	337.02%	271.77%

6020 SOLID WASTE & SANITATION FUND

ESTIMATED REVENUE

Landfill Tipping Fees	\$726,588	\$880,637	\$500,000
City Tipping Fees	4,429,000	4,429,000	4,429,000
Sale of Property / Scrap	25,440	16,858	30,000
Sale of Recyclables	14,369	0	0
Miscellaneous	288,230	21,323	20,000
Total	\$5,483,626	\$5,347,818	\$4,979,000

APPROPRIATIONS

Recycling Center	\$1,008,998	\$1,009,841	\$991,297
Waste Disposal – Birchwood & Summit Monitoring	1,326	0	0
Waste Disposal – City Landfill	1,262,913	2,736,817	2,525,170
Compost Waste Center	595,024	699,535	644,507
Principal	636,630	618,224	635,970
Interest	127,753	106,138	81,819
Bank Fees	610	1,166	1,155
Capital Improvement	106,099	0	0
Solid Waste Reserve	1,105	0	0
Household Hazardous Waste	130,959	97,779	99,082
Other	5,537	0	0

Total	\$3,876,954	\$5,269,500	\$4,979,000
Estimated Incr(Decr) in Fund Balance	\$1,606,672	\$78,318	\$0
Beginning Fund Balance July 1	\$3,734,835	\$5,341,507	\$5,419,825
Ending Fund Balance June 30	\$5,341,507	\$5,419,825	\$5,419,825
Ending Fund Balance as a % of Total Appropriations	137.78%	102.85%	108.85%

6030 STORM WATER FUND

ESTIMATED REVENUE

Stormwater Fee	\$31,160,448	\$34,153,906	\$32,000,000
Stormwater Permits	521,167	495,089	450,000
Revenue Adjustments/ Bad Debt Expense	-2,727,328	0	0
Interests	163,074	372,427	0
Other	23,895	4	0
Total	\$29,141,256	\$35,021,426	\$32,450,000

APPROPRIATIONS

Stormwater Management Administration	\$4,471,409	\$6,676,054	\$7,387,329
Stormwater Maintenance & Operations	7,279,051	7,967,582	10,599,012
Stormwater Site Development	1,128,031	965,806	1,543,086
Stormwater Engineering & Project Mgmt	1,403,999	2,487,096	2,846,653
Stormwater Public Education	123,130	110,887	440,504
Renewal & Replacement	16,756	7,390	101,000
Brainerd Levee 1, 2, 3	0	55,532	53,925
Stormwater Orchard Storm Station	0	25,394	22,325
Stormwater Mgmt General Fund Subsidy	4,136	0	4,000
Minor Storm Stations	160,819	14,100	14,100
Stormwater Green Infrastructure Maintenance	0	556,000	1,144,025
Principal	1,299,124	1,292,250	1,296,582
Interest	532,551	477,480	417,864
Bank Service Charges	306	345	376
Appropriation to Capital Project Fund	0	9,835,000	11,042,500
other	713	0	0
Total	\$16,420,025	\$30,470,916	\$36,913,281

Estimated Incr(Decr) in Fund Balance	\$12,721,230	\$4,550,510	-\$4,463,281
Beginning Fund Balance July 1	\$41,462,068	\$54,183,298	\$58,733,808
Ending Fund Balance June 30	\$54,183,298	\$58,733,808	\$54,270,527
Ending Fund Balance as a % of Total Appropriations	329.98%	192.75%	147.02%

6070 TENNESSEE VALLEY REGIONAL COMMUNICATION SYSTEM

ESTIMATED REVENUE

Federal Maintenance Fees	\$33,079	\$38,783	\$45,493
Ham Co Ops Radio & Electronics	0	276,415	282,083
State Maintenance Fee	34,373	28,462	32,321
Other Government Maintenance Fee	1,456,327	1,230,262	1,176,202
TVRCS Other Government Capital Replacement	0	60,000	60,000
Mobile Communications Services	0	221,060	222,869
Outside Maintenance Fee	52,454	56,280	58,491
Miscellaneous Revenue	38,934	19,000	17,000
Total	\$1,615,167	\$1,930,262	\$1,894,459

APPROPRIATIONS

Operations	\$915,874	\$1,744,928	\$1,894,459
Total	\$915,874	\$1,744,928	\$1,894,459

Estimated Incr(Decr) in Fund Balance	\$699,293	\$185,334	\$0
Beginning Fund Balance July 1	\$2,405,330	\$3,104,623	\$3,289,957
Ending Fund Balance June 30	\$3,104,623	\$3,289,957	\$3,289,957
Ending Fund Balance as a % of Total Appropriations	338.98%	188.54%	173.66%

9091 AUTOMATED TRAFFIC ENFORCEMENT

ESTIMATED REVENUE

Automated Traffic & Speeding Fines	\$1,671,520	\$1,358,548	\$1,743,600
Total	\$1,671,520	\$1,358,548	\$1,743,600

APPROPRIATIONS

Traffic Enforcement Operations	\$1,330,216	\$1,759,500	\$1,975,230
Total	\$1,330,216	\$1,759,500	\$1,975,230

Estimated Incr(Decr) in Fund Balance	\$341,304	-\$400,952	-\$231,630
Beginning Fund Balance July 1	\$1,206,709	\$1,548,013	\$1,147,061
Ending Fund Balance June 30	\$1,548,013	\$1,147,061	\$915,431
Ending Fund Balance as a % of Total Appropriations	116.37%	65.19%	46.35%

2040 NARCOTICS FUND

ESTIMATED REVENUE

Confiscated Narcotics Funds	\$168,426	\$41,931	\$80,000
Fines, Forfeitures and Penalties	15,269	11,600	0
Other	47,200	10,000	20,000
Total	\$230,896	\$63,531	\$100,000

APPROPRIATIONS

Operations	\$218,816	\$44,002	\$200,000
Total	\$218,816	\$44,002	\$200,000

Estimated Incr(Decr) in Fund Balance	\$12,080	\$19,529	-\$100,000
Beginning Fund Balance July 1	\$983,565	\$995,645	\$1,015,174
Ending Fund Balance June 30	\$995,645	\$1,015,174	\$915,174
Ending Fund Balance as a % of Total Appropriations	455.01%	2307.11%	457.59%

2042 FEDERAL ASSET FORFEITURE FUND

ESTIMATED REVENUE

Federal	\$33,948	\$18,000	\$20,000
Other	3,013	0	0
Total	\$36,961	\$18,000	\$20,000

APPROPRIATIONS

Operations	\$0	\$0	\$20,000
Total	\$0	\$0	\$20,000

Estimated Incr(Decr) in Fund Balance	\$36,961	\$18,000	\$0
Beginning Fund Balance July 1	\$408,901	\$445,862	\$463,862
Ending Fund Balance June 30	\$445,862	\$463,862	\$463,862
Ending Fund Balance as a % of Total Appropriations	0.00%	0.00%	2319.31%

SECTION 6(a). That there be and is hereby authorized the appropriation of all collections and fund balances to the respective funds, other than the General Fund, to be expended for the general public purposes as indicated.

SECTION 7. That all persons under the “City of Chattanooga Classification and Pay System” and covered by the “Pay Plans” on the effective date of this Ordinance shall receive pay within the appropriate range as designed in the City’s Pay Plan. All positions not covered by the City’s Pay Plans shall be assessed and pay determined consistent with the City’s established compensation policy. In the event that a provision within this budget ordinance becomes in conflict with a federal, state, or local law or regulation, the appropriate law or regulation shall prevail.

SECTION 7(a). Any person designated as a City employee shall not be paid less than the rate as defined by the Federal Poverty Guidelines for a family of four (4), except for those employees whose pay is governed by federal formula.

SECTION 7(b). In addition to positions provided for hereinafter, known as positions within the “City of Chattanooga Classification System”, which includes only regular full-time and part-time positions, the City recognizes and authorizes the following types of designation of positions as exempt from the Classification System: Temporary, Elected Officials and Appointed Employees.

SECTION 7(c). Unless otherwise provided, the positions specified hereinafter are hereby authorized at the designated pay grade levels.

SECTION 7(d). In order to achieve efficiencies for all Departments comprising City of Chattanooga, the Mayor is authorized to realign, reclassify or otherwise change positions within the total number of authorized FY24 ordinance positions, consistent with the City's established Compensation Policy detailed in the Employee Information Guide.

		FT/PT	Grade
DEPARTMENT OF GENERAL GOVERNMENT			
City Council			
1	Council Chairperson	Elected	***
1	Council Vice Chairperson	Elected	**
7	Council Member	Elected	*
1	Clerk to Council	FT	GS.11
1	Council Support Specialist	FT	GS.06
1	Administrative Support Assistant 2	FT	GS.04
Subtotal	12		
TOTAL	12		

*Members of the Council shall be paid fifteen percent (15%) of the Mayor's salary.

**The Vice-Chairperson shall be paid fifteen percent (15%) of the Mayor's salary plus an additional \$2,500.

***The Chairperson shall be paid fifteen percent (15%) of the Mayor's salary plus an additional \$5,000.

City Judge			
1	City Judge *	Elected	*
2	City Court Officer	FT	GS.04
2	City Court Officer	PT	GS.04
1	Judicial Assistant	FT	GS.05
2	Judicial Assistant	PT	GS.05
Subtotal	8		
TOTAL	8		

FT/PT Grade

*The City Judge shall be paid the same salary as the General Sessions Judges of Hamilton County, Tennessee.

Office of City Attorney

	1	Administrative Support Specialist	FT	GS.05
	1	City Attorney	FT	GS.28
	1	Compliance Officer	FT	GS.10
	1	Deputy City Attorney	FT	GS.23
	4	Legal Assistant	FT	GS.06
	1	Public Records Manager	FT	GS.09
	1	Senior Assistant City Attorney	FT	GS.19
	4	Staff Attorney 1	FT	GS.15
	1	Staff Attorney 2	FT	GS.16
Subtotal	15			
TOTAL	15			

Internal Audit

	1	Administrative Support Specialist	PT	GS.05
	1	City Auditor *	FT	GS.23
	4	Senior Auditor	FT	GS.13
Subtotal	6			
TOTAL	6			

*The City Auditor salary is set by the Audit Committee pursuant to the Chattanooga City Charter

Technology Services Department

Technology Services

	1	Account Coordinator	FT	GS.09
	1	Assistant Director IT Operations	FT	GS.14
	1	Assistant Director IT Project Management	FT	GS.14
	1	Chief Information Technology Officer	FT	GS.24
	1	Deputy Chief Information Tech. Officer	FT	GS.19
	1	Director IT Infrastructure	FT	GS.16
	1	Director IT Security	FT	GS.16
	1	Electronics Technician 1	FT	GS.06

		FT/PT	Grade
	1 Executive Assistant	FT	GS.08
	1 Fiscal Analyst	FT	GS.10
	1 Inventory Coordinator	FT	GS.07
	1 IT Business Manager	FT	GS.13
	4 IT Business Project Analyst	FT	GS.10
	3 IT Project Manager	FT	GS.12
	1 IT Security Analyst	FT	GS.10
	1 IT Specialist	FT	GS.08
	1 IT Technical Architect	FT	GS.11
	1 IT Technical Trainer	FT	GS.10
	4 IT Technician	FT	GS.05
	1 IT UX Designer	FT	GS.11
	1 Manager Application Systems	FT	GS.12
	1 Manager Enterprise Applications	FT	GS.13
	1 Manager IT Infrastructure	FT	GS.13
	1 Manager IT Operations	FT	GS.13
	1 Manager IT/SC Infrastructure	FT	GS.12
	2 Programmer 2	FT	GS.11
	4 Software Development Engineer 1	FT	GS.10
	2 Software Development Engineer 2	FT	GS.11
	1 System & Database Specialist 1	FT	GS.09
	1 System & Database Specialist 2	FT	GS.10
Subtotal	43		

Technology Services - Intelligent Cities

	1 Crew Foreman	FT	GS.09
	1 Crew Worker 3	FT	GS.05
	3 Electrician 1	FT	GS.07
	2 Electrician 2	FT	GS.08
	2 Electronics Technician 1	FT	GS.06
	1 Equipment Operator 4	FT	GS.08
	1 Manager Intelligent Trans Systems	FT	GS.13
	1 Intelligent Cities Director	FT	GS.14
	1 Traffic Signal Designer Specialist	FT	GS.10
	1 Traffic Signal Systems Engineer	FT	GS.12
	1 Transportation Accounts Coordinator	FT	GS.09
	1 Transportation Project Manager	FT	GS.12
Subtotal	16		

		FT/PT	Grade
Technology Services - GIS			
	3	GIS Analyst 1	FT GS.10
	2	GIS Analyst 2	FT GS.11
	1	GIS Systems & Database Manager	FT GS.13
	1	GIS Technician	FT GS.08
Subtotal	<u>7</u>		
Automated Traffic Enforcement (9091)			
	1	Assistant Director Intelligent Cities	FT GS.14
Subtotal	<u>1</u>		
Subtotal DTS			
9091 Automated	<u>1</u>		
Traffic			
General Fund	<u>66</u>		
TOTAL	<u>67</u>		
Purchasing			
	5	Buyer	FT GS.11
	1	Chief Procurement Officer	FT GS.23
	1	Deputy Chief Procurement Officer	FT GS.13
	1	Procurement Analyst	FT GS.11
	2	Procurement Compliance Specialist	FT GS.07
	1	Purchasing Requisitioner	FT GS.07
	1	Supplier Engagement Coordinator	FT GS.09
Subtotal	<u>12</u>		
TOTAL	<u>12</u>		
GRAND TOTAL	<u>120</u>		

EXECUTIVE DEPARTMENT OF THE MAYOR

Administration

1	Administrative Support Assistant 1	FT	GS.03
1	Chief of Staff	FT	GS.29
1	Chief Operating Officer	FT	NP
1	Constituent Services Coordinator	FT	GS.09
1	Deputy Chief of Staff	FT	GS.24
1	Deputy Chief Operating Officer	FT	NP

		FT/PT	Grade
1	Director Intergovernmental and External Affairs	FT	NG
1	Director of Policy Planning & Implementation	FT	NP
1	Executive Assistant to COO	FT	GS.09
1	Executive Assistant to COS	FT	GS.09
1	Executive Assistant to Mayor	FT	GS.09
1	Internal Communications Coordinator	FT	NG
1	Mayor *	Elected	*
1	Policy Analyst	FT	GS.09
1	Project Manager, Legislative Affairs & Operations	FT	GS.14
1	Receptionist	FT	GS.03
1	Senior Advisor for Economic Opportunity	FT	GS.28
1	Senior Advisor for Legislative Initiatives	FT	NG
1	Staff Assistant	FT	NP
Subtotal	19		

*The salary of the Mayor shall be the same as the salary of the County Mayor of Hamilton County, TN.

Communications

1	Civic Engagement & Communications Coordinator	FT	GS.10
1	Communications Coordinator	FT	GS.10
1	Digital Specialist	FT	GS.06
1	Director of Public Affairs	FT	NG
1	Senior Advisor for Public Affairs	FT	GS.25
Subtotal	5		

Community Health

1	Administrative Support Coordinator	FT	GS.07
1	Community Outreach Coordinator	FT	GS.09
1	Deputy Director Community Health	FT	GS.16
1	Director Community Health	FT	GS.17
1	Executive Director Community Safety and Gun Violence Prevention	FT	GS.15
3	Intervention Specialist	FT	GS.10
2	Manager of Community Safety and Gun Violence	FT	GS.12
1	Program Coordinator	FT	GS.09

		FT/PT	Grade
	1	Program Manager	FT GS.12
	1	Public Safety Coordinator	FT GS.11
	3	Social Worker	FT GS.10
Subtotal	16		
Family Justice			
	1	Administrative Support Specialist	FT GS.05
	1	Assistant Director of Clinical Coordinator Services	FT GS.13
	1	Assistant Director of Outreach, Training, and Volunteer	FT GS.13
	1	Client Services Supervisor	FT GS.10
	1	Family Justice Center Executive Director	FT GS.15
	2	Family Justice Center Navigator	FT GS.06
Subtotal	7		
GRAND TOTAL	47		

DEPARTMENT OF FINANCE & ADMINISTRATION

Finance Office

4	Accountant 1	FT GS.11
2	Accountant 2	FT GS.12
1	Accountant 3	FT GS.13
1	Accounting Manager	FT GS.14
5	Accounting Technician 1	FT GS.04
1	Accounting Technician 2	FT GS.05
1	Accounts Payable Supervisor	FT GS.09
2	Administrative Support Assistant 2	FT GS.04
1	Budget Manager	FT GS.14
1	Budget Officer	FT GS.15
1	Business Systems Analyst	FT GS.12
1	Business Systems Manager	FT GS.13
1	City Finance Officer	FT GS.26
1	Deputy Administrator Finance	FT GS.19
1	Executive Assistant to CFO	FT GS.09
3	Management Budget Analyst 1	FT GS.11
1	Management Budget Analyst 2	FT GS.12
1	Management Budget Analyst 3	FT GS.13
1	Manager Financial Operations	FT GS.15

		FT/PT	Grade
	1 Payroll Manager	FT	GS.11
	4 Payroll Technician 2	FT	GS.06
Subtotal	35		
	Grants & Opportunities		
	1 Accountant 2	FT	GS.12
	1 Director of Grants & Opportunities	FT	GS.14
	2 Grants Coordinator	FT	GS.10
	1 Grant Writer	FT	GS.09
Subtotal	5		
	Office of City Treasurer		
	1 Assistant City Treasurer	FT	GS.14
	1 City Treasurer	FT	GS.15
	1 Coordinator Senior Programs	FT	GS.07
	2 Property Tax Clerk II	PT	GS.04
	1 Property Tax Clerk III	PT	GS.04
	6 Revenue Specialist 2	FT	GS.05
	1 Tax Manager	FT	GS.12
	1 Treasury Analyst	FT	GS.10
Subtotal	14		
	City Court Clerk's Office		
	1 Administrative Support Specialist	FT	GS.05
	1 City Court Clerk	FT	GS.14
	7 Court Operations Assistant	FT	GS.03
	3 Court Operations Technician 1	FT	GS.04
	1 Court Operations Technician 2	FT	GS.05
	1 Deputy City Court Clerk	FT	GS.13
Subtotal	14		
GRAND TOTAL	68		

DEPARTMENT OF HUMAN RESOURCES

Human Resources Administration

1 Associate HR Business Partner	FT	GS.10
1 Chief Human Resources Officer	FT	GS.24
1 Deputy Chief HR Officer	FT	GS.19
1 Director HRMS & Employment Svcs	FT	GS.14

		FT/PT	Grade
	1	Director HR Operations	FT GS.14
	1	Executive Assistant	FT GS.08
	4	HR Business Partner	FT GS.11
	3	Human Resource Analyst	FT GS.10
	3	Human Resource Technician	FT GS.06
	1	Manager Recruiting	FT GS.13
	1	Manager Total Rewards	FT GS.13
Subtotal	<u>18</u>		
Insurance Office			
	2	Benefits Specialist	FT GS.06
	1	Director Total Rewards	FT GS.17
	1	Human Resource Analyst	FT GS.10
	1	Human Resource Technician	FT GS.06
	1	Manager Pension & Benefits	FT GS.13
	1	Manager Wellness & Occ Health	FT GS.12
Subtotal	<u>7</u>		
Employees Safety Program			
	1	Safety and Compliance Specialist	FT GS.09
	1	Supervisor Safety & Risk	FT GS.12
	1	Admin Support Specialist	FT GS.05
Subtotal	<u>3</u>		
Risk Management			
	1	Director Safety, Compl & Risk Mgt	FT GS.14
	1	Claims & Risk Analyst	FT GS.12
Subtotal	<u>2</u>		
Training			
	1	Director Leadership & Prof Development	FT GS.14
	1	Human Resource Technician	FT GS.06
Subtotal	<u>2</u>		
GRAND TOTAL	<u>32</u>		

DEPARTMENT OF COMMUNITY DEVELOPMENT

Administration

	1	Accounting Technician 2	FT GS.05
	1	Administrative Support Specialist	FT GS.05

		FT/PT	Grade
	1 Administrator Community Development	FT	GS.24
	1 Assistant Director Recreation	FT	GS.12
	1 Deputy Administrator CD	FT	GS.19
	1 Director Assistance Programs	FT	GS.14
	1 Director Operations	FT	GS.14
	1 Executive Assistant	FT	GS.08
	1 Finance Manager	FT	GS.13
	1 Fiscal Analyst	FT	GS.10
	1 Personnel Assistant	FT	GS.04
Subtotal	11		

Community Centers Administration

	1 Admin Support Specialist	PT	GS.05
	1 Crew Worker 2	FT	GS.04
	2 Director Community Centers	FT	GS.14
	1 Program Specialist	FT	GS.05
Subtotal	5		

CD Community Center Staffing

	1 Admin Support Assistant 2	FT	GS.04
	1 Art Assistant	FT	GS.04
	13 Custodian	FT	GS.03
	1 Custodian	PT	GS.03
	5 Front Desk Clerk	PT	GS.03
	16 Manager Community Center 1	FT	GS.12
	4 Manager Community Center 2	FT	GS.12
	17 Program Tutor	PT	GS.04
	28 Specialist Community Centers	FT	GS.07
	19 Specialist Community Centers	PT	GS.07
Subtotal	105		

CD Office of Family Empowerment

	1 Assistant Director OFE	FT	GS.12
	1 Director Office Family Empowerment	FT	GS.14
Subtotal	2		

CD Public Communication

	1 Public Relations Coordinator 2	FT	GS.11
	1 Specialist Community Centers	PT	GS.07

		FT/PT	Grade
Subtotal	2		
GRAND TOTAL	<u>125</u>		

POLICE DEPARTMENT

SWORN

	2	Assistant Police Chief	FT	GS.21
	92	Master Police Officer	FT	PD.5
	7	Police Captain	FT	PD.8
	1	Police Chief	FT	GS.27
	1	Police Chief of Staff	FT	GS.22
	2	Police Executive Chief	FT	GS.22
	16	Police Lieutenant	FT	PD.7
	5	Police Major	FT	GS.20
	269	Police Officer	FT	PD.2
	82	Police Sergeant	FT	PD.6
Subtotal	<u>477</u>			

NON-SWORN

	2	Administrative Support Assistant 1	FT	GS.03
	10	Administrative Support Assistant 2	FT	GS.04
	1	Administrative Support Coordinator	FT	GS.07
	7	Administrative Support Specialist	FT	GS.05
	1	Building Maintenance Mechanic 1	FT	GS.06
	1	Building Maintenance Mechanic 2	FT	GS.07
	1	Co-Responder Manager	FT	GS.12
	2	Crime Analyst	FT	GS.10
	1	Crime Analyst Supervisor	FT	GS.12
	5	Crime Scene Investigator	FT	GS.09
	2	Crisis Response Advocate	FT	GS.09
	1	Data Analyst	FT	GS.09
	1	Digital Forensics Unit Technician	FT	GS.09
	1	Director Finance, Facilities and Fleet	FT	GS.14
	1	Director Public Affairs	FT	GS.14
	1	Director Organizational Dev Training	FT	GS.18
	1	Director Victim Svcs Chaplain	FT	GS.14
	1	Executive Assistant	FT	GS.08
	3	Fiscal Technician	FT	GS.06
	1	Gang Intelligence Analyst	FT	GS.10
	1	HR Business Partner	FT	GS.11

		FT/PT	Grade
3	Intelligence Analyst	FT	GS.10
1	Inventory Clerk	FT	GS.04
1	LE Victim Coordinator I	FT	GS.09
1	LE Victim Coordinator II	FT	GS.10
1	Occupational Safety Specialist	FT	GS.11
2	Pawn Technician	FT	GS.04
2	Photographic Lab Technician	FT	GS.05
1	Police Fleet & Facilities Manager	FT	GS.11
1	Police Information Center Manager	FT	GS.11
14	Police Information Center Tech 1	FT	GS.04
2	Police Information Center Tech 2	FT	GS.05
6	Police Property Technician	FT	GS.04
2	Police Technician	PT	GS.04
1	Polygraph Examiner	PT	GS.05
1	Reporting Agency Coordinator	FT	GS.06
1	RTIC Systems Technician	FT	GS.05
3	School Patrol Lieutenant	PT	GS.06
29	School Patrol Officer	PT	GS.04
1	School Patrol Supervisor	FT	GS.08
1	Social Media Coordinator	FT	GS.11
2	Social Worker	FT	GS.10
1	Special Assistant City Attorney	FT	GS.14
1	Terminal Agency Coordinator	FT	GS.06
Subtotal	<u>123</u>		
GRAND TOTAL	<u>600</u>		

FIRE DEPARTMENT

SWORN

3	Assistant Fire Chief	FT	FD.6C
1	Deputy Fire Chief	FT	GS.18
1	Deputy Fire Marshall	FT	FD.5A
1	Executive Deputy Fire Chief	FT	GS.20
12	Fire Battalion Chief	FT	FD.5A
79	Fire Captain	FT	FD.4A
1	Fire Chief	FT	GS.27
79	Fire Lieutenant	FT	FD.3A
1	Fire Marshall	FT	GS.18
79	Firefighter	FT	FD.1A
162	Firefighter Senior	FT	FD.2A

			FT/PT	Grade
	15	Staff Captain	FT	FD.4C
	3	Staff Lieutenant	FT	FD.3C
	2	Staff Senior Firefighter	FT	FD.2C
Subtotal	<u>439</u>			
NON - SWORN				
	2	Administrative Support Assistant 2	FT	GS.04
	2	Administrative Support Specialist	FT	GS.05
	3	Building Maintenance Mechanic 1	FT	GS.06
	1	Building Maintenance Mechanic 2	FT	GS.07
	3	Fire Equipment Specialist	FT	GS.06
	1	Fiscal Analyst	FT	GS.10
	1	General Supervisor	FT	GS.10
	1	HR Business Partner	FT	GS.11
	1	Inventory Technician	FT	GS.06
	1	Public Relations Coordinator 2	FT	GS.11
Subtotal	<u>16</u>			
GENERAL FUND TOTAL	<u>455</u>			
TN Valley Regional Communications				
	1	Administrative Support Assistant 2	FT	GS.04
	1	Deputy Dir. Wireless Communication	FT	GS.12
	1	Director Wireless Communication	FT	GS.14
	1	Radio Network Analyst	FT	GS.08
	3	Radio Network Engineer	FT	GS.07
	2	Radio Network Specialist	FT	GS.06
Subtotal	<u>9</u>			
TVRCS TOTAL	<u>9</u>			
GRAND TOTAL	<u>464</u>			

DEPARTMENT OF PUBLIC WORKS

Public Works Administration

1	Administrative Support Assistant 2	FT	GS.04
1	Administrator	FT	GS.24
1	Director of Operations	FT	GS.14
1	Executive Assistant	FT	GS.08

			FT/PT	Grade
	1	Finance Manager	FT	GS.13
Subtotal	<u>5</u>			
		CWS Administration/SM Admin		
	2	Accounting Technician 2	FT	GS.05
	1	Admin Support Assistant 1	FT	GS.03
	3	Admin Support Specialist	FT	GS.05
	1	Administrative Manager	FT	GS.13
	1	City Laborer	FT	GS.03
	1	Data Analyst	FT	GS.09
	1	Deputy Director Citywide Services	FT	GS.14
	1	Director Citywide Services	FT	GS.15
	1	Inventory Coordinator	FT	GS.07
	1	Inventory Technician	FT	GS.06
	1	Supervisor Safety and Risk	FT	GS.12
Subtotal	<u>14</u>			
		Municipal Forestry		
	3	Crew Chief	FT	GS.08
	1	Forestry Supervisor	FT	GS.09
	1	Municipal Forester	FT	GS.13
	6	Truck Driver	FT	GS.08
Subtotal	<u>11</u>			
		SM Central Business District		
	4	City Laborer	FT	GS.03
	1	Crew Chief	FT	GS.08
	1	Crew Worker	FT	GS.05
	1	Equipment Operator 3	FT	GS.08
Subtotal	<u>7</u>			
		SM Emergency		
	1	General Supervisor	FT	GS.10
	2	Crew Worker	FT	GS.05
	6	Truck Driver	FT	GS.08
Subtotal	<u>9</u>			
		Refuse Collection Centers		
	1	Truck Driver	FT	GS.08
Subtotal	<u>1</u>			

			FT/PT	Grade
	City Engineer			
	1	Accounts Coordinator	FT	GS.09
	1	Assistant City Engineer	FT	GS.16
	1	City Engineer	FT	GS.23
	1	Civil Engineer	FT	GS.10
	2	Construction Inspector 2	FT	GS.08
	4	Engineering Coordinator	FT	GS.12
	1	Engineering Manager	FT	GS.14
	1	Engineering Technician	FT	GS.08
	2	Senior Engineer	FT	GS.13
Subtotal	14			
	Street Cleaning Crews			
	2	City Laborer	FT	GS.03
	4	Crew Chief	FT	GS.08
	1	General Supervisor	FT	GS.10
	1	Truck Driver	FT	GS.08
Subtotal	8			
	Street Sweeping			
	6	Truck Driver	FT	GS.08
Subtotal	6			
	SM Mowing Tractors/Leaf Collection			
	1	Crew Chief	FT	GS.08
	6	Truck Driver	FT	GS.08
Subtotal	7			
	Brush Pick-up			
	1	Crew Foreman CDL	FT	GS.09
	1	General Supervisor	FT	GS.10
	9	Truck Driver	FT	GS.08
Subtotal	11			
	Development Review & Permitting			
	2	Administrative Support Assistant 2	FT	GS.04
	1	Applications Analyst	FT	GS.10
	1	Assistant Director Dev Svcs	FT	GS.13
	1	Building Inspector 1	FT	GS.06

		FT/PT	Grade
	1	Building Inspector 2	FT GS.07
	1	Chief Building Inspector	FT GS.08
	1	Chief Electrical Inspector	FT GS.09
	1	Chief Plumbing Inspector	FT GS.08
	3	Code Enforcement Inspector 2	FT GS.07
	3	Combination Inspector	FT GS.07
	2	Construction Inspector 1	FT GS.07
	1	Development Ombudsman	FT GS.09
	2	Development Review Planner	FT GS.10
	1	Director Land Development	FT GS.14
	2	Electrical Inspector 1	FT GS.06
	1	Electrical Inspector 2	FT GS.07
	2	Gas Mechanical Inspector 2	FT GS.07
	1	Office Supervisor	FT GS.08
	5	Permit Clerk	FT GS.05
	3	Plans Review Specialist 1	FT GS.06
	1	Plans Review Specialist 2	FT GS.07
	2	Plans Review Specialist 3	FT GS.08
	2	Plumbing Inspector 1	FT GS.06
Subtotal	<u>40</u>		

STVR Inspection

	2	STVR Inspector	FT GS.06
Subtotal	<u>2</u>		

DRP Code Enforcement

	3	Administrative Support Assistant 2	FT GS.04
	1	Chief Inspector Code Enforcement	FT GS.10
	3	Code Enforcement Insp Supervisor	FT GS.08
	10	Code Enforcement Inspector 1	FT GS.06
	2	Code Enforcement Inspector 2	FT GS.07
	2	Demolition Abatement Specialist	FT GS.06
Subtotal	<u>21</u>		

Trash Flash Pick Up

	4	Truck Driver	FT GS.08
Subtotal	<u>4</u>		

Street & Traffic Administration

	1	Deputy Administrator of Transportation	FT GS.16
--	---	--	----------

		FT/PT	Grade
	1 Executive Assistant	FT	GS.08
	1 Transportation Accounts Coordinator	FT	GS.09
Subtotal	<u>3</u>		

Street & Traffic Design and Engineering

	1 City Transportation Engineer	FT	GS.15
	1 Civil Engineer	FT	GS.09
	1 Construction Inspector 2	FT	GS.07
	1 Engineering Coordinator	FT	GS.12
	1 Engineering Designer	FT	GS.12
	1 Engineering Manager	FT	GS.14
	1 Engineering Technician	FT	GS.08
	1 Pothole Inspector	FT	GS.05
	2 Senior Engineer	FT	GS.13
	3 Transportation Project Manager	FT	GS.12
Subtotal	<u>13</u>		

Traffic Operations

	2 Administrative Support Specialist	FT	GS.05
	5 City Laborer	FT	GS.03
	1 City Transportation Engineer	FT	GS.15
	2 Construction Inspector I	FT	GS.07
	1 Crew Chief	FT	GS.08
	5 Crew Worker	FT	GS.05
	1 General Supervisor	FT	GS.10
	1 Public Space Coordinator	FT	GS.06
	3 Traffic Engineering Technician	FT	GS.08
	3 Transportation Equipment Operator	FT	GS.08
	2 Transportation Inspector I	FT	GS.07
	1 Transportation Operations Manager	FT	GS.13
	2 Transportation Review Specialist	FT	GS.10
Subtotal	<u>29</u>		

Recycle Pick-up

	2 City Laborer	FT	GS.03
	1 Crew Foreman CDL	FT	GS.09
	1 General Supervisor	FT	GS.10
	1 Solid Waste Coordinator	FT	GS.10
	3 Truck Driver	FT	GS.08
Subtotal	<u>8</u>		

			FT/PT	Grade
	Garbage Pick-up			
	3	City Laborer	FT	GS.03
	1	Crew Foreman CDL	FT	GS.09
	1	Crew Worker	FT	GS.05
	1	General Supervisor	FT	GS.10
	1	Manager Sanitation	FT	GS.13
	24	Truck Driver	FT	GS.08
Subtotal	31			
	Container Management			
	1	Crew Foreman CDL	FT	GS.09
	2	Crew Worker	FT	GS.05
Subtotal	3			
	Field Surveyors			
	1	Survey Instrument Technician	FT	GS.04
	1	Survey Party Chief	FT	GS.07
	1	Survey Party Chief Supervisor	FT	GS.08
Subtotal	3			
	Facilities Management			
	1	Administrative Support Specialist	FT	GS.05
	1	Asset Management Systems Coordinator	FT	GS.09
	1	Division Manager of Facilities	FT	GS.13
	1	Fiscal Analyst	FT	GS.10
	1	Manager Facilities Operations	FT	GS.13
Subtotal	5			
	Mail Room			
	1	Administrative Support Assistant 1	FT	GS.04
Subtotal	1			
	Downtown Campuses Building Maintenance			
	6	Building Maintenance Mechanic 1	FT	GS.06
	4	Building Maintenance Mechanic 2	FT	GS.07
	4	City Laborer	FT	GS.03
	2	Crew Chief	FT	GS.08
	2	Crew Worker	FT	GS.05
	2	General Supervisor	FT	GS.10

		FT/PT	Grade
Subtotal	20		
GENERAL FUND TOTAL	<u>276</u>		

DRC Building Operations

1	Building Maintenance Mechanic 2	FT	GS.07
1	City Laborer	FT	GS.03
1	Crew Worker	FT	GS.05
Subtotal	<u>3</u>		
DRC TOTAL	<u>3</u>		

Fleet Municipal Garage - Amnicola

1	Administrative Support Assistant 1	FT	GS.03
1	Asset Management Systems Coordinator	FT	GS.09
1	City Laborer	FT	GS.03
1	Crew Worker 2	FT	GS.03
1	Data Analyst	FT	GS.09
1	Deputy Director Fleet Management	FT	GS.12
1	Director Fleet Management	FT	GS.14
3	Equipment Mechanic 1*	FT	GS.06
9	Equipment Mechanic 2*	FT	GS.07
6	Equipment Mechanic 3*	FT	GS.08
2	Fleet Maintenance Shift Supervisor	FT	GS.09
2	Fleet Maintenance Shop Supervisor	FT	GS.08
1	Fiscal Analyst	FT	GS.10
1	Inventory Coordinator	FT	GS.07
2	Inventory Technician	FT	GS.06
Subtotal	<u>33</u>		

*denotes positions authorized to receive a tool allowance based on City of Chattanooga policy

Fleet 12th Street Garage

1	Admin Support Assistant 1	FT	GS.03
1	Admin Support Specialist	FT	GS.05
2	City Laborer	FT	GS.03
1	Crew Worker	FT	GS.05
6	Equipment Mechanic 1*	FT	GS.06

		FT/PT	Grade
	6	Equipment Mechanic 2*	FT GS.07
	5	Equipment Mechanic 3*	FT GS.08
	2	Fleet Maintenance Shift Supervisor	FT GS.09
	3	Inventory Technician	FT GS.06
	1	Truck Driver	FT GS.08
Subtotal	<u>28</u>		

*denotes positions authorized to receive a tool allowance based on City of Chattanooga policy

FLEET TOTAL 61

SOLID WASTE OPERATIONS

Waste Disposal City Landfill

	1	City Laborer	FT GS.03
	1	Crew Foreman CDL	FT GS.09
	1	Crew Worker	FT GS.05
	1	Equipment Mechanic 3	FT GS.08
	1	Scale Operator	FT GS.03
	5	Heavy Equipment Operator	FT GS.08
	2	Landfill Technician	FT GS.04
	1	Manager Landfill	FT GS.13
Subtotal	<u>13</u>		

Compost Waste Center Recycling

	1	Scale Operator	FT GS.03
	1	Truck Driver	FT GS.08
Subtotal	<u>2</u>		

Recycle Center

	1	Truck Driver	FT GS.08
Subtotal	<u>1</u>		

Household Hazardous Waste Disposal Recycling

	1	HHW Technician	FT GS.05
Subtotal	<u>1</u>		

SOLID WASTE TOTAL 17

STORM WATER MANAGEMENT FUND

Storm Water Management

		FT/PT	Grade
	1	Administrative Support Specialist	FT GS.05
	1	Assistant City Engineer	FT GS.16
	1	Engineering Coordinator	FT GS.12
	1	Engineering Technician	FT GS.08
	1	Inventory Coordinator	FT GS.07
	1	Landscape Architect 1	FT GS.10
	1	Landscape Architect 2	FT GS.11
	1	Manager Water Quality	FT GS.13
	3	Water Quality Specialist 1	FT GS.10
	7	Water Quality Specialist 2	FT GS.11
	3	Water Quality Supervisor	FT GS.12
	2	Water Quality Technician 1	FT GS.08
	3	Water Quality Trainee	FT GS.04
Subtotal	26		

Storm Water Maintenance & Operations

	1	Accounting Technician 2	FT GS.05
	1	Asset Mgmt Systems Coord	FT GS.09
	1	Administrative Support Assistant 2	FT GS.04
	11	Crew Chief	FT GS.08
	7	Crew Foreman	FT GS.09
	26	City Laborer	FT GS.03
	20	Crew Worker	FT GS.05
	18	Truck Driver	FT GS.08
	10	Heavy Equipment Operator	FT GS.08
	3	General Supervisor	FT GS.10
	1	Manager Sewer Construction	FT GS.13
	1	Coordinator Tree Canopy	FT GS.10
Subtotal	100		

Storm Water Site Development

	1	Applications Analyst	FT GS.10
	1	Construction Program Supervisor	FT GS.12
	1	Engineering Coordinator	FT GS.12
	1	Landscape Architect 2	FT GS.11
	2	Landscape Inspector	FT GS.09
	1	Manager Site Development	FT GS.13
	2	Plans Review Specialist 1	FT GS.06
	1	Senior Engineer	FT GS.13
	5	Soil Engineering Specialist	FT GS.11

			FT/PT	Grade
Subtotal	15			
Storm Water Engineering & Project Management				
	4	Civil Engineer	FT	GS.10
	1	Construction Program Supervisor	FT	GS.12
	4	Engineering Coordinator	FT	GS.12
	1	Engineering Manager	FT	GS.14
	1	Engineering Technician	FT	GS.08
	1	Project Engineer	FT	GS.13
	1	Senior Engineer	FT	GS.13
	1	Survey Instrument Technician	FT	GS.04
	1	Survey Party Chief	FT	GS.07
Subtotal	<u>15</u>			
Storm Water Green Infrastructure Maintenance				
	2	Field Team Leader	FT	GS.08
	2	GI Maintenance Crew	FT	GS.05
	1	Manager Natural Resources	FT	GS.13
	1	Natural Resources Project Coordinator	FT	GS.09
	1	Natural Resource General Supervisor	FT	GS.11
Subtotal	<u>7</u>			
STORM WATER TOTAL	<u>163</u>			
STATE STREET AID				
SSA - Street Maintenance				
	4	Crew Chief	FT	GS.08
	1	Crew Foreman CDL	FT	GS.09
	1	Crew Foreman	FT	GS.09
	15	City Laborer	FT	GS.03
	10	Crew Worker	FT	GS.05
	6	Heavy Equipment Operator	FT	GS.08
	1	General Supervisor	FT	GS.10
	1	Manager Street Maintenance	FT	GS.13
	14	Truck Driver	FT	GS.08
Subtotal	<u>53</u>			

SSA TOTAL 53

FT/PT Grade

WASTE WATER OPERATIONS

Waste Water Administration

3	Accounting Technician 2	FT	WWFG.04N
3	Accounts Coordinator	FT	WWFG.09E
3	Administrative Support Specialist	FT	WWFG.05N
1	Administrative Support Assistant 2	FT	WWFG.04N
1	Administrative Manager	FT	WWFG.12E
1	Administrator Wastewater Systems	FT	WWFG.24E
1	Asset Management Systems Coordinator	FT	WWFG.09E
1	Deputy Administrator Wastewater Systems	FT	WWFG.19E
1	Director Administration Waste Water	FT	WWFG.15E
1	Fiscal Analyst	FT	WWFG.09E
1	HR Business Partner	FT	GS.11
1	Inventory Clerk	FT	WWFG.04N
2	Inventory Coordinator	FT	WWFG.09E
1	Inventory Technician	FT	WWFG.05N
1	Plant Maintenance Planner	FT	WWFG.05N
1	Public Relations Coordinator 2	FT	WWFG.09E
1	Utility Financial Services Manager	FT	WWFG.12E
1	Warehouse Supervisor	FT	WWFG.09N
Subtotal	<u>25</u>		

Waste Water Laboratory

1	Chemist	FT	WWFG.10E
2	Laboratory Analyst	FT	WWFG.09N
5	Laboratory Technician	FT	WWFG.08N
1	Laboratory Technician 3	FT	WWFG.11E
1	Manager Laboratory Services	FT	WWFG.12E
Subtotal	<u>10</u>		

Waste Water Engineering

1	Assistant Director for Engineering	FT	WWFG.14E
1	Construction Inspector Team Lead	FT	WWFG.08N
1	Crew Scheduler	FT	WWFG.04N
1	Director Engineering Waste Water	FT	WWFG.15E
2	Engineering Coordinator	FT	WWFG.09E

		FT/PT	Grade
	3	Engineering Manager	FT WWFG.12E
	1	Engineering Technician	FT WWFG.07N
	1	Manager Energy	FT WWFG.11E
	1	Process Engineer	FT WWFG.10E
	1	Project Engineer	FT WWFG.10E
	1	Senior Engineer	FT WWFG.11E
	2	Sewer Construction Inspector	FT WWFG.07N
	2	Sewer Project Coordinator	FT WWFG.09N
	1	Waste Resources Plant Engineer	FT WWFG.11E
	1	Waste Resources System Engineer	FT WWFG.12E
Subtotal	<u>20</u>		

Waste Water Plant Maintenance

	2	Building Maintenance Mechanic 1*	FT WWFG.05N
	1	Building Maintenance Mechanic 2	FT WWFG.06N
	2	Chief Electrical Instrument Technician*	FT WWFG.09E
	1	Crew Supervisor *	FT WWFG.08N
	2	Crew Worker	FT WWFG.03N
	2	Custodian	FT WWFG.03N
	1	Director Maintenance Waste Water	FT WWFG.15E
	3	Engineering Coordinator	FT WWFG.09E
	6	Industrial Maintenance Mechanic 1*	FT WWFG.05N
	7	Industrial Maintenance Mechanic 2*	FT WWFG.06N
	10	Industrial Electrician 1*	FT WWFG.07N
	2	Industrial Electrician 2*	FT WWFG.08N
	2	Maintenance Mechanic Supervisor	FT WWFG.09N
	1	OT Project Manager	FT WWFG.11E
	1	OT Systems Manager	FT WWFG.12E
	3	Plant Maintenance Lubricator*	FT WWFG.05N
	1	Plant Maintenance Planner	FT WWFG.05N
	1	SCADA Analyst	FT WWFG.09N
	1	Waste Resource Maintenance Manager*	FT WWFG.12E
Subtotal	<u>49</u>		

*denotes positions authorized to receive a tool allowance based on City of Chattanooga, Dept of Public Works, Interceptor Sewer System policy

Waste Water Sewer Maintenance

	1	Admin Support Assistant 2	FT WWFG.04N
--	---	---------------------------	-------------

		FT/PT	Grade
	2	Crew Foreman	FT WWFG.08N
	3	Crew Foreman CDL	FT WWFG.08N
	9	Crew Worker	FT WWFG.03N
	4	Truck Driver	FT WWFG.05N
	4	Heavy Equipment Operator	FT WWFG.05N
	1	General Supervisor	FT WWFG.09E
	1	Manager Sewer Construction	FT WWFG.12E
Subtotal	<u>25</u>		

Waste Water Liquid Handling

	4	Chief Plant Operator	FT WWFG.09N
	1	Crew Worker	FT WWFG.03N
	1	Liquid Operations Supervisor	FT WWFG.09E
	1	Plant Manager	FT WWFG.12E
	4	Plant Operator 1	FT WWFG.04N
	8	Plant Operator 2	FT WWFG.05N
	9	Plant Operator 3	FT WWFG.06N
	1	Sewer Project Coordinator	FT WWFG.09N
Subtotal	<u>29</u>		

Waste Water Inflow and Infiltration

	1	Crew Scheduler	FT WWFG.04N
	3	Crew Foreman	FT WWFG.08N
	2	Crew Worker	FT WWFG.03N
	3	Equipment Operator 4	FT WWFG.05N
	3	Truck Driver	FT WWFG.05N
	1	General Supervisor	FT WWFG.09E
Subtotal	<u>13</u>		

Waste Water Safety & Training

	1	Administrative Support Asst 2	FT WWFG.04N
	1	Industrial Occupational Safety Supervisor	FT WWFG.09E
	1	Occupational Safety Specialist	FT WWFG.07N
Subtotal	<u>3</u>		

Waste Water Pretreatment Monitoring

	1	Administrative Coordinator	FT WWFG.09N
	1	Assistant Environmental Compliance Mgr	FT WWFG.11E

		FT/PT	Grade
	1	Environmental Compliance Manager	FT WWFG.12E
	1	Pretreatment Manager	FT GS.11
	4	Water Quality Specialist 1	FT WWFG.08N
	2	Water Quality Specialist 2	FT WWFG.09N
Subtotal	<u>10</u>		
	Waste Water Solid Handling		
	1	Truck Driver	FT WWFG.05N
	1	Director Operations Waste Water	FT WWFG.15E
	4	Plant Operator 1	FT WWFG.04N
	4	Plant Operator 2	FT WWFG.05N
	4	Plant Operator 3	FT WWFG.06N
	1	Sewer Project Coordinator	FT WWFG.09N
	1	Solids Operation Supervisor	FT WWFG.09E
	1	Scale Operator	FT WWFG.03N
Subtotal	<u>17</u>		
	Waste Water Pump Station Operations		
	2	Chief Plant Operator	FT WWFG.09N
	2	Plant Operator 1	FT WWFG.04N
	9	Plant Operator 2	FT WWFG.05N
	2	Plant Operator 3	FT WWFG.06N
	1	Pump Station Operations Supervisor	FT WWFG.09E
Subtotal	<u>16</u>		
WASTE WATER TOTAL	<u>217</u>		
GRAND TOTAL	<u>790</u>		

DEPARTMENT OF PARKS & OUTDOORS

Administration

1	Accounting Technician	PT	GS.04
1	Admin Support Specialist	FT	GS.05
1	Administrator Parks & Outdoors	FT	GS.24
1	Deputy Administrator PO	FT	GS.19
1	Director Design and Connectivity	FT	GS.14
1	Executive Assistant	FT	GS.08
1	Finance Manager	FT	GS.13

		FT/PT	Grade	
	1	Fiscal Analyst	FT	GS.10
	1	Parks Planner	FT	GS.10
Subtotal	<u>9</u>			

Parks & Outdoors Communication

	1	Development Coordinator	FT	GS.10
	1	Director Marketing and Communications	FT	GS.14
	1	Parks Outreach Coordinator	FT	GS.09
Subtotal	<u>3</u>			

Parks & Outdoors Recreation Admin

	1	Admin Support Specialist	FT	GS.05
	2	Crew Worker 2	FT	GS.04
	1	Director Recreation	FT	GS.14
	1	General Supervisor	FT	GS.10
	1	Recreation Division Manager	FT	GS.13
	1	Recreation Program Coordinator	FT	GS.10
	4	Recreation Specialist	PT	GS.05
Subtotal	<u>11</u>			

Fitness Center

	1	Administrative Support Asst 1	FT	GS.03
	1	Fitness Center Specialist	PT	GS.04
	1	Fitness Trainer	PT	GS.04
	1	Front Desk Clerk	PT	GS.03
	10	Group Fitness Instructor	PT	GS.04
	1	Recreation Division Manager	FT	GS.13
Subtotal	<u>15</u>			

Special Events

	1	Community Events Manager	FT	GS.11
	1	Director of Specialist Events & Parks Programming	FT	GS.14
	1	Manager Special Events	FT	GS.13
	1	Open Spaces Activation Specialist	FT	GS.10
Subtotal	<u>4</u>			

Parks & Outdoors Supportive Services

	1	Crew Supervisor 2	FT	GS.07
--	---	-------------------	----	-------

			FT/PT	Grade
	2	Crew Worker 1	FT	GS.03
	4	Crew Worker 1	PT	GS.03
	2	Crew Worker 2	FT	GS.04
Subtotal	<u>9</u>			

Rec Facility Skatepark

	2	Recreation Specialist	PT	GS.05
Subtotal	<u>2</u>			

Parks & Outdoors Sports

	12	Program Driver	PT	GS.03
	1	Recreation Facility Manager 1	FT	GS.11
	1	Recreation Program Coordinator	FT	GS.10
	46	Recreation Specialist	PT	GS.05
Subtotal	<u>60</u>			

Parks & Outdoors Aquatics

	1	Aquatics Program Manager	FT	GS.13
	1	Aquatics Assistant	PT	GS.04
	2	Head Lifeguard	PT	GS.03
	2	Lifeguard 1	PT	GS.03
	5	Lifeguard 2	PT	GS.03
	1	Recreation Specialist	FT	GS.05
	2	Swim Lesson Instructor	PT	GS.03
	5	Water Fitness Instructor	PT	GS.04
Subtotal	<u>19</u>			

Therapeutic Programs

	1	Therapeutic Program Manager	FT	GS.13
	2	Therapeutic Recreation Assistant	PT	GS.04
	1	Therapeutic Recreation Program Coordinator	FT	GS.10
	2	Therapeutic Recreation Specialist	FT	GS.05
Subtotal	<u>6</u>			

Parks & Outdoors Champion's Club

	1	Recreation Program Specialist	FT	GS.05
	1	Recreation Specialist	FT	GS.05
	3	Recreation Specialist	PT	GS.05
	1	Tennis Professional	FT	GS.11
	<u>6</u>			

			FT/PT	Grade
Subtotal	6			
	Parks & Outdoors Summit of Softball Complex			
	1	Crew Supervisor 2	FT	GS.07
	4	Crew Worker 1	PT	GS.03
	5	Crew Worker 2	FT	GS.04
Subtotal	10			
	Outdoor Chattanooga			
	1	Customer Relations Specialist	FT	GS.06
	1	Director Outdoor Chattanooga	FT	GS.14
	1	Recreation Program Coordinator	FT	GS.10
	1	Recreation Program Specialist	FT	GS.05
	1	Recreation Specialist	FT	GS.05
	4	Recreation Specialist	PT	GS.05
Subtotal	9			
	Parks Maintenance City Wide Park Maintenance			
	1	Crew Supervisor 1	FT	GS.06
	4	Crew Supervisor 2	FT	GS.07
	2	Crew Worker 1	FT	GS.03
	2	Crew Worker 1	PT	GS.03
	8	Crew Worker 2	FT	GS.04
	1	General Supervisor	FT	GS.10
	1	Park Maintenance Technician	FT	GS.06
Subtotal	19			
	Parks Maintenance Playgrounds and Facilities			
	1	Building Maintenance Mechanic 1	FT	GS.06
	1	General Supervisor	FT	GS.10
Subtotal	2			
	Parks Maintenance Administration			
	1	Admin Support Specialist	FT	GS.05
	1	Director Park Stewardship & Maint	FT	GS.14
	1	Inventory Coordinator	FT	GS.07
Subtotal	3			
	Shared Maintenance Carousel Operations			
	1	Carousel Assistant	PT	GS.03

			FT/PT	Grade
Subtotal	1			
		Parks Maintenance Buildings and Structures		
	3	Crew Worker 1	FT	GS.03
Subtotal	3			
		Shared Maint Arts, Culture & Creative Economy		
	1	City Artist	PT	GS.04
	1	Director Public Art	FT	GS.13
	1	Public Art Collections Specialist	PT	GS.09
	1	Senior Director Arts Culture Creative Economy	FT	GS.14
Subtotal	4			
		Shared Maintenance Tennessee Riverpark Downtown		
	1	Building Maintenance Mechanic 1	FT	GS.06
	1	Building Maintenance Mechanic 2	FT	GS.07
	3	Crew Supervisor 1	FT	GS.06
	1	Crew Supervisor 2	FT	GS.07
	6	Crew Worker 1	FT	GS.03
	4	Crew Worker 2	FT	GS.04
	1	Crew Worker 3	FT	GS.05
	1	Deputy Director Parks Maintenance	FT	GS.13
	1	Equipment Operator 1	FT	GS.04
	2	Horticulturist	FT	GS.09
	1	Park Maintenance Technician	FT	GS.06
	1	Superintendent Downtown Riverpark	FT	GS.10
Subtotal	23			
		Shared Maintenance Tennessee Riverpark Security		
	4	Crew Worker 2	FT	GS.04
Subtotal	4			
GENERAL FUND TOTAL	222			
		Municipal Golf Courses		
		Brainerd Golf Course		
	1	Admin Support Assistant 2	FT	GS.04

			FT/PT	Grade
	1	Crew Worker 1	FT	GS.03
	2	Crew Worker 2	FT	GS.04
	1	Equipment Mechanic 2	FT	GS.07
	19	Golf Assistant	PT	GS.03
	1	Golf Operations Coordinator	FT	GS.09
	1	Manager Golf Courses	FT	GS.13
	1	Superintendent Golf Course	FT	GS.10
Subtotal	27			
		Brainerd Golf Concessions		
	1	Golf Assistant	PT	GS.03
Subtotal	1			
		Brown Acres Golf Course		
	1	Crew Worker 1	PT	GS.03
	2	Crew Worker 2	FT	GS.04
	1	Equipment Mechanic 2	FT	GS.07
	18	Golf Assistant	PT	GS.03
	1	Golf Operations Coordinator	FT	GS.09
	1	Superintendent Golf Course	FT	GS.10
Subtotal	24			
		Brown Acres Golf Concessions		
	1	Golf Assistant	PT	GS.03
Subtotal	1			
GOLF TOTAL	53			
GRAND TOTAL	275			

DEPARTMENT OF EARLY LEARNING

Administration

	1	Administrator Early Learning	FT	GS.24
	1	Crew Supervisor 1	FT	GS.06
	1	Deputy Administrator EL	FT	GS.19
	1	Executive Assistant	FT	GS.08
	1	Fiscal Analyst	FT	GS.10
	1	Parent Family Community Engagement Coordinator	FT	GS.11
Subtotal	6			

			FT/PT	Grade
	Office of Early Learning			
	1	Director of Early Learning	FT	GS.14
	1	Early Learning Business Navigator	FT	GS.10
Subtotal	2			
	Community Forward			
	8	Community Forward School Coord	FT	GS.11
	1	Director Community Forward Program	FT	GS.14
Subtotal	9			
GRAND TOTAL	17			

DEPARTMENT OF CITY PLANNING

Administration

	1	Deputy Administrator CP	FT	GS.19
	1	Director Sustainability	FT	GS.14
	2	Principal Planner	FT	GS.11
	1	Project Liaison	FT	GS.11
	1	Strategic Capital Planning Manager	FT	GS.13
	1	Transportation Design Manager	FT	GS.13
	1	Transportation Designer	FT	GS.11
Subtotal	8			
GRAND TOTAL	8			

DEPARTMENT OF EQUITY & COMMUNITY ENGAGEMENT

Administration

	1	Chief Equity Officer	FT	NP
	1	Community Program Specialist	FT	GS.09
	1	Director Community Engagement	FT	GS.14
	1	Director of New Americans	FT	GS.14
	1	Director of Supplier Diversity	FT	GS.14
	1	Equity & Community Engagement Specialist	FT	GS.09
	1	Executive Assistant to Chief Equity Officer	FT	GS.09
Subtotal	7			

Neighborhood Services

		FT/PT	Grade	
	1	Neighborhood Program Spec	FT	GS.09
	3	Neighborhood Relations Spec	FT	GS.09
	1	Neighborhood Service and Development Mgr	FT	GS.13
Subtotal	<u>5</u>			
GRAND TOTAL	<u>12</u>			

DEPARTMENT OF ECONOMIC DEVELOPMENT

Administration

	1	Administrator Economic Dev	FT	NP
	1	Admin Support Assistant 1	FT	GS.03
	1	Brownsfield Coordinator	FT	GS.11
	1	Chief Housing Officer	FT	GS.25
	1	Economic Development Coordinator	FT	GS.10
	1	Entrepreneurship Coordinator	FT	GS.12
	1	Director of Entrepreneurship	FT	GS.14
	1	Director of Housing Finance	FT	GS.14
	1	Director of Housing Policy	FT	GS.14
	1	Fiscal Analyst	FT	GS.10
	1	Real Property Coordinator	FT	NG
	1	Real Property Manager	FT	GS.10
	1	Strategic Initiative Project Manager	FT	GS.12
Subtotal	<u>13</u>			

Workforce Development

	1	Director Workforce Dev Strategy	FT	GS.14
Subtotal	<u>1</u>			

Homeless & Supportive Housing

	1	Grants and Development Coordinator	FT	GS.11
	1	HMIS Data Specialist	FT	GS.06
	1	Homeless Outreach Specialist	FT	GS.06
	2	Homeless Outreach Specialist	PT	GS.06
	3	Homeless Services Coordinator	FT	GS.09
	4	Housing Navigator	FT	GS.06
	1	Intake Specialist	FT	GS.09
	1	Lead Homeless Service Coordinator	FT	GS.11
	1	Lead Housing Navigator	FT	GS.11
	1	Lead Outreach	FT	GS.11
	1	Manager Homeless Program	FT	GS.12

		FT/PT	Grade
Subtotal	17		
GRAND TOTAL	<u>31</u>		

DEPARTMENT OF INNOVATION & DELIVERY PERFORMANCE

Administration

1	Administrator of Innovation Delivery & Performance	FT	GS.24
1	Director of Innovation	FT	GS.14
1	Manager Innovation Program	FT	GS.12
Subtotal	<u>3</u>		

311 Call Center

1	Director 311 Operations	FT	GS.14
1	Cust Svc Team Lead	FT	GS.06
12	Customer Service Rep 1	FT	GS.04
3	Customer Service Rep 2	FT	GS.05
1	Customer Service Supervisor	FT	GS.07
1	Customer Service Performance Specialist	FT	GS.06
Subtotal	<u>19</u>		

Office of Performance & Open Data

1	Director Open Data & Perf Mngt	FT	GS.13
1	Program Evaluator	FT	GS.10
3	Senior Data Analyst	FT	GS.11
Subtotal	<u>5</u>		

GRAND TOTAL 27

GRAND TOTALS

GENERAL FUND	<u>2,039</u>
NON-GENERAL FUND	<u>577</u>
GRAND TOTAL	<u>2,616</u>

NP - Non Plan

NG - Positions Not Graded

SECTION 7(e). This ordinance further provides longevity bonus pay for regular full-time classified service employees who have five (5) or more years of continuous service as of October 31, 2023. The longevity pay shall be seventy-five dollars (\$75.00) for each full year of continuous service up to a maximum of thirty (30) years or two thousand two hundred fifty dollars (\$2,250). Employees terminated prior to October 31, 2023 shall not qualify for the longevity bonus pay.

SECTION 8. That the City Finance Officer is authorized to pay a uniform and equipment maintenance allowance of five hundred dollars (\$500.00) for all sworn police officers and firefighters as of July 1, 2023, except for those new employees who have received from the city a new uniform since July 1, 2022. Further, the City Finance Officer is authorized to pay a supplemental tool allowance of one thousand two hundred dollars (\$1,200.00) for certain employees as set forth in Resolution No. 31312, dated September 27, 2022, as amended; and is authorized to pay a supplemental uniform allowance of two hundred fifty dollars (\$250.00) for City Court Officers. It shall be the duty of employees receiving these supplements to use the funds for the specified purpose and retain receipts to that effect.

SECTION 9. That the City Finance Officer is authorized to make contributions to the Pension and Other Post-Employment Benefits (OPEB) Trust funds on behalf of all participants as specified in the most recent actuarial valuation for each plan.

SECTION 9(a). That the City Finance Officer is authorized to match the total salaries of all participants in the Fire and Police Pension Fund with a contribution not to exceed the greater

of fifty and thirty-three hundredths percent (50.33%) or the rate as specified in the most recent actuarial valuation.

SECTION 9(b). That the City Finance Officer is authorized to contribute to the General Pension Plan an amount equal to twenty and ninety-four hundredths percent (20.94%) of all participants' salaries as specified in the most recent actuarial valuation.

SECTION 9(c). That the City Finance Officer is authorized to pay the following Union Pension Plan the specified amounts per participation agreements

Central Pension Fund 2.06 per hour

SECTION 9(d). That the City Finance Officer is authorized to contribute to the Other Post-Employment Benefit Trust Fund a percentage of all participants' salaries as specified in the most recent actuarial study.

SECTION 10. That the City Finance Officer is authorized to reimburse officials and employees for use of personal vehicles on official business at the current rate per mile recognized and established by the Internal Revenue Service.

SECTION 11. That all salaries and wages and other expenditures shall be paid only upon the authorization of the official who has the responsibility of expending the appropriation against which the salaries or wages or other expenditures are charged, pursuant to Private Acts of 1953, Chapter 105, Section 2 (4). That all funds appropriated in this Ordinance for payment of salaries

and/or wages shall be spent for salaries and wages only unless proper authorization is given to do otherwise.

SECTION 12. That the City Finance Officer is authorized to pay the payroll and/or costs of personal services, whether on the payroll, voucher or otherwise, of the Air Pollution Control Bureau, Chattanooga Public Library, Regional Planning Agency, Scenic Cities Beautiful, and any other department, agency, board, commission, office, division, or branch of Municipal Government heretofore or hereafter established, notwithstanding that same is not specified hereinbefore, as certified to him by the respective administrative official.

SECTION 13 That employees called to active duty and deployed outside the continental United States (“OCONUS”) to a combat zone or a qualified hazardous duty area, as those terms are defined by federal law, shall be paid the difference that their City pay exceeds their total military base pay, up to \$850.00 per month, from the time called to active duty until relieved from active duty status or until June 30, 2024, whichever occurs first. Payments beyond the current fiscal year shall be subject to future appropriations by City Council. The City Finance Officer is authorized to appropriate the necessary money from other available funds. The difference in pay shall be calculated without regard to any payment of combat pay. Further, with the concurrence of the General Pension Fund and the Fire and Police Pension Fund, or any union fund participation agreement, the City shall pay such contributions necessary, both the employee’s and the employer’s share, based on their pension-eligible salary at the time of call-up (not counting overtime pay) to ensure the continued enrollment and pension-eligibility of employees while called-up for deployment OCONUS for the same period as referenced above. In this manner, the

affected employees shall not be penalized nor incur financial hardship as relates to their pension eligibility.

If the City's medical insurance provider will extend medical coverage to families affected by the call-up of reservists for deployment OCONUS beyond the customary six (6) month period, the City shall pay the employer share of the premium for any employee called-up to active duty. The employee's share of the coverage shall remain the responsibility of the employee and may be paid in the most convenient method by the employee. During the time of active duty, the employee may request the City to make such payments on his/her behalf and reconcile the amounts paid upon his/her return to City employment.

SECTION 14. As provided by the Employee Information Guide, Section V, Military Pay:

Employees shall be granted twenty (20) scheduled work days of paid leave each calendar year for active-duty service, inactive duty service, and required annual training. After the twenty (20) days of military pay has been exhausted, the employee activated for military service may elect to use accrued PTO balance (all or in part) or immediately commence leave without pay. Every employee returning from military leave shall submit to his/her Department Head proof of the number of days spent on duty.

SECTION 15. Pursuant to Tenn. Code Ann. § 8-4-604(a)(1), the Office of Open Records Counsel ("OORC") is required to establish a schedule of reasonable charges a records custodian may use as a guideline to charge citizens requesting copies of public records. Additionally, Tenn. Code Ann. § 10-7-503(g) requires each governmental entity subject to the Tennessee Public Records Act ("TPRA") to establish a written public records policy that includes a statement of any fees charged for copies of public records and the procedures for billing and payment. Accordingly,

the following policy sets forth general guidelines for records custodians when assessing reasonable charges associated with record requests under the TPRA.

POLICY:

I. General Considerations

(A.) Records custodians may not charge for inspection of public records except as provided by law.

(B.) The following schedule of reasonable charges should not be interpreted as requiring records custodians to impose charges for copies of public records. Charges for copies of public records must be pursuant to a public records policy properly adopted by the governing authority of a governmental entity. See Tenn. Code Ann. § 10-7-503(g) and § 10-7-506(a).

(C.) Application of an adopted schedule of charges shall not be arbitrary. Additionally, excessive fees and other rules shall not be used to hinder access to public records.

(D.) A records custodian may reduce or waive charges, in whole or in part, in accordance with the governmental entity's public records policy.

(E.) A records custodian may require payment for copies before producing copies of the records.

(F.) The TPRA does not distinguish requests for inspection of records based on intended use, be it for research, personal, or commercial purposes. Likewise, this Schedule of Reasonable Charges does not make a distinction in the charges assessed based on the purpose of a record request. However, other statutory provisions, such as Tenn. Code Ann. § 10-7-506(c), enumerate fees that may be assessed when specific documents are requested for a specific use. Any distinctions made, or waiver of charges permitted, based

upon the type of records requested should be expressly set forth and permitted in the adopted public records policy.

(G.) Records custodians shall provide a requestor an estimate of reasonable costs to provide copies of requested records.

II. Per Page Copying Charges

(A.) For each standard 8½” x 11” or 8½” x 14” copy produced, a records custodian may assess a per page charge of up to 15 cents (\$0.15) for black and white copies and up to 50 cents (\$0.50) for color copies. If producing duplex (front and back) copies, a charge for two separate pages may be imposed for each single duplex copy.

(B.) If the charge for color copies is higher than for black and white copies, and a public record is maintained in color but can be produced in black and white, the records custodian shall advise the requestor that the record can be produced in color if the requestor is willing to pay a charge higher than that of a black and white copy.

(C.) If a governmental entity’s actual costs are higher than those reflected above, or if the requested records are produced on a medium other than 8½” x 11” or 8½” x 14” paper, the governmental entity may develop its own charges. The governmental entity must establish a schedule of charges documenting “actual cost” and state the calculation and reasoning for its charges in a properly adopted policy. A governmental entity may charge less than those charges reflected above. Charges greater than 15 cents (\$0.15) for black and white copies and 50 cents (\$0.50) for color copies can be assessed or collected only when there is documented analysis of the fact that the higher charges represent the governmental entity’s actual cost of producing such material, unless there exists another basis in law for such charges.

III. Additional Charges

(A.) When assessing a fee for items covered under this section, records custodians shall utilize the most economical and efficient method of producing the requested records.

(B.) A records custodian may charge its actual out-of-pocket costs for flash drives or similar storage devices on which electronic copies are provided. When providing electronic records, a records custodian may charge per-page costs only when paper copies that did not already exist are required to be produced in responding to the request, such as when a record must be printed to be redacted.

(C.) It is presumed copies of requested records will be provided in person to a requestor when the requestor returns to the records custodian's office to retrieve the records.

(D.) If a requestor chooses not to personally retrieve records and the actual cost of delivering the copies, in addition to any other permitted charges, have been paid by the requestor or otherwise waived pursuant to the public records policy, then a records custodian is obligated to deliver the copies via USPS First-Class Mail. It is within the discretion of a records custodian to agree to deliver copies of records through other means, including electronically, and to assess the costs related to such delivery.

(E.) If it is not practicable or feasible for the records custodian to produce copies internally, the records custodian may use an outside vendor and charge the costs to the requester.

(F.) If a records custodian is assessed a charge to retrieve requested records from archives or any other entity having possession of requested records, the records custodian may recover from the requestor the costs assessed for retrieval.

IV. Labor Charges

(A.) A records custodian shall utilize the most cost efficient method of producing requested records. Accordingly, a records custodian should strive to utilize current employees at the lowest practicable hourly wage to fulfill public records requests for copies.

(B.) “Labor” is the time (in hours) reasonably necessary to produce requested records, including the time spent locating, retrieving, reviewing, redacting, and reproducing records.

(C.) “Labor threshold” is the first (1st) hour of labor reasonably necessary to produce requested material(s). A governmental entity may adopt a higher labor threshold than one (1) hour. A records custodian is only permitted to charge for labor exceeding the labor threshold established by the governmental entity.

D. “Hourly wage of an employee” is based upon the base salary of the employee and does not include benefits. If an employee is not paid on an hourly basis, the hourly wage shall be determined by dividing the employee’s annual salary by the required hours to be worked per year. For example, an employee who is expected to work a 37.5 hour workweek and receives \$39,000 in salary on an annual basis will be deemed to be paid \$20 per hour.

E. In calculating labor charges, a records custodian should determine the total amount of labor for each employee and subtract the labor threshold from the labor of the highest paid employee(s). The records custodian should then multiply the amount of labor for each employee by each employee’s hourly wage to calculate the total amount of labor charges associated with the request.

Example:

The hourly wage of Employee A is \$15.00. The hourly wage of Employee B is \$20.00. Employee A spends two (2) hours on a request. Employee B spends two (2) hours on the same request. The labor threshold is established at one (1) hour. Since Employee B is the highest paid employee, the labor threshold will be applied to the time Employee B spent producing the request. For this request, \$50.00 could be charged for labor. This is calculated by taking the number of hours each employee spent producing the request, subtracting the threshold amount, multiplying that number by the employee's hourly wage, and then adding the amounts together (i.e. Employee A (2 x \$15.00) + Employee B (1 x \$20.00) = \$50.00).

SECTION 16. That, pursuant to the Charter, it shall not be lawful for any department, agency, or branch of the Government to expend any money other than the purpose for which it was appropriated, nor shall the expenditures for a purpose exceed the appropriation for said purpose.

SECTION 17. If at any time the actual receipt of revenues is projected to be less than the estimated revenues, it shall be the duty of the Mayor to forthwith initiate an ordinance amending this budget ordinance so as to appropriately reduce or otherwise change the various appropriations made herein which, in the judgment of the City Council, should be made.

SECTION 18. The City Finance Officer is hereby authorized to transfer money from one appropriation to another within the same fund as may be necessary to meet expenditures for the fiscal year 2024.

SECTION 19. In addition to FY24 appropriations for current year expenditures, funds shall be appropriated to meet obligations carried forward from prior year open purchase order balances in each fund. Such appropriation shall be from the fund balance of each respective fund.

SECTION 20. That Ordinance 11941 dated March 14, 2007 amended the Chattanooga City Code, Part II, Chapter 24 relative to parking, per Section 24-335, the City delegated the Management responsibilities for parking meters within the Special Parking Management Districts to the Chattanooga Area Regional Transportation Authority. By this Budget Ordinance, any revenue in excess of the cost to CARTA for operation of metered parking spaces within the Special Parking Management Districts be appropriated to CARTA to be utilized for CARTA's parking management operations, including the costs of acquiring and maintaining parking equipment and systems and enforcement of these ordinances, as well as the acquisition, construction, and maintenance of off-street parking facilities and the provision of passenger shuttle services in downtown Chattanooga area.

SECTION 21. That Chattanooga City Code, Part II, Chapter 31, Article II, Section 31-36(a), be and the same is hereby deleted and the following substituted in lieu thereof:

- (a) Enumeration of charges; quantity of water used. Sewer service charges shall be based upon the quantity of water used as shown by water meter readings and shall be the dollar amount derived by applying the total charge in dollars per one thousand (1,000) gallons for the quantities of water shown in the following table:

	FY24
User Class	Total Charges
<u>(gallons)</u>	<u>(\$/1,000 gallons)</u>

First 100,000	\$14.28
Next 650,000	10.63
Next 1,250,000	8.64
Next 30,000,000	7.29
Over 32,000,000	7.09

In addition, the total charges derived from the above chart for residential users will be multiplied by ninety (90) percent to compensate for water use not going to the sewer such as lawn and garden watering. Any residential location where a separate water meter has been installed for the purpose of lawn and garden watering shall not be entitled to have the multiplier applied to any water consumed through the primary water meter. Each residence or apartment unit shall have a maximum monthly sewer service charge for a volume of no more than 12,000 gallons water used; unless the minimum charge due to water meter size exceeds the 12,000 gallon limit, and then the monthly sewer service charge shall be at least the minimum for that particular size water meter.

SECTION 22. That Chattanooga City Code, Part II, Chapter 31, Article II, Section 31-36(c) as relates to sewer service charges and fees be and the same is hereby deleted and the following substituted in lieu thereof:

- (c) Billable flow. The amount due from the regional user shall be the dollar amount derived by applying the total charge shown in the table below per one thousand (1,000) gallons of water sold.

	Regional Operation & Maintenance Charge (\$/1,000 gallons)	Regional Debt Charge (\$/1,000 gallons)	Total Regional Charge (Wheelage and Treatment) (\$/1,000 gallons)
Wheelage and Treatment	\$4.1362	\$ 0.8550	\$ 4.9912

If regional customers are billed directly through the water company, the rate to be charged shall be five dollars and zero cents (\$5.00) per one thousand (1,000) gallons.

SECTION 23. That Chattanooga City Code, Part II, Chapter 31, Article II, Section 31-36

(d), be and the same hereby deleted and the following substituted in lieu thereof:

- (d) Total flow. The amount due from the regional user shall be the dollar amount derived by applying the total charge shown in the table below applied to the quantity of water measured by a flow meter installed and maintained at or near the point of connection between the system of the regional user and the Chattanooga system. In the event of any malfunction of said meters, flow shall be estimated, interpolated and/or projected in the most equitable manner possible. Such estimates, along with available readings for periods where there was no malfunction, shall be the basis for billing.

	Regional Operation & Maintenance Charge (\$/1,000 gallons)	Regional Debt Charge (\$/1,000 gallons)	Total Regional Charge (Wheelage and Treatment) (\$/1,000 gallons)
Wheelage and Treatment	\$ 2.3326	\$ 0.5297	\$ 2.8623

SECTION 24. That Chattanooga City Code, Part II, Chapter 31, Article II, Section 31-37, be and

the same is hereby deleted and the following substituted in lieu thereof:

Minimum sewer service charges based upon water meter connection size shall be as follows:

Monthly Minimum Sewer Service Charges

	FY24 10/1/2023
<u>Meter Size</u> (inches)	<u>Charge per Month</u>

5/8	29.34
3/4	104.66
1	182.87
1-1/2	409.28
2	724.67
3	1,698.70
4	3,139.23
6	7,477.14
8	13,225.70

The minimum sewer service charge for residential users with various meter size shall be multiplied by ninety (90) percent to compensate for water use not going to the sewer such as lawn and garden watering. Any residential location where a separate water meter has been installed for the purpose of lawn and garden watering shall not be entitled to have the multiplier applied to any water consumed through the primary water meter.

SECTION 25. That Chattanooga City Code, Part II, Chapter 31, Article II, Section 31-41(c), be and the same is hereby deleted and the following substituted in lieu thereof:

- (c) Rates. Based upon the current cost of treating wastewater containing constituents with concentrations in excess of “normal wastewater,” numerical rates are hereby established for Bc and Sc as follows:

Bc = \$0.1229 per pound of BOD for concentrations in excess of three hundred (300) milligrams per liter.

Sc = \$0.0852 per pound of total suspended solids for concentrations in excess of four hundred (400) milligrams per liter.

SECTION 26. That Chattanooga City Code, Part II, Chapter 31, Article II, Section 31-43 (b), (f) and (g) be and the same are hereby deleted and the following substituted in lieu thereof:

- (b) *Fees for garbage grinders.* Any user of a garbage grinder, except users in a premise used exclusively for an individual

residence, shall be charged at a rate of four hundred forty-one dollars (\$441.00) per month. The superintendent shall bill users on a quarterly basis and the bills shall be due and payable within fifteen (15) days following the last day of the billing period.

(f) *Fees for septic tank discharge.* All persons discharging concentrated, domestic septic tank sewage waste from a truck under the provisions of Article III of this Chapter shall be charged at the rate of one hundred seventy dollars (\$170.00) per one thousand (1,000) gallons of such waste. The minimum charge for septic tank discharges shall be one half (1/2) of the rate for one thousand (1,000) gallons of the rate in effect at the time of such discharge.

(g) *Fees for holding tank wastes.* All persons discharging any holding tank waste authorized pursuant to division 6 of this article shall be charged at the rate of fourteen dollars and twenty-eight cents (\$14.28) per one thousand (1,000) gallons of such discharge, plus any surcharge rate authorized by Article III of this chapter for concentrations of pollutants in excess of normal waste water without regard to the definition of the industrial user or other limitations set forth in such section. The Plant Manager may also require a chemical analysis of such waste and charge therefore.

(h) Late fees of 10% (ten percent) shall be applied to all amounts billed but not received by the due date indicated on the invoice.

(i) An applicable disconnect fee may be assessed for delinquent accounts.

SECTION 27. Notwithstanding any other provision of this Ordinance to the contrary, water providers within the City of Chattanooga shall bill according to the new Chattanooga sewer service charges effective on the 1st day of October 2023 until further notice.

SECTION 28. That per ordinance 12377 Section 2 Amending City Code, Part II, Chapter 31, Article VIII, Division 7, Fees, Section 31-354 the annual City of Chattanooga Water Quality fee for bills issued on or about October 1, 2023 for calendar year 2023 will be One hundred eighty-three dollars and fifty-four cents (\$183.54) per Equivalent Residential Unit (ERU) for Residential and Non-residential Properties.

SECTION 29. That Chattanooga City Code, Part II, Chapter 31, Article VIII, Division 3, Land Disturbing Activity and Erosion and Sedimentation Control, Section 31-322, be and the same is hereby deleted and the following substituted in lieu thereof:

No Land Disturbing Activity or associated activity in this Article, whether temporary or permanent, shall be conducted within the City of Chattanooga until a land disturbing permit has been issued by the City. Such permit shall be available for inspection by the City on the job site at all times during which land disturbing activities are in progress. Such permit shall be required in addition to any building permit or other permit required upon the site.

Each application for the issuance of a land disturbing permit under this article shall be accompanied by a nonrefundable permit fee subject to the following fee schedule:

Permit	Fee
Simple residential	\$250 min. (up to 1 acre disturbed area)
Complex	\$250 per acre or part thereof
Revision after second review (each)	\$1,000
Post-issued revision (each)	\$1,000
Variance or Infeasibility Request	\$1,375
Bonds/Letter of credit (each)	\$675
Driveway Tile/Culvert Sized by City (each)	\$500

Permit	Fee
Simple residential	\$250 min. (up to 1 acre disturbed area)
As-Built Survey/Certification Review (each)	\$675
Grading only	\$250 per acre or part thereof
Timber Removal Permit	\$250 per acre or part thereof
Tree Ordinance (each)	\$500

SECTION 30. That this Ordinance shall be operative, as distinguished from its effective date, on and after July 1, 2023.

SECTION 31. That if any section, sentence, word or figures contained in this Ordinance should be declared invalid by a final decree of a Court of competent jurisdiction, such holding shall not affect the remaining sentences, sections, words or figures contained in this Ordinance, but the same shall remain in full force and effect.

SECTION 32. That this Ordinance shall take effect immediately from and after its passage.

PASSED on Second and Final Reading: June XX, 2023

CHAIRPERSON

APPROVED: _____ DISAPPROVED: _____

DATE _____, 2023

MAYOR

Public Hearing Took Place DATE: June XX, 2023

CITY OF CHATTANOOGA			
General Pay Structure FY24			
Grade	MIN	MID	MAX
**GS.03	\$32,779	\$39,600	\$48,320
**GS.04	\$33,318	\$40,252	\$49,115
**GS.05	\$35,462	\$42,842	\$52,276
**GS.06	\$37,826	\$45,698	\$55,760
**GS.07	\$41,094	\$49,646	\$60,577
**GS.08	\$45,464	\$54,926	\$67,020
**GS.09	\$49,487	\$59,786	\$72,950
**GS.10	\$52,946	\$63,965	\$78,049
**GS.11	\$56,623	\$68,407	\$83,470
**GS.12	\$61,538	\$74,344	\$90,714
**GS.13	\$67,882	\$82,009	\$100,066
**GS.14	\$73,550	\$88,857	\$108,422
**GS.15	\$78,324	\$94,624	\$115,459
GS.16	\$83,316	\$100,654	\$122,817
GS.17	\$89,875	\$108,579	\$132,487
*GS.18	\$97,291	\$117,538	\$143,418
GS.19	\$98,193	\$118,628	\$144,749
*GS.20	\$99,597	\$120,324	\$146,818
*GS.21	\$103,910	\$125,535	\$153,177
*GS.22	\$104,576	\$126,339	\$154,157
GS.23	\$105,509	\$127,466	\$155,533
GS.24	\$111,596	\$134,820	\$164,506
GS.25	\$117,903	\$142,439	\$173,803
GS.26	\$126,109	\$152,353	\$185,900
*GS.27	\$127,113	\$153,567	\$187,381
GS.28	\$136,401	\$164,787	\$201,071
GS.29	\$152,764	\$184,556	\$225,193

***Public Safety Management Grade**These Grades May Contain FES Jobs**
Each Step progression is equal to 1% added to the previous step

CITY OF CHATTANOOGA			
Wastewater Pay Structure FY24			
Grade	MIN	MID	MAX
WWFG.03-N	\$40,000	\$48,000	\$56,000
WWFG.04-N	\$42,400	\$50,880	\$59,360
WWFG.05-N	\$44,944	\$53,933	\$62,922
WWFG.06-N	\$47,641	\$57,169	\$66,697
WWFG.07-N	\$50,499	\$60,599	\$70,699
WWFG.08-N	\$53,529	\$64,235	\$74,941
WWFG.09-N	\$56,741	\$68,089	\$79,437
WWFG.09-E	\$63,550	\$76,260	\$88,970
WWFG.10-E	\$67,363	\$80,836	\$94,308
WWFG.11-E	\$71,405	\$85,686	\$99,967
WWFG.12-E	\$75,689	\$90,827	\$105,965
WWFG.13-E	\$80,230	\$96,276	\$112,323
WWFG.14-E	\$85,044	\$102,053	\$119,062
WWFG.15-E	\$90,147	\$108,176	\$126,206
WWFG.16-E	\$95,556	\$114,667	\$133,778
WWFG.17-E	\$98,422	\$118,107	\$137,791
WWFG.18-E	\$101,375	\$121,650	\$141,925
WWFG.19-E	\$104,416	\$125,300	\$146,183
WWFG.20-E	\$107,549	\$129,059	\$150,568
WWFG.21-E	\$110,775	\$132,930	\$155,086
WWFG.22-E	\$114,099	\$136,918	\$159,738
WWFG.23-E	\$117,522	\$141,026	\$164,530
WWFG.24-E	\$121,047	\$145,257	\$169,466

Each Step progression is equal to the step # as a % added to the minimum of the range

CITY OF CHATTANOOGA										
FIRE PAY STRUCTURE --FY24										
Rank	Grade	Entry	Year 2	Year 3	Year 4	Year 5	Year 6	Year 8	Year 10	Year 12
Step # For Reference		1	2	3	4	5	6	7	8	9
Cadet	FD.0C	\$41,540.04								
Firefighter	FD.1A	\$42,197.80	\$43,463.74	\$44,767.65	\$46,110.68	\$47,494.01	\$48,918.82	\$50,386.39	\$51,897.97	\$53,454.92
Staff Firefighter*	FD.1C	\$46,197.80	\$47,463.74	\$48,767.65	\$50,110.68	\$51,494.01	\$52,918.82	\$54,386.39	\$55,897.97	\$57,454.92
Senior Firefighter	FD.2A			\$46,110.68	\$47,494.01	\$48,918.82	\$50,386.39	\$51,897.97	\$53,454.92	\$55,058.56
Staff Senior Firefighter*	FD.2C			\$50,110.68	\$51,494.01	\$52,918.82	\$54,386.39	\$55,897.97	\$57,454.92	\$59,058.56
Lieutenant	FD.3A						\$56,710.33	\$58,411.63	\$60,163.98	\$61,968.90
Staff Lieutenant*	FD.3C						\$60,710.33	\$62,411.63	\$64,163.98	\$65,968.90
Captain	FD.4A								\$65,742.81	\$67,715.10
Staff Captain*	FD.4C								\$69,742.81	\$71,715.10
Battalion Chief/Deputy Fire Marshall	FD.5A									\$78,500.35
Training/Logistics/Tactical Services Chief	FD.6C									\$85,779.46
Rank	Grade	Year 14	Year 16	Year 18	Year 20	Year 22	Year 24	Year 26	Year 28	
Step # For Reference		10	11	12	13	14	15	16	17	
Cadet	FD.0C									
Firefighter	FD.1A	\$55,058.57	\$56,710.33	\$58,411.63	\$60,163.98					
Staff Firefighter*	FD.1C	\$59,058.57	\$60,710.33	\$62,411.63	\$64,163.98					
Senior Firefighter	FD.2A	\$56,710.33	\$58,411.63	\$60,163.98	\$61,968.89	\$63,827.96	\$65,742.80			
Staff Senior Firefighter*	FD.2C	\$60,710.33	\$62,411.63	\$64,163.98	\$65,968.89	\$67,827.96	\$69,742.80			
Lieutenant	FD.3A	\$63,827.97	\$65,742.81	\$67,715.10	\$69,746.54	\$71,838.95	\$73,994.11	\$76,213.93		
Staff Lieutenant*	FD.3C	\$67,827.97	\$69,742.81	\$71,715.10	\$73,746.54	\$75,838.95	\$77,994.11	\$80,213.93		
Captain	FD.4A	\$69,746.54	\$71,838.95	\$73,994.11	\$76,213.93	\$78,500.35	\$80,855.37	\$83,281.01	\$85,779.46	
Staff Captain*	FD.4C	\$73,746.54	\$75,838.95	\$77,994.11	\$80,213.93	\$82,500.35	\$84,855.37	\$87,281.01	\$89,779.46	
Battalion Chief/Deputy Fire Marshall	FD.5A	\$80,855.37	\$83,281.01	\$85,779.46	\$88,352.82	\$91,003.43	\$93,733.53	\$96,545.54	\$99,441.90	
Training/Logistics/Tactical Services Chief	FD.6C	\$88,352.82	\$91,003.43	\$93,733.53	\$96,545.54	\$99,441.90	\$102,425.16	\$105,497.90	\$108,662.85	

* Staff positions up to and including Captain receive an additional \$4,000 per year for shift supplement.

CITY OF CHATTANOOGA										
POLICE PAY STRUCTURE -- FY24										
Rank	Grade	Entry	Year 2	Year 3	Year 4	Year 5	Year 6	Year 8	Year 10	Year 12
Step # For Reference		1	2	3	4	5	6	7	8	9
Police Cadet	PD.1	\$44,882.73								
Police Officer	PD.2	\$47,244.12	\$48,661.45	\$50,121.29	\$51,624.93	\$53,173.68	\$54,768.89	\$56,411.96	\$58,104.32	\$59,847.45
Master Police Officer	PD.5								\$59,847.44	\$61,642.86
Police Sergeant	PD.6					\$59,847.44	\$61,642.86	\$63,492.15	\$65,396.91	\$67,358.82
Police Lieutenant	PD.7								\$75,812.94	\$78,087.34
Police Captain	PD.8									\$85,328.14
Rank	Grade	Year 14	Year 16	Year 18	Year 20	Year 22	Year 24	Year 26	Year 28	
Step # For Reference		10	11	12	13	14	15	16	17	
Police Cadet	PD.1									
Police Officer	PD.2									
Master Police Officer	PD.5	\$63,492.15	\$65,396.91	\$67,358.82	\$69,379.58	\$71,460.98				
Police Sergeant	PD.6	\$69,379.58	\$71,460.98	\$73,604.80	\$75,812.94	\$78,087.34	\$80,429.96			
Police Lieutenant	PD.7	\$80,429.96	\$82,842.86	\$85,328.14	\$87,887.98	\$90,524.62	\$93,240.36	\$96,037.57		
Police Captain	PD.8	\$87,887.98	\$90,524.62	\$93,240.36	\$96,037.57	\$98,918.70	\$101,886.26	\$104,942.85	\$108,091.14	

DRAFT



City of Chattanooga
 Proposed Revenues
 Fiscal Year 2024

	<i>Actual</i>	<i>Budget</i>	<i>Projected Thru</i>	<i>City Proposed</i>	<i>Prop Budget FY24</i>	<i>Prop Budget FY24</i>	<i>Prop Budget FY24</i>	<i>Prop Budget FY24</i>
Account Description	FY 22	FY 23	EO FY 23	FY 24	vs Budget FY23	vs Budget FY23	vs Proj FY23	vs Proj FY23
Property Taxes	185,155,315	187,983,240	191,055,824	191,573,790	3,590,550	1.91%	517,966	0.27%
Other Local Taxes	22,442,336	20,747,390	21,360,098	21,399,700	652,310	3.14%	39,602	0.19%
Licenses, Permits	6,769,131	5,685,350	6,470,538	6,543,450	858,100	15.09%	72,912	1.13%
Other Intergovernmental Revenues	8,638,250	7,217,250	10,018,236	9,663,700	2,446,450	33.90%	(354,536)	-3.54%
State Sales Tax	20,352,689	19,703,500	21,019,996	21,020,000	1,316,500	6.68%	4	0.00%
State Income Tax	170,346	-	-	-	-	0.00%	-	0.00%
Local Option Sales Tax	65,824,452	63,438,500	67,158,444	67,036,000	3,597,500	5.67%	(122,444)	-0.18%
Charges for Services	1,341,837	1,420,910	1,355,409	1,291,300	(129,610)	-9.12%	(64,109)	-4.73%
Fines, Forfeitures & Penalties	578,659	547,940	559,150	508,300	(39,640)	-7.23%	(50,850)	-9.09%
Use Of Property/Interest	779,492	911,200	3,386,387	3,165,600	2,254,400	247.41%	(220,787)	-6.52%
Miscellaneous Revenue	7,129,693	6,844,720	6,829,506	6,798,160	(46,560)	-0.68%	(31,346)	-0.46%
Transfers	-	-	-	-	-	0.00%	-	0.00%
General Fund (1100) Only	319,182,200	314,500,000	329,213,589	329,000,000	14,500,000	4.61%	(213,589)	-0.06%
<i>FEMA/TEMA/CaresAct (COVID19)</i>	-	2,500,000	-	-	(2,500,000)	-100.00%	-	0.00%
Grand Total General Fund (11)	319,182,200	317,000,000	329,213,589	329,000,000	12,000,000	3.79%	(213,589)	-0.06%





City of Chattanooga
Proposed Revenues
Fiscal Year 2024

	<i>Actual</i>	<i>Budget</i>	<i>Projected Thru</i>	<i>City Proposed</i>	<i>Prop Budget FY24</i>	<i>Prop Budget FY24</i>	<i>Prop Budget FY24</i>	<i>Prop Budget FY24</i>
Account Description	FY 22	FY 23	EO FY 23	FY 24	vs Budget FY23	vs Budget FY23	vs Proj FY23	vs Proj FY23
Property Taxes:								
Property Tax Current	166,770,305	168,012,000	171,604,868	171,978,000	3,966,000	2.36%	373,132	0.22%
Delinquent Property Tax	4,351,061	4,700,000	4,572,383	4,609,000	(91,000)	-1.94%	36,617	0.80%
Interest and penalty-Prior year	1,499,121	1,300,000	1,463,803	1,463,800	163,800	12.60%	(3)	0.00%
City fee & Atty fee-collect of delinquent taxes	225,164	237,100	184,746	184,700	(52,400)	-22.10%	(46)	-0.02%
CHA - In Lieu of Taxes	189,477	191,900	191,900	191,900	-	0.00%	-	0.00%
TVA - In Lieu of Taxes	1,923,319	1,946,100	2,220,419	2,246,700	300,600	15.45%	26,281	1.18%
Good Neighbors - In Lieu of Taxes	2,808	2,800	2,808	2,800	-	0.00%	(8)	-0.28%
Orchard Knob Dev Corp - In Lieu of Taxes	466	470	470	470	-	0.00%	-	0.00%
UnumProvident Corporation - In Lieu of Taxes	83,445	83,440	83,445	83,440	-	0.00%	(5)	-0.01%
Wm Wrigley Jr Co - In Lieu of Taxes	26,171	26,170	26,171	26,170	-	0.00%	(1)	0.00%
BlueCrossBlueShield - In Lieu of Taxes	1,196,440	1,196,440	1,185,546	1,185,546	(10,894)	-0.91%	0	0.00%
MK LLC - In Lieu of Taxes	19,304	19,300	-	-	(19,300)	-100.00%	-	0.00%
Southern Champion Tray - In Lieu of Taxes	100,152	80,460	-	-	(80,460)	-100.00%	-	0.00%
Gestamp Chattanooga, LLC - In Lieu of Taxes	861,774	1,151,770	466,045	466,040	(685,730)	-59.54%	(5)	0.00%
Transfers In-EPB-Electric - In Lieu of Taxes	6,716,666	7,751,832	7,751,832	7,866,109	114,277	1.47%	114,277	1.47%
Transfers In-EPB-Telecom - In Lieu of Taxes	301,359	328,870	328,870	320,448	(8,422)	-2.56%	(8,422)	-2.56%
Transfers In-EPB-Internet - In Lieu of Taxes	383,714	406,718	406,718	382,857	(23,861)	-5.87%	(23,861)	-5.87%
Coca-Cola Bottling - In Lieu of Taxes	165,854	165,850	204,396	204,400	38,550	23.24%	4	0.00%



City of Chattanooga
Proposed Revenues
Fiscal Year 2024

	<i>Actual</i>	<i>Budget</i>	<i>Projected Thru</i>	<i>City Proposed</i>	<i>Prop Budget FY24</i>	<i>Prop Budget FY24</i>	<i>Prop Budget FY24</i>	<i>Prop Budget FY24</i>
Account Description	FY 22	FY 23	EO FY 23	FY 24	vs Budget FY23	vs Budget FY23	vs Proj FY23	vs Proj FY23
Plastic Omnium Auto Exteriors - In Lieu of Taxes	170,995	170,990	183,415	183,410	12,420	7.26%	(5)	0.00%
UTC Two - In Lieu of Taxes	10,148	10,150	10,148	10,150	-	0.00%	2	0.02%
UTC Three - In Lieu of Taxes	5,790	5,790	5,790	5,790	-	0.00%	-	0.00%
Alco Woodlawn Partners	33,300	33,080	33,078	33,080	-	0.00%	2	0.01%
Yangeng US Automotive Interior Systems LLC	56,636	56,640	5,214	5,210	(51,430)	-90.80%	(4)	-0.07%
Ridgeway Housing Partners	-	20,460	23,925	23,930	3,470	16.96%	5	0.02%
M & M Industries Inc.	61,848	61,770	99,837	99,840	38,070	61.63%	3	
HomeServe USA Corp	-	23,140	-	-	(23,140)	-100.00%	-	
Total Property Taxes:	185,155,315	187,983,240	191,055,824	191,573,790	3,590,550	1.91%	517,966	0.27%
Other Local Taxes:								
Liquor taxes	3,281,851	3,627,030	2,997,118	2,997,100	(629,930)	-17.37%	(18)	0.00%
Beer taxes	5,759,145	5,628,000	5,592,835	5,593,000	(35,000)	-0.62%	165	0.00%
Local litigation taxes-City Court	2,251	1,900	2,504	2,300	400	21.05%	(204)	-8.16%
Gross Receipts Tax	7,363,403	6,354,280	7,599,970	7,714,000	1,359,720	21.40%	114,030	1.50%
Corporate excise tx-intangible prop	947,225	947,220	947,220	947,200	(20)	0.00%	(20)	0.00%
Corporate excise tx-Non Depository	11,295	33,890	33,890	33,900	10	0.03%	10	0.03%
Franchise Taxes - Application Fee	-	9,750	25,676	25,700	15,950	163.59%	24	0.09%
Franchise taxes-Chatt Gas	2,890,308	1,957,560	2,126,565	2,126,600	169,040	8.64%	35	0.00%
Franchise taxes-Comcast Cable TV	734,993	672,060	701,093	631,000	(41,060)	-6.11%	(70,093)	-10.00%
Franchise taxes-KMC (CenturyTel)	5,766	3,700	5,963	5,900	2,200	59.46%	(63)	-1.06%
Franchise taxes-AT&T Mobility	40,603	39,000	39,000	35,000	(4,000)	-10.26%	(4,000)	-10.26%
Franchise taxes-EPB Fiber Optics	1,405,495	1,438,000	1,288,263	1,288,000	(150,000)	-10.43%	(263)	-0.02%
Franchise taxes-Zayo Group	-	35,000	-	-	(35,000)	-100.00%	-	0.00%
Total Other Local Taxes:	22,442,336	20,747,390	21,360,098	21,399,700	652,310	3.14%	39,602	0.19%



City of Chattanooga
Proposed Revenues
Fiscal Year 2024

	<i>Actual</i>	<i>Budget</i>	<i>Projected Thru</i>	<i>City Proposed</i>	<i>Prop Budget FY24</i>	<i>Prop Budget FY24</i>	<i>Prop Budget FY24</i>	<i>Prop Budget FY24</i>
Account Description	FY 22	FY 23	EO FY 23	FY 24	vs Budget FY23	vs Budget FY23	vs Proj FY23	vs Proj FY23
Licenses, Permits, Etc:								
Business License-Min Int & Penalty	5	-	-	-	-	0.00%	-	0.00%
Wrecker Business License	1,550	1,500	2,500	2,500	1,000	66.67%	-	0.00%
Liquor by drink licenses	150,252	138,120	144,428	144,400	6,280	4.55%	(28)	-0.02%
Liquor by drink, interest & penalty	1,938	1,000	1,018	1,000	-	0.00%	(18)	-1.76%
Transient Vendor License	250	300	150	150	(150)	-50.00%	-	0.00%
Motor Vehicle Licenses	527,480	435,660	345,803	375,000	(60,660)	-13.92%	29,198	8.44%
Wrecker Contractor License	640	160	400	400	240	150.00%	-	0.00%
Original Business License Fee	24,480	24,680	22,598	22,800	(1,880)	-7.62%	203	0.90%
Building permits	2,820,628	2,200,000	2,910,739	2,910,700	710,700	32.30%	(39)	0.00%
Electrical permits	534,486	415,000	501,435	501,430	86,430	20.83%	(5)	0.00%
Plumbing fixtures connection permit	327,622	260,000	297,412	297,410	37,410	14.39%	(2)	0.00%
Street cut-in permits	430,684	306,000	351,303	358,300	52,300	17.09%	6,997	1.99%
Mechanical code permits	326,314	250,000	334,242	334,240	84,240	33.70%	(2)	0.00%
Hotel permits	1,400	3,800	1,400	1,400	(2,400)	-63.16%	-	0.00%
Gas permits	50,500	49,400	49,608	46,600	(2,800)	-5.67%	(3,008)	-6.06%
Sign permits	102,263	123,000	86,583	78,000	(45,000)	-36.59%	(8,583)	-9.91%
Taxicab driver permit	4,150	4,000	2,262	1,000	(3,000)	-75.00%	(1,262)	-55.79%
Temporary Use Permit	1,540	2,350	-	-	(2,350)	-100.00%	-	0.00%
Moving Permit Investigation Fee	-	-	215	220	220	0.00%	5	2.33%
Traffic Eng Special Events Permit	13,815	8,000	3,502	4,000	(4,000)	-50.00%	498	14.22%
Push Cart Permits	25	-	50	-	-	0.00%	(50)	-100.00%
Mobile Food Unit	550	240	350	400	160	66.67%	50	14.29%
Tree Ordinance Permit	24,000	27,000	15,000	14,000	(13,000)	-48.15%	(1,000)	-6.67%
Tire Haulers Permit	50	80	80	-	(80)	-100.00%	(80)	-100.00%
Short Term Vacation Rental Permit	74,100	153,260	53,370	107,000	(46,260)	-30.18%	53,630	100.49%
Business License Issuance Fees	73,149	61,000	61,000	61,000	-	0.00%	-	0.00%
Plumbing examiners fees	37,405	27,080	27,080	27,100	20	0.07%	20	0.07%



City of Chattanooga
 Proposed Revenues
 Fiscal Year 2024

	<i>Actual</i>	<i>Budget</i>	<i>Projected Thru</i>	<i>City Proposed</i>	<i>Prop Budget FY24</i>	<i>Prop Budget FY24</i>	<i>Prop Budget FY24</i>	<i>Prop Budget FY24</i>
Account Description	FY 22	FY 23	EO FY 23	FY 24	vs Budget FY23	vs Budget FY23	vs Proj FY23	vs Proj FY23
Electrical examiners fees	81,820	88,070	157,940	110,600	22,530	25.58%	(47,340)	-29.97%
Gas examiners fees	28,286	43,470	43,470	30,400	(13,070)	-30.07%	(13,070)	-30.07%
Beer Board Application Fee	20,387	6,500	23,035	23,000	16,500	253.85%	(35)	-0.15%
Mechanical exam fee & activity	100,479	97,000	18,900	113,000	16,000	16.49%	94,100	497.88%
Permit issuance fees	83,490	89,000	73,939	78,000	(11,000)	-12.36%	4,061	5.49%
Exhibitor's fees	7	10	59	-	(10)	-100.00%	(59)	-100.00%
Subdivision rev/inspection fee	35,070	38,460	29,319	29,900	(8,560)	-22.26%	581	1.98%
Adult Entertain Application Fee	4,600	4,000	5,520	5,000	1,000	25.00%	(520)	-9.42%
Zoning Letter Fee	30,450	31,000	32,049	29,000	(2,000)	-6.45%	(3,049)	-9.51%
Variance Request Fees	10,200	9,100	13,284	10,900	1,800	19.78%	(2,384)	-17.94%
Certificates of Occupancy	41,452	51,000	19,064	20,000	(31,000)	-60.78%	936	4.91%
Sewer Verification Letter Fee	-	-	50	-	-	0.00%	(50)	-100.00%
Code Compliance Letter Fee	3,933	4,000	3,151	3,000	(1,000)	-25.00%	(151)	-4.80%
ModularHome site investigation	150	150	150	-	(150)	-100.00%	(150)	-100.00%
Plan Checking Fee	444,263	409,180	490,146	490,100	80,920	19.78%	(46)	-0.01%
Phased Construction Plan Rev	-	-	10,351	10,400	10,400	0.00%	50	0.48%
Construction Bd of Appeals Fee	2,100	1,280	1,350	1,300	20	1.56%	(50)	-3.70%
Sign Board of Appeals Fee	900	450	750	800	350	77.78%	50	6.67%
Historic Zone Construction Fee	22,325	-	7,425	-				
Northshore Design Appeal Fee	5,200	7,000	2,475	1,000	(6,000)	-85.71%	(1,475)	-59.60%
Fire Department Permits	266,453	259,000	266,453	240,000	(19,000)	-7.34%	(26,453)	-9.93%
Wine In Grocery Store Application	400	50	-	-	(50)	-100.00%	-	0.00%
Beer Permit Fees	57,692	55,000	57,083	58,000	3,000	5.45%	917	1.61%
Misc. licenses and permits	200	-	2,050	-	-	0.00%	(2,050)	-100.00%
Total Licenses, Permits, Etc:	6,769,131	5,685,350	6,470,538	6,543,450	858,100	15.09%	72,912	1.13%
	3,682,735	2,875,000						



City of Chattanooga
Proposed Revenues
Fiscal Year 2024

	<i>Actual</i>	<i>Budget</i>	<i>Projected Thru</i>	<i>City Proposed</i>	<i>Prop Budget FY24</i>	<i>Prop Budget FY24</i>	<i>Prop Budget FY24</i>	<i>Prop Budget FY24</i>
Account Description	FY 22	FY 23	EO FY 23	FY 24	vs Budget FY23	vs Budget FY23	vs Proj FY23	vs Proj FY23
Intergovernmental Revenues:					-			
Federal Operations Funds FEMA	43,002	-	-	-	-	0.00%	-	0.00%
State Operations Funds TEMA	(59,467)	-	-	-	-	0.00%	-	0.00%
State - specialized training funds	654,400	658,000	696,000	696,000	38,000	5.78%	-	0.00%
State maintenance of streets	118,570	118,000	62,896	60,000	(58,000)	-49.15%	(2,896)	-4.60%
City allocation-state sales tax	20,352,689	19,703,500	21,019,996	21,020,000	1,316,500	6.68%	4	0.00%
City allocation-state income tax / HALL	170,346	-	-	-	-	0.00%	-	0.00%
City allocation-state beer tax	82,723	88,300	84,666	85,000	(3,300)	-3.74%	334	0.39%
Mixed drink tax	5,355,187	6,001,200	5,552,253	5,657,700	(343,500)	-5.72%	105,447	1.90%
State - Telecommunication Sales Tax	294,591	271,100	315,500	319,000	47,900	17.67%	3,500	1.11%
State alcoholic beverage taxes	183,675	191,600	188,037	188,000	(3,600)	-1.88%	(37)	-0.02%
State gas inspection fees	332,147	332,250	331,776	332,000	(250)	-0.08%	224	0.07%
Commission from State of TN/Gross Receipts	687,644	411,000	411,000	417,000	6,000	1.46%	6,000	1.46%
State Shared Sports Gambling TCA 4-51-304	172,800	119,000	307,351	313,000	194,000	163.03%	5,649	1.84%
Hamilton County-Ross's Landing	1,478,689	1,516,700	1,995,142	1,596,000	79,300	5.23%	(399,142)	-20.01%
Local Option sales tax	65,118,427	63,438,500	66,452,419	66,452,000	3,013,500	4.75%	(419)	0.00%
Local Option sales tax - Out of State	-	-	706,025	584,000	584,000	0.00%	(122,025)	-17.28%
Other Local Governments	314	10,100	73,615	-	(10,100)	-100.00%	(73,615)	-100.00%
Total Intergovernmental Revenues:	94,985,736	92,859,250	98,196,677	97,719,700	4,860,450	5.23%	(476,977)	-0.49%
Service Charges:								
Current City Court Cost	139,987	116,280	136,451	123,000	6,720	5.78%	(13,451)	-9.86%
Court commissions	4,812	6,650	3,977	4,000	(2,650)	-39.85%	23	0.59%
Clerk's Fee	462,059	449,670	440,581	419,000	(30,670)	-6.82%	(21,581)	-4.90%
Delinquent Clerk's Fee	1,343	-	-	-	-	0.00%	-	0.00%
Service of Process	56	-	61	-	-	0.00%	(61)	-100.00%



City of Chattanooga
Proposed Revenues
Fiscal Year 2024

	<i>Actual</i>	<i>Budget</i>	<i>Projected Thru</i>	<i>City Proposed</i>	<i>Prop Budget FY24</i>	<i>Prop Budget FY24</i>	<i>Prop Budget FY24</i>	<i>Prop Budget FY24</i>
Account Description	FY 22	FY 23	EO FY 23	FY 24	vs Budget FY23	vs Budget FY23	vs Proj FY23	vs Proj FY23
Delinq Service of Process	(4,065)	-	-	-	-	0.00%	-	0.00%
Processing of Release Forms	11,069	9,690	9,626	8,000	(1,690)	-17.44%	(1,626)	-16.89%
Court Administrative Cost	125	100	738	-	(100)	-100.00%	(738)	-100.00%
Current State Court Cost	1,260	1,290	1,607	1,000	(290)	-22.48%	(607)	-37.78%
Court Translation Service Fee	-	-	35	-	-	0.00%	(35)	-100.00%
Memorial Auditorium rents	-	-	(2)	-	-	0.00%	2	-100.00%
Other Facility Rent	4,245	-	-	-	-	0.00%	-	0.00%
Land & Building Rents	126,909	122,500	186,298	167,700	45,200	36.90%	(18,598)	-9.98%
Ballfield Income	19,250	11,800	22,358	22,000	10,200	86.44%	(358)	-1.60%
Skateboard Park	60	60	-	-	(60)	-100.00%	-	0.00%
Carousel Ridership	123,904	114,600	101,592	102,000	(12,600)	-10.99%	408	0.40%
Walker Pavilion Rents	28,850	31,560	34,688	34,700	3,140	9.95%	13	0.04%
Heritage Park House Rent	1,005	300	10,010	10,000	9,700	3233.33%	(10)	-0.10%
Renaissance Park Rent	3,250	2,150	2,150	2,200	50	2.33%	50	2.33%
Greenway facilities rent	220	140	25,891	25,900	25,760	18400.00%	9	0.03%
Fitness Center Fees	5,838	2,980	5,269	5,300	2,320	77.85%	31	0.59%
Dock rental	42,166	55,700	29,318	30,800	(24,900)	-44.70%	1,483	5.06%
Ross' Landing Rent	11,129	4,000	1,500	3,000	(1,000)	-25.00%	1,500	100.00%
Champion's Club	21,344	40,400	30,228	30,200	(10,200)	-25.25%	(28)	-0.09%
Recreation Center Rental	1,585	1,500	17,373	17,500	16,000	1066.67%	127	0.73%
Carousel Room Rental	21,381	12,060	19,305	19,300	7,240	60.03%	(5)	-0.03%
Coolidge Park Rental	21,620	-	20,252	20,300	20,300	0.00%	48	0.24%
Program Fees	6	-	2	-	-	0.00%	(2)	-100.00%
Park Event Fee	27,336	13,300	26,151	26,000	12,700	95.49%	(151)	-0.58%
Kidz Kamp	(639)	-	-	-	-	0.00%	-	0.00%
Sports Program Fees	15,200	4,900	-	-	(4,900)	-100.00%	-	0.00%
OutVenture Fees	13,815	55,880	10,485	11,000	(44,880)	-80.31%	515	4.91%
Therapeutic Fees	450	450	450	-	(450)	-100.00%	(450)	-100.00%



City of Chattanooga
 Proposed Revenues
 Fiscal Year 2024

	<i>Actual</i>	<i>Budget</i>	<i>Projected Thru</i>	<i>City Proposed</i>	<i>Prop Budget FY24</i>	<i>Prop Budget FY24</i>	<i>Prop Budget FY24</i>	<i>Prop Budget FY24</i>
Account Description	FY 22	FY 23	EO FY 23	FY 24	vs Budget FY23	vs Budget FY23	vs Proj FY23	vs Proj FY23
Swimming pools	87,298	184,950	86,676	78,000	(106,950)	-57.83%	(8,676)	-10.01%
Police Reports: Accident, et Fe	4,872	3,100	4,472	4,000	900	29.03%	(472)	-10.55%
Memberships	412	-	-	-	-	0.00%	-	0.00%
Credit Card Processing Fee	4,698	3,980	4,703	4,000	20	0.50%	(703)	-14.94%
Other Concessions	3,410	3,400	14,343	14,000	10,600	311.76%	(343)	-2.39%
Financial Service-EPB	7,200	7,200	7,200	7,200	-	0.00%	-	0.00%
General Pension Admin Cost	46,773	46,460	46,460	46,500	40	0.09%	40	0.09%
Other Service Charges	9,675	35,100	1,375	-	(35,100)	-100.00%	(1,375)	-100.00%
Returned Check Fee	3,614	4,270	572	600	(3,670)	-85.95%	28	4.98%
Waste Container Purchases (includes recycle)	43,575	48,580	44,513	45,400	(3,180)	-6.55%	888	1.99%
Non Profit Request Fee	2,350	2,450	-	-	(2,450)	-100.00%	-	0.00%
E-citation fee TCA 55-10-207 (sunset 202	27	-	40	-	-	0.00%	(40)	-100.00%
Treasurer's Commission BID 2%	20,027	23,460	8,554	8,700	(14,760)	-62.92%	146	1.71%
Over & Under and Misc	2,336	-	110	-	-	0.00%	(110)	-100.00%
Total Service Charges:	1,341,837	1,420,910	1,355,409	1,291,300	(129,610)	-9.12%	(64,109)	-4.73%
Fines, Forfeitures, & Penalties:								
Current city court fines	7,707	8,900	4,855	5,000	(3,900)	-43.82%	145	2.98%
City Fines - Speeding	33,157	26,680	41,980	40,000	13,320	49.93%	(1,980)	-4.72%
City Fines - Other Driving Offenses	370,617	366,800	358,936	352,000	(14,800)	-4.03%	(6,936)	-1.93%
City Fines - Non-Driving Offenses	17,214	17,800	14,642	15,000	(2,800)	-15.73%	358	2.44%
Criminal court fines	97,812	108,500	73,189	73,000	(35,500)	-32.72%	(189)	-0.26%
Parking ticket fines	21,378	16,660	39,662	20,000	3,340	20.05%	(19,662)	-49.57%
Delinquent Parking Tickets	1,105	1,400	1,881	1,900	500	35.71%	19	1.00%
Delinquent ticket-court cost	1,412	1,200	2,780	1,400	200	16.67%	(1,380)	-49.63%
Air pollution penalties	21,556	-	20,875	-	-	0.00%	(20,875)	-100.00%



City of Chattanooga
Proposed Revenues
Fiscal Year 2024

	<i>Actual</i>	<i>Budget</i>	<i>Projected Thru</i>	<i>City Proposed</i>	<i>Prop Budget FY24</i>	<i>Prop Budget FY24</i>	<i>Prop Budget FY24</i>	<i>Prop Budget FY24</i>
Account Description	FY 22	FY 23	EO FY 23	FY 24	vs Budget FY23	vs Budget FY23	vs Proj FY23	vs Proj FY23
Misc forfe. & pen.(beer lic.violation/boot fee)	6,700	-	350	-	-	0.00%	(350)	-100.00%
Total Fines, Forfeitures, & Penalties:	578,659	547,940	559,150	508,300	(39,640)	-7.23%	(50,850)	-9.09%
Use of Property Income:								
Interest Earned	634,776	563,700	2,897,937	2,898,000	2,334,300	414.10%	63	0.00%
Sale of Back Tax Lots	-	-	212,528	-	-	0.00%	(212,528)	-100.00%
Sale of Equipment	144,716	347,500	275,922	267,600	(79,900)	-22.99%	(8,322)	-3.02%
Total Use of Property Income:	779,492	911,200	3,386,387	3,165,600	2,254,400	247.41%	(220,787)	-6.52%
Miscellaneous Revenue:								
Miscellaneous Donations	1,000	1,000	750	1,000	-	0.00%	250	33.33%
Damage Settlement	-	9,300	-	-	(9,300)	-100.00%	-	0.00%
Indirect cost	6,549,000	6,521,170	6,521,170	6,521,170	-	0.00%	-	0.00%
Misc Rev	150,821	31,200	1,750	23,990	(7,210)	-23.11%	22,240	1270.94%
Payroll deduction charges	270	350	-	-	(350)	-100.00%	-	0.00%
Plans and specification deposits	9,280	4,000	7,335	4,000	-	0.00%	(3,335)	-45.47%
Municipal Lien	214,660	157,500	159,535	168,000	10,500	6.67%	8,465	5.31%
Purchase Card Rebate	23,913	-	-	-	-	0.00%	-	0.00%
Other Income	1,050	-	-	-	-	0.00%	-	0.00%
Take Home Vehicle Fee	76,482	73,100	24,510	-	(73,100)	-100.00%	(24,510)	-100.00%
Delinquent Tax cost recovery	103,110	47,100	114,456	80,000	32,900	69.85%	(34,456)	-30.10%
Other misc. revenue	106	-	-	-	-	0.00%	-	0.00%
Total Miscellaneous Revenue:	7,129,693	6,844,720	6,829,506	6,798,160	(46,560)	-0.68%	(31,346)	-0.46%
General Fund TOTAL	319,182,200	317,000,000	329,213,589	329,000,000	12,000,000	3.79%	(213,589)	-0.06%

City of Chattanooga
Operational Budget
Fiscal Year 2024

Row Labels	Actual FY22	Budget FY23	Proposed FY24	Inc (Dec)	
				Proposed vs. Budget	% Change
1100 - General Fund					
A-General Gov't & Agencies	26,266,609	34,056,887	35,342,325	1,285,438	3.77%
A1 - City Council	728,706	921,139	931,179	10,040	1.09%
A2 - Judges	1,063,634	716,984	636,140	(80,844)	-11.28%
A3 - City Attorney	1,799,867	2,024,043	1,979,240	(44,803)	-2.21%
A4 - Internal Audit	771,828	812,332	862,154	49,822	6.13%
A5 - Information Technology	14,624,404	16,447,433	19,432,147	2,984,714	18.15%
A7 - Purchasing	867,753	1,465,914	1,282,456	(183,458)	-12.51%
AA - Agencies	10,173,623	6,225,000	6,267,500	42,500	0.68%
AQ - Quasi Agencies	13,012,052	12,868,870	13,007,164	138,294	1.07%
B-Executive Branch	4,555,722	6,776,418	6,495,249	(281,169)	-4.15%
C-Finance & Admin	6,461,023	7,613,920	7,432,826	(181,094)	-2.38%
E-Human Resources	2,899,156	3,502,233	3,565,890	63,657	1.82%
G-Community Development	11,368,635	14,621,243	9,799,347	(4,821,896)	-32.98%
H-Police	82,968,937	86,359,622	87,173,664	814,042	0.94%
J-Fire	56,365,531	59,850,555	62,445,934	2,595,379	4.34%
K-Public Works	41,474,223	37,558,254	41,703,949	4,145,695	11.04%
L-Parks and Outdoors	12,429,880	15,041,284	16,949,697	1,908,413	12.69%
Q-Early Learning	788,671	2,930,995	3,161,294	230,299	7.86%
R-City Planning	601,705	1,208,404	997,216	(211,188)	-17.48%
S-Equity and Community Engagement	354,487	1,408,823	1,631,376	222,553	15.80%
U-Economic Development	690,242	2,222,615	5,629,717	3,407,102	153.29%
V-Innovation Delivery and Performance	1,617,256	2,367,032	2,273,536	(93,496)	-3.95%
1100 - General Fund Total	291,883,946	317,000,000	329,000,000	12,000,000	3.79%
1100 - Capital Reserves					
A-General Gov't & Agencies	13,225,000	33,000,000	10,000,000	(23,000,000)	-69.70%
1100 - Capital Reserves Total	13,225,000	33,000,000	10,000,000	(23,000,000)	-69.70%
Grand Total	305,108,946	350,000,000	339,000,000	(11,000,000)	-3.14%



City of Chattanooga
Operational Budget
Fiscal Year 2024

Row Labels	Inc (Dec) Proposed vs.				
	Actual FY22	Budget FY23	Proposed FY24	Budget	% Change
1100 - General Fund					
Personnel					
Salary and Wages	99,877,304	111,754,276	117,068,188	5,313,912	4.75%
Fringe Benefits	73,387,150	84,824,880	86,116,590	1,291,710	1.52%
Personnel Total	173,264,454	196,579,156	203,184,778	6,605,622	3.36%
Operations					
Services	40,602,110	49,685,386	54,978,320	5,292,934	10.65%
Materials & Supplies	2,541,983	3,060,139	3,431,094	370,955	12.12%
Travel Expense	305,784	379,605	404,385	24,780	6.53%
Vehicle Operating	15,152,838	15,107,720	13,065,528	(2,042,192)	-13.52%
Insurance, Claims, and Damages	1,586,261	2,043,331	3,992,302	1,948,971	95.38%
Inventory Costs	2,538		-	-	0.00%
Capital Assets	2,383,338	1,810,000	1,964,000	154,000	8.51%
Capital Outlay	3,370,236	1,372,820	1,402,450	29,630	2.16%
Other Expenses	17,789,537	13,837,930	12,856,475	(981,455)	-7.09%
Operations Total	83,734,626	87,296,931	92,094,554	4,797,623	5.50%
Transfers To					
Other Financing Uses	34,884,867	33,123,913	33,720,668	596,755	1.80%
Transfers To Total	34,884,867	33,123,913	33,720,668	596,755	1.80%
1100 - General Fund Total	291,883,946	317,000,000	329,000,000	12,000,000	3.79%
1100 - Capital Reserves					
Transfers To					
Other Financing Uses	13,225,000	33,000,000	10,000,000	(23,000,000)	-69.70%
Transfers To Total	13,225,000	33,000,000	10,000,000	(23,000,000)	-69.70%
1100 - Capital Reserves Total	13,225,000	33,000,000	10,000,000	(23,000,000)	-69.70%
Grand Total	305,108,946	350,000,000	339,000,000	(11,000,000)	-3.14%



City of Chattanooga
Operational Budget
Fiscal Year 2024

Row Labels	Inc (Dec)				
	Actual FY22	Budget FY23	Proposed FY24	Proposed vs. Budget	% Change
1100 - General Fund					
Personnel					
Salary and Wages					
601101-Regular Employees	77,644,021	105,536,017	107,686,555	2,150,538	2.04%
601102-Temporary Staffing	726,299	550,948	345,000	(205,948)	-37.38%
601103-Part Time Employees	1,035,604	2,659,230	2,334,215	(325,015)	-12.22%
601104-State Training Wages	646,200	725,600	732,800	7,200	0.99%
601105-Injured On Duty Pay	304,470		-	-	0.00%
601199-Budget - Attrition (Salary)	-	(3,680,775)	(2,689,798)	990,977	-26.92%
601201-Overtime	3,891,589	1,841,750	2,559,650	717,900	38.98%
601202-Compensatory Time	162,581		2,402	2,402	0.00%
602101-Uniform Allowance	397,000	455,500	458,000	2,500	0.55%
602102-Tool Allowance	-	1,000	-	(1,000)	-100.00%
602103-Auto Allowance	4,800	1,200	-	(1,200)	-100.00%
602105-Cellphone Allowance	313,618	344,548	365,736	21,188	6.15%
602201-Incentive Awards	15,485		-	-	0.00%
602204-COVID Vaccine Incentive	127,582		-	-	0.00%
602301-Personal Leave	11,713,575		-	-	0.00%
602302-Personal Leave Buybacks	3,002		-	-	0.00%
602303-Final Leave Payout	459,160		-	-	0.00%
602304-Longevity	1,248,300	1,373,010	1,382,528	9,518	0.69%
602306-Call Back Pay	122,640	96,350	83,450	(12,900)	-13.39%
602307-On Call Pay	121,633	100,110	100,830	720	0.72%
602308-Bereavement Pay	82,384		-	-	0.00%
602309-Holiday Pay	834,419		-	-	0.00%
602399-Payroll Suspense	22,943		-	-	0.00%
609999-Budget - Salaries & Wages	-	1,749,788	3,481,820	1,732,032	98.99%
602311-Special Assignment CFD	-		225,000	225,000	0.00%
Salary and Wages Total	99,877,304	111,754,276	117,068,188	5,313,912	4.75%
Fringe Benefits					
611101-FICA (OASDI)	2,574,653	3,220,426	3,264,223	43,797	1.36%
611102-Medicare	1,362,899	1,605,736	1,637,084	31,348	1.95%
611199-Budget - Attrition (Benefits)	-	(1,768,834)	(1,751,760)	17,074	-0.97%
611201-General Pension	8,269,381	10,378,450	10,593,809	215,359	2.08%
611202-Fire & Police Pension	27,591,303	29,454,338	30,187,090	732,752	2.49%
611204-Union Pension	2,296		-	-	0.00%
611207-OPEB (Grants)	1,113		4,205	4,205	0.00%
611301-Hospitalization	15,896,453	22,459,176	21,138,968	(1,320,208)	-5.88%
611302-Life Insurance Benefit	88,705	121,866	82,333	(39,533)	-32.44%
611303-Long-Term Disability	48,047	127,143	165,361	38,218	30.06%
611304-Health Savings Accounts	1,691,901	1,539,632	1,929,121	389,489	25.30%
611402-Employee Health Savings Acct	839		122	122	0.00%
611403-On-site Medical Program	2,416,268	2,895,286	2,831,710	(63,576)	-2.20%
619999-Budget - Fringe Benefits	-	(139,259)	868,634	1,007,893	-723.75%
611206-Other Post-employment Benefits (Civilian)	13,443,292	14,930,920	2,769,440	(12,161,480)	-81.45%
611208-Other Post-employment Benefits (Sworn)	-		12,151,570	12,151,570	0.00%
611404-On-site Facility	-		244,680	244,680	0.00%
Fringe Benefits Total	73,387,150	84,824,880	86,116,590	1,291,710	1.52%
Personnel Total	173,264,454	196,579,156	203,184,778	6,605,622	3.36%
Operations					
Services					

Fund by Acct

City of Chattanooga
Operational Budget
Fiscal Year 2024

Row Labels	Actual FY22	Budget FY23	Proposed FY24	Inc (Dec)	
				Proposed vs. Budget	% Change
701102-Auditing & Accounting Services	123,354	175,000	180,320	5,320	3.04%
701103-Consultant Fees	280,020	455,400	861,450	406,050	89.16%
701104-Court Reporter & Transcriber Fees	369	200	200	-	0.00%
701105-Engineering Non-construction Consulting	4,800	5,000	75,000	70,000	1400.00%
701106-Honorarium	750		-	-	0.00%
701107-Investigative Services	22,228	20,000	28,900	8,900	44.50%
701109-Legal Services	131,557	55,000	30,000	(25,000)	-45.45%
701110-Veterinary Services	5,034	4,000	4,000	-	0.00%
701111-IT Hosting & Managed Services	20,683	100,000	117,000	17,000	17.00%
701113-Technology Development and Design	5,313		-	-	0.00%
701208-On-the-Job Injury Claims	1,788,688	1,253,000	1,806,750	553,750	44.19%
701210-Psychological Exam	9,872	15,000	15,000	-	0.00%
701211-Diagnostic Testing	1,343	1,750	1,750	-	0.00%
701213-On-the-Job Injury Settlement Claims	222,265	52,000	73,000	21,000	40.38%
702101-Carpentry	-		-	-	0.00%
702102-Electrical	243,562	131,000	196,600	65,600	50.08%
702103-Exterminating Service	21,997	37,736	43,901	6,165	16.34%
702104-Masonry	31		300	300	0.00%
702105-Painting	37,278	25,000	61,000	36,000	144.00%
702106-Plumbing	125,989	106,000	122,340	16,340	15.42%
702107-Mechanical Trades	20,431	1,100	17,420	16,320	1483.64%
702108-Locksmith	4,992	5,800	3,550	(2,250)	-38.79%
702109-Custodial Services	574,306	559,740	362,295	(197,445)	-35.27%
702110-Tree Maintenance & Planting	3,282	23,000	24,500	1,500	6.52%
702111-Irrigation	10,719	25,000	25,000	-	0.00%
702201-Alarm System Repair	4,366	2,500	2,750	250	10.00%
702202-Bldg & Grounds Maintenance	72,976	50,400	31,250	(19,150)	-38.00%
702203-Circuit Board Repair	-	2,000	-	(2,000)	-100.00%
702204-Contracted Repair Service	129,632	46,625	42,125	(4,500)	-9.65%
702206-Elevator Maintenance	48,102	24,000	24,000	-	0.00%
702207-Maintenance Services	160,652	60,777	98,700	37,923	62.40%
702208-Fire Prevention Measures	47,599	48,000	50,300	2,300	4.79%
702209-Furnace Boiler	2,475		-	-	0.00%
702210-Furniture Repair	2,345		600	600	0.00%
702211-Grounds	3,015	10,500	6,000	(4,500)	-42.86%
702212-HVAC	159,861	160,500	160,850	350	0.22%
702213-Labor	-		-	-	0.00%
702214-Landscaping	194,419	70,000	102,331	32,331	46.19%
702215-Building Repairs or Renovations under \$5000	32,711	10,000	23,000	13,000	130.00%
702216-Roof Repair	17,494	3,000	15,000	12,000	400.00%
702217-Valve Repairs	-		5,000	5,000	0.00%
702218-Pump Repairs	860	15,000	15,000	-	0.00%
702219-Street Light Maintenance	84,669	225,000	200,450	(24,550)	-10.91%
702220-Major Repair	358		3,000	3,000	0.00%
702221-IT Maintenance	812,986	806,102	15,849	(790,253)	-98.03%
702222-Cabling & Installation	1,097	7,500	7,500	-	0.00%
702223-Fire Fighter Equipment Repair	5,485	8,000	8,000	-	0.00%
702224-Equipment Inspection and Calibration	24,498	30,000	28,000	(2,000)	-6.67%
702225-IT Maintenance - Licensing	2,353,279	3,265,942	3,476,621	210,679	6.45%
702226-IT Maintenance - Hosting	399,311	577,504	2,332,365	1,754,861	303.87%
702227-IT Maintenance - Support Maintenance	1,014,451	1,397,209	1,462,329	65,120	4.66%
702228-Generator Maintenance	5,794	7,000	7,250	250	3.57%
702229-Contract Mowing	678,717	842,000	876,500	34,500	4.10%
702232-Fence Repairs	97,067		18,700	18,700	0.00%

Fund by Acct

City of Chattanooga
Operational Budget
Fiscal Year 2024

Row Labels	Actual FY22	Budget FY23	Proposed FY24	Inc (Dec) Proposed vs.	
				Budget	% Change
702233-Door Repairs	31,318	7,000	9,000	2,000	28.57%
702234-Access Control Repairs	1,739		8,500	8,500	0.00%
702235-Aquatics Repairs	20,587	15,000	35,000	20,000	133.33%
703101-Electricity	1,581,020	1,364,820	1,689,823	325,003	23.81%
703102-Natural Gas	309,551	320,327	302,588	(17,739)	-5.54%
703103-Water	524,746	523,292	745,415	222,123	42.45%
703105-Street Lighting	2,594,327	2,820,000	2,800,000	(20,000)	-0.71%
703106-Traffic Lighting	81,836	115,000	115,000	-	0.00%
703107-Electricity Plant Charges Acct # 30-0039.000 Lir	382,736	144,000	140,000	(4,000)	-2.78%
703109-Sewer	620,850	748,166	915,352	167,186	22.35%
703201-Telephone Service	-		-	-	0.00%
703202-Cellular Phone Service	19,445	13,417	14,730	1,313	9.79%
703204-Internet & Cable Services	2,773	2,399	2,749	350	14.59%
703206-Air Cards	391,583	318,063	331,551	13,488	4.24%
703207-Digital Connectivity	1,152,648	1,346,000	1,379,760	33,760	2.51%
704102-Clothing & Linen Service	31,320	43,415	37,889	(5,526)	-12.73%
704103-Demurrage	5,882	4,350	3,150	(1,200)	-27.59%
704104-Equipment Rental	116,432	135,990	158,267	22,277	16.38%
704105-Property Rental	313,167	678,796	782,820	104,024	15.32%
704106-Dumpster Rental	10,843	20,850	57,292	36,442	174.78%
704107-Floor Mat / Scrapper Rental	4,511	10,400	11,350	950	9.13%
704108-Office Machine Rental	(41,751)	210,684	230,551	19,867	9.43%
704109-Traffic Control - Rental	64,920	45,000	53,995	8,995	19.99%
704201-Advertising	91,372	152,503	252,803	100,300	65.77%
704202-Municipal Advertising TCA 6-54-201	-		1,000	1,000	0.00%
704203-Publicity	2,400	1,000	1,000	-	0.00%
704204-Alarm Monitoring	10,844	10,156	17,500	7,344	72.31%
704207-Collection Expense	26,379	23,000	23,000	-	0.00%
704208-Contracted Repair	41,371	57,000	34,155	(22,845)	-40.08%
704209-Copying	485		7,200	7,200	0.00%
704210-Printing	69,704	89,810	133,760	43,950	48.94%
704211-Court Costs	1,388	4,000	3,500	(500)	-12.50%
704212-Data Processing Service	9,126	500	2,000	1,500	300.00%
704213-Debris Removal & Cleanup	233,620	420,000	524,600	104,600	24.90%
704214-Lighting Service	5,031	7,500	7,500	-	0.00%
704215-Security Services	242,667	251,500	207,400	(44,100)	-17.53%
704217-Photographic Services	3,045	609	609	-	0.00%
704219-Property Appraisals	15,035	3,500	-	(3,500)	-100.00%
704220-Instructors	2,178		-	-	0.00%
704221-Recreation Support Services	39,936	126,500	254,100	127,600	100.87%
704227-Transfer Station Cost	2,543,773	2,377,200	2,465,191	87,991	3.70%
704228-Translation Service	14,153	28,500	29,000	500	1.75%
704234-Supplemental Annex Fire Services	181,918	151,299	158,864	7,565	5.00%
704235-Zoo Lease & Management	704,446	750,000	750,000	-	0.00%
704236-Emergency Services - 911	5,329,093	5,250,165	5,707,915	457,750	8.72%
704238-Animal Control Contracted Services	1,830,310	1,921,826	2,017,908	96,082	5.00%
704239-Bio-Hazard / Environmental Services	52,243	2,500	19,445	16,945	677.80%
704241-Monitoring Services	-		300	300	0.00%
704242-License Testing	3,264	1,500	1,500	-	0.00%
704243-Programmable Logic Controller (PLC) Repairs	1,167		-	-	0.00%
704245-Crane & Hoist Repair	-		800	800	0.00%
704304-Contractual Personnel Services	19,326	100,025	100,025	-	0.00%
704306-Dues	175,051	97,626	99,734	2,108	2.16%
704307-Employment Agencies	185,626	119,500	816,700	697,200	583.43%

Fund by Acct

City of Chattanooga
Operational Budget
Fiscal Year 2024

Row Labels	Inc (Dec) Proposed vs.				
	Actual FY22	Budget FY23	Proposed FY24	Budget	% Change
704308-Local Transportation	22	20,100	60,000	39,900	198.51%
704309-Meeting Expense	24,384	60,550	68,265	7,715	12.74%
704310-Local Mileage	10,583	19,460	18,118	(1,342)	-6.90%
704311-Miscellaneous Services	52,158	62,785	26,885	(35,900)	-57.18%
704312-Other Contracted Service	861,923	1,346,935	1,292,729	(54,206)	-4.02%
704313-Recording Documents	10,388	14,600	15,120	520	3.56%
704314-Stipends	750	7,000	7,000	-	0.00%
704315-Waste Disposal	5,332,576	5,069,582	5,206,739	137,157	2.71%
704316-Wrecker Service	40,441	30,000	30,000	-	0.00%
704317-Contracted Operations	497,935	452,500	632,500	180,000	39.78%
704319-Parking	77,489	74,168	74,870	702	0.95%
704320-Link2Gov Internet Fee	60,309	2,300	2,200	(100)	-4.35%
704321-County Trustee Collection Fee	755,315	506,500	731,500	225,000	44.42%
704329-Radio Maintenance	1,145,754	1,186,986	1,234,177	47,191	3.98%
704330-Demolition Services	454,158	450,000	450,000	-	0.00%
704334-Outside Laboratory Services	-	-	300	300	0.00%
704335-Public Communication	5,574	10,000	32,500	22,500	225.00%
704336-Tire Disposal	27,833	20,000	27,600	7,600	38.00%
704337-Title/Escrow Search	92,557	106,500	98,000	(8,500)	-7.98%
704340-Shredding and Recycling Services	6,570	7,365	7,849	484	6.57%
704341-Council District Reimbursement	-	54,000	54,000	-	0.00%
704342-IT Contracted Personnel	640,229	650,000	650,000	-	0.00%
704343-FJC - Client Support Services	-	2,000	2,000	-	0.00%
704344-Window Tinting	1,832	-	500	500	0.00%
704402-Unallocated Purchasing Card Expense	-	-	-	-	0.00%
704403-Disputed Purchasing Card Expense	1,619	200	-	(200)	-100.00%
704405-Discounts Taken	(1)	-	-	-	0.00%
704407-Wireless Data Communication	9,133	41,020	38,491	(2,529)	-6.17%
704499-Incomplete Expense Allocation	2,302	-	-	-	0.00%
704501-Freight, Express & Drayage	960	3,895	2,084	(1,811)	-46.50%
704502-Postage	125,003	185,420	170,317	(15,103)	-8.15%
704503-Warehouse Storage and Delivery	45,657	50,000	55,000	5,000	10.00%
704504-Load, Delivery, and Installation	318	-	-	-	0.00%
704601-Local Registration Fees	18,284	23,475	32,805	9,330	39.74%
704602-Training Costs	99,587	336,209	306,904	(29,305)	-8.72%
704603-Tuition & Books	17,660	32,500	34,500	2,000	6.15%
704701-Lockbox Fee	4,703	6,000	6,000	-	0.00%
704702-Bank Service Charges	(3,449)	2,950	2,800	(150)	-5.08%
704703-Bank Analysis Fee	39	5,000	5,000	-	0.00%
704705-Credit Card Use Charge	38,230	34,550	36,700	2,150	6.22%
705101-Supportive Services	1,010	1,000	1,000	-	0.00%
705201-Client Services - Hotel Rent	72,947	-	-	-	0.00%
709998-Budget - Contingency	-	3,351,913	3,311,830	(40,083)	-1.20%
704394-Credit Card Fee (NR06 Only)	-	-	-	-	0.00%
702230-Technology Repair Services	-	-	3,000	3,000	0.00%
704205-Applicant & Promotional Testing	98	-	-	-	0.00%
704347-Agency Contracted Services	-	3,902,950	3,723,000	(179,950)	-4.61%
704390-Facility Rental (NR06 Only)	-	-	-	-	0.00%
703104-Fuel Oil	80	-	-	-	0.00%
701101-Archaeological Services	633	-	-	-	0.00%
701114-Contracted Design	-	-	-	-	0.00%
Services Total	40,602,110	49,685,386	54,978,320	5,292,934	10.65%
Materials & Supplies					

Fund by Acct

City of Chattanooga
Operational Budget
Fiscal Year 2024

Row Labels	Actual FY22	Budget FY23	Proposed FY24	Inc (Dec) Proposed vs.	
				Budget	% Change
711101-Audio Visual Supplies	9,777	5,565	5,065	(500)	-8.98%
711102-Books	21,155	22,285	28,177	5,892	26.44%
711104-Forms & Printed Material	50,799	65,000	56,400	(8,600)	-13.23%
711105-Instructional Materials & Supplies	6,874	2,750	5,500	2,750	100.00%
711106-Library Supplies	37,066	48,250	50,250	2,000	4.15%
711107-Newspapers	1,563	2,820	2,504	(316)	-11.21%
711108-Periodicals, Publications	6,467	18,666	18,631	(35)	-0.19%
711109-Office Supplies & Stationery	153,193	179,742	187,309	7,567	4.21%
711110-Technology Accessories & Supplies	46,349	21,008	39,975	18,967	90.28%
711111-Printer Toner Cartridges	6,450	25,120	16,470	(8,650)	-34.43%
712102-Brick & Concrete Blocks	6,540		-	-	0.00%
712103-Cement, Lime, & Plaster	1,579	1,000	1,750	750	75.00%
712104-Concrete, Clay Pipe, & Fittings	51	250	250	-	0.00%
712105-Gravel, Sand, Stone, Chert, Salt	14,303	8,000	16,000	8,000	100.00%
712106-Hardware Replacement	8,471	4,850	6,000	1,150	23.71%
712107-Lumber & Wood Products	28,635	21,550	44,900	23,350	108.35%
712108-Other Constr & Bldg Materials	4,696	2,500	3,000	500	20.00%
712109-Paint	135,709	91,100	90,345	(755)	-0.83%
712110-Pipe & Fittings	5,375	2,500	5,500	3,000	120.00%
712111-Sewer Grates & Manhole Covers	11,784		-	-	0.00%
712112-Street Signs & Markings	19,564	75,200	80,000	4,800	6.38%
712113-Structural Steel, Iron	2,002		3,500	3,500	0.00%
712114-Plumbing Supplies	31,327	17,100	24,100	7,000	40.94%
713101-Bearings & Parts	239		3,500	3,500	0.00%
713102-Fasteners	372	1,300	2,000	700	53.85%
713104-Filters, Misc	13,784	11,750	15,000	3,250	27.66%
713108-Pumps & Pump Parts	209	750	450	(300)	-40.00%
713109-Repair Parts	45,479	53,000	51,350	(1,650)	-3.11%
713114-Compressors & Parts	761		-	-	0.00%
713116-Motors & Parts	4,090		-	-	0.00%
713119-Aquatic Repair Parts	8,860	2,000	3,500	1,500	75.00%
713201-Chemicals & Lab Supplies	564		500	500	0.00%
713202-Chlorine	140	500	550	50	10.00%
713210-Sewer Line Chemicals	-		-	-	0.00%
713211-Water Chemicals	29,791	18,500	18,500	-	0.00%
714101-Art Prints	138		230	230	0.00%
714102-Blue Prints, Plats, Tracing	37		-	-	0.00%
714105-Building Maintenance Supplies	62,139	118,200	68,000	(50,200)	-42.47%
714106-Cleaning Supplies	127,745	100,210	125,891	25,681	25.63%
714107-Clothing	190,681	168,090	205,239	37,149	22.10%
714108-Cultural Arts Supplies	703	100	100	-	0.00%
714109-Data Processing Supplies	662		-	-	0.00%
714111-Electrical Supplies, Bulbs, Etc	153,580	67,900	110,950	43,050	63.40%
714112-Electronic Parts	(146,624)	12,000	31,500	19,500	162.50%
714115-Fire Code Equipment	277,708	450,350	450,850	500	0.11%
714116-Fire Supplies	42,739	35,000	35,000	-	0.00%
714117-Food & Ice	106,741	134,065	153,955	19,890	14.84%
714118-Food & Supplies for Animals	5,393	6,200	6,200	-	0.00%
714119-Fuel	2,571		5,000	5,000	0.00%
714120-Hardware, Nails, Small Tools	56,769	56,903	61,985	5,082	8.93%
714122-Kitchen & Dining Room Supplies	5,402	4,350	4,900	550	12.64%
714123-Machine Shop & Garage Supplies	3,097	700	500	(200)	-28.57%
714124-Medical Supplies (First Aid)	18,746	26,310	25,750	(560)	-2.13%
714125-Oil & Lubricants	2,230	2,050	2,165	115	5.61%

Fund by Acct

City of Chattanooga
Operational Budget
Fiscal Year 2024

Row Labels	Actual FY22	Budget FY23	Proposed FY24	Inc (Dec) Proposed vs.	
				Budget	% Change
714126-Other Materials & Supplies	37,060	77,066	96,950	19,884	25.80%
714127-Police Ammunition	78,248	100,095	101,000	905	0.90%
714128-Recreational Supplies	113,675	217,200	278,205	61,005	28.09%
714129-Safety Equipment	72,480	56,830	59,580	2,750	4.84%
714130-Safety Shoes	27,144	34,750	35,363	613	1.76%
714131-Seeds, Trees, Plants, Hort Supplies	85,535	68,500	90,000	21,500	31.39%
714132-Test Materials	2,165		200	200	0.00%
714133-Welding Supplies	3,321	4,710	3,210	(1,500)	-31.85%
714135-Locks & Key supplies	5,334	6,950	7,350	400	5.76%
714136-Dirt mix, Mulch, Topsoil	106,829	56,000	77,250	21,250	37.95%
714137-Thermoplastic	26,508	50,000	50,000	-	0.00%
714138-Flags Banners and Signage	22,939	55,280	14,330	(40,950)	-74.08%
714140-Chain	368		1,350	1,350	0.00%
714141-Machine Parts	720		-	-	0.00%
714142-Instrumentation Parts	307		-	-	0.00%
714143-Event Planning, Services and Catering	33,005	29,200	101,500	72,300	247.60%
714144-Batteries	6,970	15,100	14,275	(825)	-5.46%
714145-Classroom/Childcare Educational Supplies	-	46,274	39,274	(7,000)	-15.13%
714147-Police Evidence Supplies	22,734	10,300	15,300	5,000	48.54%
714148-Security Material & Supplies	9,259	5,500	1,500	(4,000)	-72.73%
714149-Waste and Recycle Containers	219,801	312,650	319,516	6,866	2.20%
714150-Promotional Items	16,064	11,250	33,250	22,000	195.56%
714151-Police Supplies	13,322	1,000	1,000	-	0.00%
714152-Police Leather Goods	12,970	16,000	16,000	-	0.00%
714139-Parking Meter Parts	-		-	-	0.00%
713123-Preventative Maintenance and Inspections	-		4,000	4,000	0.00%
713118-Small Equipment Tires	753		1,500	1,500	0.00%
Materials & Supplies Total	2,541,983	3,060,139	3,431,094	370,955	12.12%
Travel Expense					
721101-Out-of-town Mileage	5,024	7,650	5,200	(2,450)	-32.03%
721102-Transportation	44,631	71,630	75,290	3,660	5.11%
721103-Auto Rental	1,864	1,250	2,250	1,000	80.00%
721201-Hotels	107,776	112,235	121,835	9,600	8.55%
721202-Meals	51,139	61,865	72,295	10,430	16.86%
721301-Registration Fees	89,887	121,410	122,075	665	0.55%
721302-Other Travel Expenses	8,382	3,565	5,440	1,875	52.59%
721399-Travel Advance	(2,920)		-	-	0.00%
Travel Expense Total	305,784	379,605	404,385	24,780	6.53%
Vehicle Operating					
731101-Diesel Fuel	1,248,877	926,000	1,187,483	261,483	28.24%
731102-Gasoline	1,591,216	1,272,001	1,439,750	167,749	13.19%
731103-Propane	2,090	4,500	4,500	-	0.00%
731201-Contracted Vehicle Repair	-	5,000	5,000	-	0.00%
731203-Vehicle Labor	2,346,870	1,716,802	1,915,849	199,047	11.59%
731204-Vehicle Parts & Supplies	2,558,025	2,137,990	2,431,418	293,428	13.72%
731206-Bicycle Repair & Maintenance	1,577	1,500	1,500	-	0.00%
731301-Car Wash	36,112	14,025	31,617	17,592	125.43%
731302-Licenses & Titles	2,337	355	697	342	96.34%
731401-Fleet Leased Vehicle	7,361,909	9,008,947	6,032,114	(2,976,833)	-33.04%
731402-Fleet Daily Rental	-	100	100	-	0.00%
731403-Vehicle rental - local use	3,825	20,500	15,500	(5,000)	-24.39%
Vehicle Operating Total	15,152,838	15,107,720	13,065,528	(2,042,192)	-13.52%

Fund by Acct

City of Chattanooga
Operational Budget
Fiscal Year 2024

Row Labels	Inc (Dec)				
	Actual FY22	Budget FY23	Proposed FY24	Proposed vs. Budget	% Change
Insurance, Claims, and Damages					
741102-Claims & Damages	280	700	700	-	0.00%
741103-Liability Fund Premium	1,000,000	1,400,000	3,000,000	1,600,000	114.29%
741104-Unemployment Compensation	22,485	100,000	75,000	(25,000)	-25.00%
742402-Building & Content Insurance	316,906	295,501	475,501	180,000	60.91%
742403-Vehicle & Equipment Insurance	-	10,000	19,000	9,000	90.00%
742404-Liability Insurance	41,275	46,800	231,800	185,000	395.30%
742501-Insurance Administrative Cost	199,042	183,480	183,501	21	0.01%
742503-Fidelity & Surety Bonds	6,273	6,850	6,800	(50)	-0.73%
Insurance, Claims, and Damages Total	1,586,261	2,043,331	3,992,302	1,948,971	95.38%
Inventory Costs					
751406-Tires & Tubes	-	-	-	-	0.00%
751407-Vehicle Parts	568	-	-	-	0.00%
751408-Diesel (Bulk fuel tanker load only)	1,970	-	-	-	0.00%
Inventory Costs Total	2,538	-	-	-	0.00%
Capital Assets					
761101-CIP Expense	-	-	-	-	0.00%
761104-CIP Engineer's Testing	8,616	-	-	-	0.00%
761105-CIP Engineering Construction Consulting	74,273	-	-	-	0.00%
761111-CIP Site Development	-	-	-	-	0.00%
761112-CIP Park Development	10,938	410,000	510,000	100,000	24.39%
761113-CIP Recreational Construction	92,500	-	-	-	0.00%
761204-Equipment Purchase	456,263	1,400,000	1,404,000	4,000	0.29%
761205-Vehicle Purchase	30,270	-	-	-	0.00%
761301-Office Machinery & Equipment	-	-	-	-	0.00%
761302-Audio Visual Equipment	40	-	-	-	0.00%
761303-Computer Equipment over 5000	50,878	-	50,000	50,000	0.00%
761306-Surveillance Equipment	-	-	-	-	0.00%
761307-Software Development	-	-	-	-	0.00%
761308-Computer Software over 15000	1,659,560	-	-	-	0.00%
761305-Telephone Equipment	-	-	-	-	0.00%
761206-Computer Software over 15000 (Do not use)	-	-	-	-	0.00%
Capital Assets Total	2,383,338	1,810,000	1,964,000	154,000	8.51%
Capital Outlay					
771102-Gutter Repairs	-	-	-	-	0.00%
771105-Street Repairs	-	-	-	-	0.00%
772102-Building Equipment	5,917	35,000	-	(35,000)	-100.00%
772103-Fire Fighting Equipment	73,781	75,000	-	(75,000)	-100.00%
772104-Grounds Equipment	10,397	-	-	-	0.00%
772105-Heating & Cooling Equipment	135,860	-	-	-	0.00%
772106-Mechanical Equipment	1,567	-	-	-	0.00%
772107-Other Equipment (Under 5000)	78,304	140,000	140,000	-	0.00%
772108-Recreational Equipment	83,554	32,500	-	(32,500)	-100.00%
772109-Office Furniture	45,986	8,500	450	(8,050)	-94.71%
772110-Firearms & Police Protection Equip	1,431,947	50,000	50,000	-	0.00%
772111-Computer Software under 15000	13,354	1,800	-	(1,800)	-100.00%
772112-Computer equipment under 5000	102,158	19,320	12,000	(7,320)	-37.89%
772113-Classroom/Child Care Furniture/Equip	3,800	-	-	-	0.00%
772115-Security Equipment	-	-	-	-	0.00%
772116-Traffic Lights and Equipment	16,217	-	-	-	0.00%

Fund by Acct

City of Chattanooga
Operational Budget
Fiscal Year 2024

Row Labels	Actual FY22	Budget FY23	Proposed FY24	Inc (Dec) Proposed vs.	
				Budget	% Change
772122-Office Equipment (under 5000)	1,764		-	-	0.00%
772201-Carpeting	8,185		-	-	0.00%
772203-Fencing	18,826	10,700	-	(10,700)	-100.00%
772204-Field Lighting	48,864		-	-	0.00%
779999-Budget - Capital Outlay	479,329	1,000,000	1,200,000	200,000	20.00%
772208-Capital Lease Expense	810,427		-	-	0.00%
772118-Medical Equipment	-		-	-	0.00%
772117-Radio Equipment under \$5,000	-		-	-	0.00%
R&R Budgeting GL Account	-		-	-	0.00%
Capital Outlay Total	3,370,236	1,372,820	1,402,450	29,630	2.16%
Other Expenses					
781103-Space Costs	548,956	740,213	797,053	56,840	7.68%
781104-Allocation of Mixed Drink per TCA 57-4-306	2,677,594	3,000,000	2,828,850	(171,150)	-5.71%
781203-Property Taxes	188		250	250	0.00%
781301-Fees, Licenses, & Permits	57,110	55,217	62,115	6,898	12.49%
781303-State Fees Other	55	2,500	-	(2,500)	-100.00%
781309-Technology Cost Allocation to TRF Fund 6531	718,557	651,636	100,000	(551,636)	-84.65%
782201-Awards	25,411	32,816	33,905	1,089	3.32%
782202-Donations	5,050		-	-	0.00%
782204-Safety Incentive Awards	200	1,000	2,300	1,300	130.00%
782209-Other Matching Grants & Contributions	333,925		-	-	0.00%
782210-Program Expense	5,310	257,778	190,778	(67,000)	-25.99%
782216-Employee Relocation Expense	11,873		-	-	0.00%
782220-Sponsorships	14,150	5,000	5,000	-	0.00%
784101-Appropriations	12,370,021	8,411,770	8,106,224	(305,546)	-3.63%
784102-Appropriation to IDB for VW	1,747		-	-	0.00%
783102-Lease Financing Principal (GASB 87)	393,157		-	-	0.00%
783155-Interest Expense (GASB 87)	1,145		-	-	0.00%
781306-Stormwater Mgmt Fees	625,089	680,000	705,000	25,000	3.68%
782207-Pass-through Awards	-		25,000	25,000	0.00%
Other Expenses Total	17,789,537	13,837,930	12,856,475	(981,455)	-7.09%
Operations Total	83,734,626	87,296,931	92,094,554	4,797,623	5.50%
Transfers To					
Other Financing Uses					
811110-Transfer to Heritage Hall	76,985	100,263	100,603	340	0.34%
811114-Transfer to Public Library	7,130,586	7,311,000	7,311,000	-	0.00%
811203-Transfer to Human Services Program	1,359,693	350,000	836,000	486,000	138.86%
811208-Transfer to Regional Planning	2,003,663	2,596,669	2,596,669	-	0.00%
811209-Transfer to Air Pollution Fund	270,820	330,168	330,168	-	0.00%
811210-Transfer to Scenic Cities Beautiful	19,060	57,358	70,583	13,225	23.06%
811303-Transfer to Police Capital	-	600,000	-	(600,000)	-100.00%
811304-Transfer to Gen Gvmt Capital	-	1,405,000	-	(1,405,000)	-100.00%
811307-Transfer to Public Works Capital	4,100,000	70,000	2,500,000	2,430,000	3471.43%
811315-Transfer to Early Learning Capital	-	425,000	-	(425,000)	-100.00%
811601-Transfer to Debt Service	19,924,060	19,878,455	19,975,645	97,190	0.49%
Other Financing Uses Total	34,884,867	33,123,913	33,720,668	596,755	1.80%
Transfers To Total	34,884,867	33,123,913	33,720,668	596,755	1.80%
1100 - General Fund Total	291,883,946	317,000,000	329,000,000	12,000,000	3.79%

Fund by Acct

City of Chattanooga
Operational Budget
Fiscal Year 2024

Row Labels	Actual FY22	Budget FY23	Proposed FY24	Inc (Dec) Proposed vs.	
				Budget	% Change
1100 - Capital Reserves					
Transfers To					
Other Financing Uses					
811302-Transfer to Fire Capital	85,000		-	-	0.00%
811303-Transfer to Police Capital	875,000		-	-	0.00%
811304-Transfer to Gen Gvmt Capital	4,504,345		10,000,000	10,000,000	0.00%
811306-Transfer to Parks & Outdoors Capital	1,386,250		-	-	0.00%
811307-Transfer to Public Works Capital	4,420,655		-	-	0.00%
811310-Transfer to Econ Dev Cap Proj	360,000	33,000,000	-	(33,000,000)	-100.00%
811315-Transfer to Early Learning Capital	325,000		-	-	0.00%
811316-Transfer to City Planning Capital	3,750		-	-	0.00%
811501-Transfer to Fleet Services	450,000		-	-	0.00%
811311-Transfer to Community Dev Capital	815,000		-	-	0.00%
Other Financing Uses Total	13,225,000	33,000,000	10,000,000	(23,000,000)	-69.70%
Transfers To Total	13,225,000	33,000,000	10,000,000	(23,000,000)	-69.70%
1100 - Capital Reserves Total	13,225,000	33,000,000	10,000,000	(23,000,000)	-69.70%
Grand Total	305,108,946	350,000,000	339,000,000	(11,000,000)	-3.14%



City of Chattanooga
Operational Budget
Fiscal Year 2024

Row Labels	Actual FY22	Budget FY23	Proposed FY24	Inc (Dec)	
				Proposed vs. Budget	% Change
1100 - General Fund					
A-General Gov't & Agencies	26,266,609	34,056,887	35,342,325	1,285,438	3.77%
A1 - City Council	728,706	921,139	931,179	10,040	1.09%
A2 - Judges	1,063,634	716,984	636,140	(80,844)	-11.28%
A3 - City Attorney	1,799,867	2,024,043	1,979,240	(44,803)	-2.21%
A4 - Internal Audit	771,828	812,332	862,154	49,822	6.13%
A5 - Information Technology	14,624,404	16,447,433	19,432,147	2,984,714	18.15%
A7 - Purchasing	867,753	1,465,914	1,282,456	(183,458)	-12.51%
AA - Agencies	10,173,623	6,225,000	6,267,500	42,500	0.68%
AQ - Quasi Agencies	13,012,052	12,868,870	13,007,164	138,294	1.07%
1100 - General Fund Total	69,308,476	75,538,602	79,740,305	4,201,703	5.56%
1100 - Capital Reserves					
A-General Gov't & Agencies	13,225,000	33,000,000	10,000,000	(23,000,000)	-69.70%
1100 - Capital Reserves Total	13,225,000	33,000,000	10,000,000	(23,000,000)	-69.70%
Grand Total	82,533,476	108,538,602	89,740,305	(18,798,297)	-17.32%



City of Chattanooga
Operational Budget
Fiscal Year 2024

Row Labels	Actual FY22	Budget FY23	Proposed FY24	Inc (Dec) Requested vs. Budget	% Change
1100 - General Fund					
Personnel					
Salary and Wages	5,924,945	8,099,525	8,163,270	63,745	0.79%
Fringe Benefits	3,036,153	4,390,151	3,849,213	(540,938)	-12.32%
Personnel Total	8,961,098	12,489,676	12,012,483	(477,193)	-3.82%
Operations					
Services	9,524,881	14,254,369	17,322,316	3,067,947	21.52%
Materials & Supplies	(5,925)	139,889	219,739	79,850	57.08%
Travel Expense	23,643	43,305	39,005	(4,300)	-9.93%
Vehicle Operating	134,519	278,448	221,993	(56,455)	-20.27%
Insurance, Claims, and Damages	1,023,915	1,501,150	3,261,100	1,759,950	117.24%
Capital Assets	1,713,332		50,000	50,000	0.00%
Capital Outlay	922,772	1,012,000	1,212,450	200,450	19.81%
Other Expenses	16,244,436	12,753,210	11,751,134	(1,002,076)	-7.86%
Operations Total	29,581,571	29,982,371	34,077,737	4,095,366	13.66%
Transfers To					
Other Financing Uses	30,765,807	33,066,555	33,650,085	583,530	1.76%
Transfers To Total	30,765,807	33,066,555	33,650,085	583,530	1.76%
1100 - General Fund Total	69,308,476	75,538,602	79,740,305	4,201,703	5.56%
1100 - Capital Reserves					
Transfers To					
Other Financing Uses	13,225,000	33,000,000	10,000,000	(23,000,000)	-69.70%
Transfers To Total	13,225,000	33,000,000	10,000,000	(23,000,000)	-69.70%
1100 - Capital Reserves Total	13,225,000	33,000,000	10,000,000	(23,000,000)	-69.70%
Grand Total	82,533,476	108,538,602	89,740,305	(18,798,297)	-17.32%



City of Chattanooga
Operational Budget
Fiscal Year 2024

Row Labels	Actual FY22	Budget FY23	Proposed FY24	Inc (Dec)	
				Requested vs. Budget	% Change
1100 - General Fund					
Personnel					
Salary and Wages					
601101-Regular Employees	5,210,000	7,245,764	7,086,606	(159,158)	-2.20%
601102-Temporary Staffing	8,887		-	-	0.00%
601103-Part Time Employees	19,574	36,278	37,173	895	2.47%
601199-Budget - Attrition (Salary)	-	(91,001)	(250,000)	(158,999)	174.72%
601201-Overtime	16,512		2,000	2,000	0.00%
601202-Compensatory Time	544		-	-	0.00%
602101-Uniform Allowance	1,000	2,000	-	(2,000)	-100.00%
602103-Auto Allowance	2,400	1,200	-	(1,200)	-100.00%
602105-Cellphone Allowance	30,440	51,990	46,512	(5,478)	-10.54%
602204-COVID Vaccine Incentive	9,360		-	-	0.00%
602301-Personal Leave	496,440		-	-	0.00%
602303-Final Leave Payout	33,028		-	-	0.00%
602304-Longevity	48,075	52,725	53,640	915	1.74%
602306-Call Back Pay	6,734		7,000	7,000	0.00%
602307-On Call Pay	434		5,200	5,200	0.00%
602308-Bereavement Pay	4,163		-	-	0.00%
602309-Holiday Pay	37,351		-	-	0.00%
602399-Payroll Suspense	3		-	-	0.00%
609999-Budget - Salaries & Wages	-	800,569	1,175,139	374,570	46.79%
Salary and Wages Total	5,924,945	8,099,525	8,163,270	63,745	0.79%
Fringe Benefits					
611101-FICA (OASDI)	343,138	447,414	440,772	(6,642)	-1.48%
611102-Medicare	81,663	106,401	104,715	(1,686)	-1.58%
611199-Budget - Attrition (Benefits)	-	(20,000)	(150,000)	(130,000)	650.00%
611201-General Pension	1,212,025	1,528,973	1,504,312	(24,661)	-1.61%
611206-Other Post-employment Benefits (Civilian)	371,093	475,264	394,395	(80,869)	-17.02%
611301-Hospitalization	825,075	1,591,386	1,179,857	(411,529)	-25.86%
611302-Life Insurance Benefit	4,737	7,735	4,894	(2,841)	-36.73%
611303-Long-Term Disability	6,965	16,192	22,781	6,589	40.69%
611304-Health Savings Accounts	63,472	47,642	106,908	59,266	124.40%
611402-Employee Health Savings Acct	36		50	50	0.00%
611403-On-site Medical Program	127,950	189,144	164,950	(24,194)	-12.79%
611404-On-site Facility	-		14,280	14,280	0.00%
619999-Budget - Fringe Benefits			61,299	61,299	0.00%
Fringe Benefits Total	3,036,153	4,390,151	3,849,213	(540,938)	-12.32%
Personnel Total	8,961,098	12,489,676	12,012,483	(477,193)	-3.82%
Operations					
Services					
701102-Auditing & Accounting Services	117,800	170,000	175,320	5,320	3.13%
701103-Consultant Fees	73,120	50,000	50,000	-	0.00%
701104-Court Reporter & Transcriber Fees	369		-	-	0.00%
701109-Legal Services	129,127		-	-	0.00%
701110-Veterinary Services	1,173		-	-	0.00%
701111-IT Hosting & Managed Services	20,683	100,000	117,000	17,000	17.00%
701208-On-the-Job Injury Claims	1,163		-	-	0.00%
702103-Exterminating Service	375		750	750	0.00%
702203-Circuit Board Repair	-	2,000	-	(2,000)	-100.00%
702204-Contracted Repair Service	10,242		5,000	5,000	0.00%

City of Chattanooga
Operational Budget
Fiscal Year 2024

Row Labels	Actual FY22	Budget FY23	Proposed FY24	Inc (Dec)	
				Requested vs. Budget	% Change
702212-HVAC	190		-	-	0.00%
702219-Street Light Maintenance	27,166	225,000	200,000	(25,000)	-11.11%
702221-IT Maintenance	31,766	46,165	10,000	(36,165)	-78.34%
702222-Cabling & Installation	-	7,500	7,500	-	0.00%
702225-IT Maintenance - Licensing	2,208,032	3,033,679	3,474,951	441,272	14.55%
702226-IT Maintenance - Hosting	360,754	521,720	2,332,365	1,810,645	347.05%
702227-IT Maintenance - Support Maintenance	736,499	595,614	1,454,649	859,035	144.23%
702230-Technology Repair Services	-		3,000	3,000	0.00%
703101-Electricity	19,169	32,500	29,800	(2,700)	-8.31%
703102-Natural Gas	1,437	1,000	1,300	300	30.00%
703103-Water	708	800	600	(200)	-25.00%
703105-Street Lighting	2,594,327	2,820,000	2,800,000	(20,000)	-0.71%
703106-Traffic Lighting	81,836	115,000	115,000	-	0.00%
703107-Electricity Plant Charges Acct # 30-0039.000 Lin	382,736	144,000	140,000	(4,000)	-2.78%
703109-Sewer	920	1,100	1,100	-	0.00%
703202-Cellular Phone Service	6,942	2,500	3,400	900	36.00%
703206-Air Cards	29,350	26,700	28,200	1,500	5.62%
703207-Digital Connectivity	1,001,913	1,250,000	1,279,760	29,760	2.38%
704104-Equipment Rental	453		7,500	7,500	0.00%
704105-Property Rental	(14,092)	178,536	182,400	3,864	2.16%
704106-Dumpster Rental	-	1,000	1,000	-	0.00%
704108-Office Machine Rental	16,346	16,500	16,200	(300)	-1.82%
704201-Advertising	51,408	55,353	60,253	4,900	8.85%
704209-Copying	236		2,200	2,200	0.00%
704210-Printing	2,060	15,660	15,660	-	0.00%
704211-Court Costs	1,052	1,000	1,000	-	0.00%
704215-Security Services	1,276		1,500	1,500	0.00%
704217-Photographic Services	794	609	609	-	0.00%
704220-Instructors	2,178		-	-	0.00%
704228-Translation Service	27		-	-	0.00%
704304-Contractual Personnel Services	19,326	100,000	100,000	-	0.00%
704306-Dues	108,714	14,995	17,520	2,525	16.84%
704308-Local Transportation	22		-	-	0.00%
704309-Meeting Expense	12,631	4,700	13,200	8,500	180.85%
704310-Local Mileage	1,432	250	1,250	1,000	400.00%
704311-Miscellaneous Services	1,904		-	-	0.00%
704312-Other Contracted Service	739,790	381,335	496,529	115,194	30.21%
704313-Recording Documents	331	400	600	200	50.00%
704315-Waste Disposal	688		-	-	0.00%
704317-Contracted Operations	802		-	-	0.00%
704319-Parking	1,703	1,950	5,650	3,700	189.74%
704320-Link2Gov Internet Fee	-	1,800	1,800	-	0.00%
704340-Shredding and Recycling Services	357	440	590	150	34.09%
704341-Council District Reimbursement	-	54,000	54,000	-	0.00%
704342-IT Contracted Personnel	640,229	650,000	650,000	-	0.00%
704347-Agency Contracted Services	-	129,950	-	(129,950)	-100.00%
704499-Incomplete Expense Allocation	1,103		-	-	0.00%
704501-Freight, Express & Drayage	-	1,550	350	(1,200)	-77.42%
704502-Postage	31,834	33,400	34,030	630	1.89%
704503-Warehouse Storage and Delivery	39,027	50,000	50,000	-	0.00%
704601-Local Registration Fees	6,731	3,200	6,400	3,200	100.00%
704602-Training Costs	5,645	30,500	30,500	-	0.00%
704603-Tuition & Books	13,000	30,000	30,000	-	0.00%
704702-Bank Service Charges	1		-	-	0.00%

City of Chattanooga
Operational Budget
Fiscal Year 2024

Row Labels	Actual FY22	Budget FY23	Proposed FY24	Inc (Dec)	
				Requested vs. Budget	% Change
704705-Credit Card Use Charge	77	50	50	-	0.00%
709998-Budget - Contingency	-	3,351,913	3,311,830	(40,083)	-1.20%
Services Total	9,524,881	14,254,369	17,322,316	3,067,947	21.52%
Materials & Supplies					
711101-Audio Visual Supplies	336	590	590	-	0.00%
711102-Books	196	85	85	-	0.00%
711104-Forms & Printed Material	14,652	12,500	12,500	-	0.00%
711105-Instructional Materials & Supplies	86	-	-	-	0.00%
711106-Library Supplies	37,066	48,250	50,250	2,000	4.15%
711107-Newspapers	668	1,520	1,420	(100)	-6.58%
711108-Periodicals, Publications	4,800	3,650	3,650	-	0.00%
711109-Office Supplies & Stationery	11,205	18,314	17,714	(600)	-3.28%
711110-Technology Accessories & Supplies	7,943	4,650	21,750	17,100	367.74%
711111-Printer Toner Cartridges	514	1,620	2,820	1,200	74.07%
712108-Other Constr & Bldg Materials	33	-	-	-	0.00%
712109-Paint	346	3,000	1,000	(2,000)	-66.67%
712110-Pipe & Fittings	911	2,000	-	(2,000)	-100.00%
713104-Filters, Misc	1,856	-	3,600	3,600	0.00%
713109-Repair Parts	-	500	-	(500)	-100.00%
714106-Cleaning Supplies	-	110	110	-	0.00%
714107-Clothing	1,336	1,000	2,250	1,250	125.00%
714108-Cultural Arts Supplies	-	100	100	-	0.00%
714109-Data Processing Supplies	526	-	-	-	0.00%
714111-Electrical Supplies, Bulbs, Etc	5,186	5,000	50,000	45,000	900.00%
714112-Electronic Parts	(169,793)	9,000	30,000	21,000	233.33%
714117-Food & Ice	16,369	6,500	12,150	5,650	86.92%
714120-Hardware, Nails, Small Tools	1,497	2,500	1,200	(1,300)	-52.00%
714122-Kitchen & Dining Room Supplies	96	300	300	-	0.00%
714126-Other Materials & Supplies	3,007	12,250	3,450	(8,800)	-71.84%
714129-Safety Equipment	18,470	2,000	1,000	(1,000)	-50.00%
714130-Safety Shoes	184	2,000	1,200	(800)	-40.00%
714135-Locks & Key supplies	-	100	-	(100)	-100.00%
714137-Thermoplastic	8,752	-	-	-	0.00%
714143-Event Planning, Services and Catering	27,076	750	1,000	250	33.33%
714144-Batteries	-	600	600	-	0.00%
714150-Promotional Items	758	1,000	1,000	-	0.00%
Materials & Supplies Total	(5,925)	139,889	219,739	79,850	57.08%
Travel Expense					
721101-Out-of-town Mileage	-	1,700	1,700	-	0.00%
721102-Transportation	5,810	9,850	6,350	(3,500)	-35.53%
721103-Auto Rental	1,332	400	400	-	0.00%
721201-Hotels	6,499	12,535	12,535	-	0.00%
721202-Meals	2,490	5,655	6,655	1,000	17.68%
721301-Registration Fees	6,869	12,200	10,400	(1,800)	-14.75%
721302-Other Travel Expenses	644	965	965	-	0.00%
Travel Expense Total	23,643	43,305	39,005	(4,300)	-9.93%
Vehicle Operating					
731101-Diesel Fuel	949	20,000	1,500	(18,500)	-92.50%
731102-Gasoline	24,481	25,100	43,500	18,400	73.31%
731203-Vehicle Labor	5,694	300	7,800	7,500	2500.00%
731204-Vehicle Parts & Supplies	8,839	300	2,800	2,500	833.33%

City of Chattanooga
Operational Budget
Fiscal Year 2024

Row Labels	Actual FY22	Budget FY23	Proposed FY24	Inc (Dec) Requested vs.	
				Budget	% Change
731301-Car Wash	44	39	100	61	156.41%
731401-Fleet Leased Vehicle	94,512	232,609	166,193	(66,416)	-28.55%
731402-Fleet Daily Rental	-	100	100	-	0.00%
Vehicle Operating Total	134,519	278,448	221,993	(56,455)	-20.27%
Insurance, Claims, and Damages					
741103-Liability Fund Premium	1,000,000	1,400,000	3,000,000	1,600,000	114.29%
741104-Unemployment Compensation	22,485	100,000	75,000	(25,000)	-25.00%
742402-Building & Content Insurance	30	-	-	-	0.00%
742404-Liability Insurance	-	-	185,000	185,000	0.00%
742501-Insurance Administrative Cost	200	-	-	-	0.00%
742503-Fidelity & Surety Bonds	1,200	1,150	1,100	(50)	-4.35%
Insurance, Claims, and Damages Total	1,023,915	1,501,150	3,261,100	1,759,950	117.24%
Capital Assets					
761204-Equipment Purchase	11,840	-	-	-	0.00%
761303-Computer Equipment over 5000	41,932	-	50,000	50,000	0.00%
761308-Computer Software over 15000	1,659,560	-	-	-	0.00%
Capital Assets Total	1,713,332	-	50,000	50,000	0.00%
Capital Outlay					
772107-Other Equipment (Under 5000)	730	-	-	-	0.00%
772109-Office Furniture	1,382	-	450	450	0.00%
772111-Computer Software under 15000	6,400	-	-	-	0.00%
772112-Computer equipment under 5000	10,754	12,000	12,000	-	0.00%
772116-Traffic Lights and Equipment	1,721	-	-	-	0.00%
772122-Office Equipment (under 5000)	247	-	-	-	0.00%
772208-Capital Lease Expense	422,210	-	-	-	0.00%
779999-Budget - Capital Outlay	479,329	1,000,000	1,200,000	200,000	20.00%
Capital Outlay Total	922,772	1,012,000	1,212,450	200,450	19.81%
Other Expenses					
781104-Allocation of Mixed Drink per TCA 57-4-306	2,677,594	3,000,000	2,828,850	(171,150)	-5.71%
781301-Fees, Licenses, & Permits	4,877	5,300	4,670	(630)	-11.89%
781306-Stormwater Mgmt Fees	625,089	680,000	705,000	25,000	3.68%
781309-Technology Cost Allocation to TRF Fund 6531	42,525	650,000	100,000	(550,000)	-84.62%
782201-Awards	528	1,140	1,390	250	21.93%
782202-Donations	2,500	-	-	-	0.00%
782209-Other Matching Grants & Contributions	333,925	-	-	-	0.00%
782220-Sponsorships	13,550	5,000	5,000	-	0.00%
783102-Lease Financing Principal (GASB 87)	171,468	-	-	-	0.00%
783155-Interest Expense (GASB 87)	612	-	-	-	0.00%
784101-Appropriations	12,370,021	8,411,770	8,106,224	(305,546)	-3.63%
784102-Appropriation to IDB for VW	1,747	-	-	-	0.00%
Other Expenses Total	16,244,436	12,753,210	11,751,134	(1,002,076)	-7.86%
Operations Total	29,581,571	29,982,371	34,077,737	4,095,366	13.66%
Transfers To					
Other Financing Uses					
811110-Transfer to Heritage Hall	76,985	100,263	100,603	340	0.34%
811114-Transfer to Public Library	7,130,586	7,311,000	7,311,000	-	0.00%
811203-Transfer to Human Services Program	1,359,693	350,000	836,000	486,000	138.86%
811208-Transfer to Regional Planning	2,003,663	2,596,669	2,596,669	-	0.00%

City of Chattanooga
Operational Budget
Fiscal Year 2024

Row Labels	Actual FY22	Budget FY23	Proposed FY24	Inc (Dec)	
				Requested vs. Budget	% Change
811209-Transfer to Air Pollution Fund	270,820	330,168	330,168	-	0.00%
811303-Transfer to Police Capital	-	600,000	-	(600,000)	-100.00%
811304-Transfer to Gen Gvmt Capital	-	1,405,000	-	(1,405,000)	-100.00%
811307-Transfer to Public Works Capital	-	70,000	2,500,000	2,430,000	3471.43%
811315-Transfer to Early Learning Capital	-	425,000	-	(425,000)	-100.00%
811601-Transfer to Debt Service	19,924,060	19,878,455	19,975,645	97,190	0.49%
Other Financing Uses Total	30,765,807	33,066,555	33,650,085	583,530	1.76%
Transfers To Total	30,765,807	33,066,555	33,650,085	583,530	1.76%
1100 - General Fund Total	69,308,476	75,538,602	79,740,305	4,201,703	5.56%
1100 - Capital Reserves					
Transfers To					
Other Financing Uses					
811302-Transfer to Fire Capital	85,000		-	-	0.00%
811303-Transfer to Police Capital	875,000		-	-	0.00%
811304-Transfer to Gen Gvmt Capital	4,504,345		10,000,000	10,000,000	0.00%
811306-Transfer to Parks & Outdoors Capital	1,386,250		-	-	0.00%
811307-Transfer to Public Works Capital	4,420,655		-	-	0.00%
811310-Transfer to Econ Dev Cap Proj	360,000	33,000,000	-	(33,000,000)	-100.00%
811311-Transfer to Community Dev Capital	815,000		-	-	0.00%
811315-Transfer to Early Learning Capital	325,000		-	-	0.00%
811316-Transfer to City Planning Capital	3,750		-	-	0.00%
811501-Transfer to Fleet Services	450,000		-	-	0.00%
Other Financing Uses Total	13,225,000	33,000,000	10,000,000	(23,000,000)	-69.70%
Transfers To Total	13,225,000	33,000,000	10,000,000	(23,000,000)	-69.70%
1100 - Capital Reserves Total	13,225,000	33,000,000	10,000,000	(23,000,000)	-69.70%
Grand Total	82,533,476	108,538,602	89,740,305	(18,798,297)	-17.32%



City of Chattanooga
Operational Budget
Fiscal Year 2024

Row Labels	Actual FY22	Budget FY23	Proposed FY24	Inc (Dec) Proposed vs. Budget	% Change
1100 - General Fund					
A-General Gov't & Agencies					
CC_A12002 - Approp Debt Service Fund	19,924,060	19,878,455	19,975,645	97,190	0.49%
CC_A12003 - Approp Capital Improvements	-	2,500,000	2,500,000	-	0.00%
CC_A20001 - Election Expense	198,658	25,000	50,000	25,000	100.00%
CC_A20201 - City Code Revision	1,598	15,000	15,000	-	0.00%
CC_A20301 - Unemployment Insurance	22,485	100,000	75,000	(25,000)	-25.00%
CC_A20401 - Contingency Fund Appropriation	215,929	4,480,432	4,311,830	(168,602)	-3.76%
CC_A20404 - HCS EdConnect	333,925	-	-	-	0.00%
CC_A20405 - EPB (Low Income Renovation for Energy Efficiencies)	300,000	-	-	-	0.00%
CC_A20407 - Agency Contracted Services	-	(247,950)	-	247,950	-100.00%
CC_A20501 - R&R Finance	414,935	10,000	1,200,000	1,190,000	11900.00%
CC_A20502 - R&R Police	-	120,000	-	(120,000)	-100.00%
CC_A20503 - R&R Public Works	-	160,000	-	(160,000)	-100.00%
CC_A20506 - R&R Community Development	-	5,000	-	(5,000)	-100.00%
CC_A20508 - R&R Fire	-	400,000	-	(400,000)	-100.00%
CC_A20510 - R&R Information Technology	-	100,000	-	(100,000)	-100.00%
CC_A20513 - R&R City Attorney	-	20,000	-	(20,000)	-100.00%
CC_A20520 - R&R Parks & Outdoors	64,393	185,000	-	(185,000)	-100.00%
CC_A20601 - Audits & Dues & Surveys	119,747	170,000	175,000	5,000	2.94%
CC_A20602 - Intergovernmental Relations	352,102	374,950	375,000	50	0.01%
CC_A20603 - City Water Quality Mgmt Fees	625,089	680,000	705,000	25,000	3.68%
CC_A20604 - Liability Insurance Premiums	1,000,000	1,400,000	3,000,000	1,600,000	114.29%
CC_A20607 - Education per TCA 57 4 306	2,677,594	3,000,000	2,828,850	(171,150)	-5.71%
CC_A20609 - ESIP Administration	3,093	6,000	6,000	-	0.00%
CC_A20611 - Technology Replacement Fund (TRF) Allocation	-	650,000	100,000	(550,000)	-84.62%
CC_A20901 - TAP General Government	13,000	25,000	25,000	-	0.00%
A-General Gov't & Agencies Total	26,266,609	34,056,887	35,342,325	1,285,438	3.77%
1100 - General Fund Total	26,266,609	34,056,887	35,342,325	1,285,438	3.77%
1100 - Capital Reserves					
A-General Gov't & Agencies					
CC_A12010 - Approp Capital Improvements {Reserves}	13,225,000	33,000,000	10,000,000	(23,000,000)	-69.70%
A-General Gov't & Agencies Total	13,225,000	33,000,000	10,000,000	(23,000,000)	-69.70%
1100 - Capital Reserves Total	13,225,000	33,000,000	10,000,000	(23,000,000)	-69.70%
Grand Total	39,491,609	67,056,887	45,342,325	(21,714,562)	-32.38%



City of Chattanooga
Operational Budget
Fiscal Year 2024

Row Labels	Actual FY22	Budget FY23	Proposed FY24	Inc (Dec)	
				Requested vs. Budget	% Change
1100 - General Fund					
A-General Gov't & Agencies					
Personnel					
Salary and Wages	-	800,569	1,000,000	199,431	24.91%
Personnel Total	-	800,569	1,000,000	199,431	24.91%
Operations					
Services	1,116,254	4,041,863	3,951,830	(90,033)	-2.23%
Materials & Supplies	43,783		-	-	0.00%
Insurance, Claims, and Damages	1,022,685	1,500,000	3,075,000	1,575,000	105.00%
Capital Outlay	479,329	1,000,000	1,200,000	200,000	20.00%
Other Expenses	3,680,498	4,336,000	3,639,850	(696,150)	-16.06%
Operations Total	6,342,549	10,877,863	11,866,680	988,817	9.09%
Transfers To					
Other Financing Uses	19,924,060	22,378,455	22,475,645	97,190	0.43%
Transfers To Total	19,924,060	22,378,455	22,475,645	97,190	0.43%
A-General Gov't & Agencies Total	26,266,609	34,056,887	35,342,325	1,285,438	3.77%
1100 - General Fund Total	26,266,609	34,056,887	35,342,325	1,285,438	3.77%
1100 - Capital Reserves					
A-General Gov't & Agencies					
Transfers To					
Other Financing Uses	13,225,000	33,000,000	10,000,000	(23,000,000)	-69.70%
Transfers To Total	13,225,000	33,000,000	10,000,000	(23,000,000)	-69.70%
A-General Gov't & Agencies Total	13,225,000	33,000,000	10,000,000	(23,000,000)	-69.70%
1100 - Capital Reserves Total	13,225,000	33,000,000	10,000,000	(23,000,000)	-69.70%
Grand Total	39,491,609	67,056,887	45,342,325	(21,714,562)	-32.38%



City of Chattanooga
Operational Budget
Fiscal Year 2024

Row Labels	Actual FY22	Budget FY23	Proposed FY24	Inc (Dec)	
				Requested vs. Budget	% Change
1100 - General Fund					
Personnel					
Salary and Wages					
609999-Budget - Salaries & Wages	-	800,569	1,000,000	199,431	24.91%
Salary and Wages Total	-	800,569	1,000,000	199,431	24.91%
Personnel Total	-	800,569	1,000,000	199,431	24.91%
Operations					
Services					
701102-Auditing & Accounting Services	117,800	170,000	175,000	5,000	2.94%
701103-Consultant Fees	55,600		-	-	0.00%
701109-Legal Services	129,127		-	-	0.00%
704104-Equipment Rental	40		-	-	0.00%
704210-Printing	1,598	15,000	15,000	-	0.00%
704215-Security Services	1,276		-	-	0.00%
704306-Dues	96,073		-	-	0.00%
704309-Meeting Expense	3,740		-	-	0.00%
704312-Other Contracted Service	697,198	350,000	425,000	75,000	21.43%
704317-Contracted Operations	802		-	-	0.00%
704347-Agency Contracted Services	-	129,950	-	(129,950)	-100.00%
704603-Tuition & Books	13,000	25,000	25,000	-	0.00%
709998-Budget - Contingency	-	3,351,913	3,311,830	(40,083)	-1.20%
Services Total	1,116,254	4,041,863	3,951,830	(90,033)	-2.23%
Materials & Supplies					
711109-Office Supplies & Stationery	935		-	-	0.00%
714129-Safety Equipment	16,348		-	-	0.00%
714143-Event Planning, Services and Catering	26,500		-	-	0.00%
Materials & Supplies Total	43,783		-	-	0.00%
Insurance, Claims, and Damages					
741103-Liability Fund Premium	1,000,000	1,400,000	3,000,000	1,600,000	114.29%
741104-Unemployment Compensation	22,485	100,000	75,000	(25,000)	-25.00%
742501-Insurance Administrative Cost	200		-	-	0.00%
Insurance, Claims, and Damages Total	1,022,685	1,500,000	3,075,000	1,575,000	105.00%
Capital Outlay					
779999-Budget - Capital Outlay	479,329	1,000,000	1,200,000	200,000	20.00%
Capital Outlay Total	479,329	1,000,000	1,200,000	200,000	20.00%
Other Expenses					
781104-Allocation of Mixed Drink per TCA 57-4-306	2,677,594	3,000,000	2,828,850	(171,150)	-5.71%
781306-Stormwater Mgmt Fees	625,089	680,000	705,000	25,000	3.68%
781309-Technology Cost Allocation to TRF Fund 6531	-	650,000	100,000	(550,000)	-84.62%
782202-Donations	2,500		-	-	0.00%
782209-Other Matching Grants & Contributions	333,925		-	-	0.00%
782220-Sponsorships	13,550		-	-	0.00%
784101-Appropriations	26,093	6,000	6,000	-	0.00%
784102-Appropriation to IDB for VW	1,747		-	-	0.00%
Other Expenses Total	3,680,498	4,336,000	3,639,850	(696,150)	-16.06%
Operations Total	6,342,549	10,877,863	11,866,680	988,817	9.09%

City of Chattanooga
Operational Budget
Fiscal Year 2024

Row Labels	Actual FY22	Budget FY23	Proposed FY24	Inc (Dec)	
				Requested vs. Budget	% Change
Transfers To					
Other Financing Uses					
811303-Transfer to Police Capital	-	600,000	-	(600,000)	-100.00%
811304-Transfer to Gen Gvmt Capital	-	1,405,000	-	(1,405,000)	-100.00%
811307-Transfer to Public Works Capital	-	70,000	2,500,000	2,430,000	3471.43%
811315-Transfer to Early Learning Capital	-	425,000	-	(425,000)	-100.00%
811601-Transfer to Debt Service	19,924,060	19,878,455	19,975,645	97,190	0.49%
Other Financing Uses Total	19,924,060	22,378,455	22,475,645	97,190	0.43%
Transfers To Total	19,924,060	22,378,455	22,475,645	97,190	0.43%
1100 - General Fund Total	26,266,609	34,056,887	35,342,325	1,285,438	3.77%
1100 - Capital Reserves					
Transfers To					
Other Financing Uses					
811302-Transfer to Fire Capital	85,000		-	-	0.00%
811303-Transfer to Police Capital	875,000		-	-	0.00%
811304-Transfer to Gen Gvmt Capital	4,504,345		10,000,000	10,000,000	0.00%
811306-Transfer to Parks & Outdoors Capital	1,386,250		-	-	0.00%
811307-Transfer to Public Works Capital	4,420,655		-	-	0.00%
811310-Transfer to Econ Dev Cap Proj	360,000	33,000,000	-	(33,000,000)	-100.00%
811311-Transfer to Community Dev Capital	815,000		-	-	0.00%
811315-Transfer to Early Learning Capital	325,000		-	-	0.00%
811316-Transfer to City Planning Capital	3,750		-	-	0.00%
811501-Transfer to Fleet Services	450,000		-	-	0.00%
Other Financing Uses Total	13,225,000	33,000,000	10,000,000	(23,000,000)	-69.70%
Transfers To Total	13,225,000	33,000,000	10,000,000	(23,000,000)	-69.70%
1100 - Capital Reserves Total	13,225,000	33,000,000	10,000,000	(23,000,000)	-69.70%
Grand Total	39,491,609	67,056,887	45,342,325	(21,714,562)	-32.38%

City of Chattanooga
Operational Budget
Fiscal Year 2024

Row Labels	Actual FY22	Budget FY23	Proposed FY24	Inc (Dec) Proposed vs. Budget	% Change
1100 - General Fund					
A1 - City Council					
CC_A00101 - City Council	717,235	867,139	877,179	10,040	1.16%
CC_A00102 - Council District Expenses	11,471	54,000	54,000	-	0.00%
A1 - City Council Total	728,706	921,139	931,179	10,040	1.09%



City of Chattanooga
Operational Budget
Fiscal Year 2024

Row Labels	Actual FY22	Budget FY23	Proposed FY24	Inc (Dec)	
				Requested vs. Budget	% Change
1100 - General Fund					
A1 - City Council					
Personnel					
Salary and Wages	371,785	410,175	405,286	(4,889)	-1.19%
Fringe Benefits	228,838	301,123	249,433	(51,690)	-17.17%
Personnel Total	600,623	711,298	654,719	(56,579)	-7.95%
Operations					
Services	90,768	192,832	254,451	61,619	31.95%
Materials & Supplies	17,114	9,299	14,299	5,000	53.77%
Travel Expense	10,503	2,240	2,240	-	0.00%
Vehicle Operating	-	100	100	-	0.00%
Insurance, Claims, and Damages	850	300	300	-	0.00%
Capital Outlay	3,930		-	-	0.00%
Other Expenses	4,919	5,070	5,070	-	0.00%
Operations Total	128,083	209,841	276,460	66,619	31.75%
A1 - City Council Total	728,706	921,139	931,179	10,040	1.09%



City of Chattanooga
Operational Budget
Fiscal Year 2024

Row Labels	Actual FY22	Budget FY23	Proposed FY24	Inc (Dec)	
				Requested vs. Budget	% Change
1100 - General Fund					
A1 - City Council					
Personnel					
Salary and Wages					
601101-Regular Employees	357,141	408,300	399,887	(8,413)	-2.06%
601201-Overtime	11		-	-	0.00%
602204-COVID Vaccine Incentive	570		-	-	0.00%
602301-Personal Leave	10,783		-	-	0.00%
602304-Longevity	1,575	1,875	1,350	(525)	-28.00%
602309-Holiday Pay	1,704		-	-	0.00%
609999-Budget - Salaries & Wages			4,049	4,049	0.00%
Salary and Wages Total	371,785	410,175	405,286	(4,889)	-1.19%
Fringe Benefits					
611101-FICA (OASDI)	21,460	25,433	24,874	(559)	-2.20%
611102-Medicare	5,019	5,950	5,817	(133)	-2.24%
611201-General Pension	77,789	85,890	84,022	(1,868)	-2.17%
611301-Hospitalization	86,393	138,353	84,394	(53,959)	-39.00%
611302-Life Insurance Benefit	389	451	369	(82)	-18.18%
611303-Long-Term Disability	481	1,304	1,391	87	6.67%
611304-Health Savings Accounts	-		10,048	10,048	0.00%
611403-On-site Medical Program	13,252	17,040	13,632	(3,408)	-20.00%
619999-Budget - Fringe Benefits			1,417	1,417	0.00%
611206-Other Post-employment Benefits (Civilian)	24,055	26,702	22,029	(4,673)	-17.50%
611404-On-site Facility	-		1,440	1,440	0.00%
Fringe Benefits Total	228,838	301,123	249,433	(51,690)	-17.17%
Personnel Total	600,623	711,298	654,719	(56,579)	-7.95%
Operations					
Services					
701208-On-the-Job Injury Claims	3		-	-	0.00%
703202-Cellular Phone Service	4,398	2,500	2,500	-	0.00%
703206-Air Cards	2,846	500	500	-	0.00%
704104-Equipment Rental	-		7,500	7,500	0.00%
704108-Office Machine Rental	4,202	3,500	3,500	-	0.00%
704201-Advertising	4,852	3,353	3,353	-	0.00%
704210-Printing	403	60	60	-	0.00%
704215-Security Services	-		1,500	1,500	0.00%
704217-Photographic Services	794	609	609	-	0.00%
704304-Contractual Personnel Services	19,326	100,000	100,000	-	0.00%
704306-Dues	70	75	300	225	300.00%
704309-Meeting Expense	6,281	3,000	10,000	7,000	233.33%
704310-Local Mileage	1,432	200	200	-	0.00%
704311-Miscellaneous Services	1,773		-	-	0.00%
704312-Other Contracted Service	42,592	23,335	66,529	43,194	185.10%
704319-Parking	-	1,200	3,400	2,200	183.33%
704341-Council District Reimbursement	-	54,000	54,000	-	0.00%
704499-Incomplete Expense Allocation	728		-	-	0.00%
704502-Postage	5		-	-	0.00%
704601-Local Registration Fees	1,015	500	500	-	0.00%
704602-Training Costs	50		-	-	0.00%
Services Total	90,768	192,832	254,451	61,619	31.95%

Dept by Acct

City of Chattanooga
Operational Budget
Fiscal Year 2024

Row Labels	Actual FY22	Budget FY23	Proposed FY24	Inc (Dec)	
				Requested vs. Budget	% Change
Materials & Supplies					
711101-Audio Visual Supplies	-	250	250	-	0.00%
711102-Books	-	85	85	-	0.00%
711107-Newspapers	408	700	700	-	0.00%
711108-Periodicals, Publications	-	50	50	-	0.00%
711109-Office Supplies & Stationery	1,525	2,214	2,214	-	0.00%
711110-Technology Accessories & Supplies	41	-	-	-	0.00%
711111-Printer Toner Cartridges	-	600	600	-	0.00%
714108-Cultural Arts Supplies	-	100	100	-	0.00%
714112-Electronic Parts	19	-	-	-	0.00%
714117-Food & Ice	14,648	5,000	10,000	5,000	100.00%
714122-Kitchen & Dining Room Supplies	70	300	300	-	0.00%
714150-Promotional Items	404	-	-	-	0.00%
Materials & Supplies Total	17,114	9,299	14,299	5,000	53.77%
Travel Expense					
721101-Out-of-town Mileage	-	300	300	-	0.00%
721102-Transportation	1,206	-	-	-	0.00%
721103-Auto Rental	586	400	400	-	0.00%
721201-Hotels	2,902	535	535	-	0.00%
721202-Meals	1,405	305	305	-	0.00%
721301-Registration Fees	4,170	600	600	-	0.00%
721302-Other Travel Expenses	234	100	100	-	0.00%
Travel Expense Total	10,503	2,240	2,240	-	0.00%
Vehicle Operating					
731402-Fleet Daily Rental	-	100	100	-	0.00%
Vehicle Operating Total	-	100	100	-	0.00%
Insurance, Claims, and Damages					
742503-Fidelity & Surety Bonds	850	300	300	-	0.00%
Insurance, Claims, and Damages Total	850	300	300	-	0.00%
Capital Outlay					
772109-Office Furniture	378	-	-	-	0.00%
772112-Computer equipment under 5000	3,304	-	-	-	0.00%
772122-Office Equipment (under 5000)	247	-	-	-	0.00%
Capital Outlay Total	3,930	-	-	-	0.00%
Other Expenses					
781301-Fees, Licenses, & Permits	59	70	70	-	0.00%
781309-Technology Cost Allocation to TRF Fund 653	4,860	-	-	-	0.00%
782220-Sponsorships	-	5,000	5,000	-	0.00%
Other Expenses Total	4,919	5,070	5,070	-	0.00%
Operations Total	128,083	209,841	276,460	66,619	31.75%
A1 - City Council Total	728,706	921,139	931,179	10,040	1.09%

City of Chattanooga
Operational Budget
Fiscal Year 2024

Row Labels	Actual FY22	Budget FY23	Proposed FY24	Inc (Dec) Proposed vs. Budget	% Change
1100 - General Fund					
A2 - Judges					
CC_A00201 - City Judges Division 1	548,410	567,112	636,140	69,028	12.17%
CC_A00202 - City Judges Division 2	515,224	149,872	-	(149,872)	-100.00%
A2 - Judges Total	1,063,634	716,984	636,140	(80,844)	-11.28%



City of Chattanooga
Operational Budget
Fiscal Year 2024

Row Labels	Actual FY22	Budget FY23	Proposed FY24	Inc (Dec)	
				Requested vs. Budget	% Change
1100 - General Fund					
A2 - Judges					
Personnel					
Salary and Wages	711,107	448,819	420,143	(28,676)	-6.39%
Fringe Benefits	334,001	248,517	201,992	(46,525)	-18.72%
Personnel Total	1,045,108	697,336	622,135	(75,201)	-10.78%
Operations					
Services	6,004	4,200	4,850	650	15.48%
Materials & Supplies	4,827	5,090	5,240	150	2.95%
Travel Expense	-	3,415	3,415	-	0.00%
Vehicle Operating	4,448	6,343	-	(6,343)	-100.00%
Insurance, Claims, and Damages	-	400	300	(100)	-25.00%
Other Expenses	3,248	200	200	-	0.00%
Operations Total	18,527	19,648	14,005	(5,643)	-28.72%
A2 - Judges Total	1,063,634	716,984	636,140	(80,844)	-11.28%



City of Chattanooga
Operational Budget
Fiscal Year 2024

Row Labels	Actual FY22	Budget FY23	Proposed FY24	Inc (Dec)	
				Requested vs. Budget	% Change
1100 - General Fund					
A2 - Judges					
Personnel					
Salary and Wages					
601101-Regular Employees	671,687	433,030	393,921	(39,109)	-9.03%
601103-Part Time Employees	6,274	15,250	16,066	816	5.35%
601199-Budget - Attrition (Salary)	-	(11,001)	-	11,001	-100.00%
601201-Overtime	449	-	-	-	0.00%
602101-Uniform Allowance	1,000	2,000	-	(2,000)	-100.00%
602103-Auto Allowance	2,400	1,200	-	(1,200)	-100.00%
602105-Cellphone Allowance	2,760	1,590	1,200	(390)	-24.53%
602204-COVID Vaccine Incentive	1,080	-	-	-	0.00%
602301-Personal Leave	16,294	-	-	-	0.00%
602304-Longevity	6,150	6,750	4,125	(2,625)	-38.89%
602308-Bereavement Pay	553	-	-	-	0.00%
602309-Holiday Pay	2,459	-	-	-	0.00%
609999-Budget - Salaries & Wages	-	-	4,831	4,831	0.00%
Salary and Wages Total	711,107	448,819	420,143	(28,676)	-6.39%
Fringe Benefits					
611101-FICA (OASDI)	37,094	25,056	21,658	(3,398)	-13.56%
611102-Medicare	9,860	6,645	6,020	(625)	-9.41%
611201-General Pension	146,598	92,761	83,352	(9,409)	-10.14%
611301-Hospitalization	82,160	82,159	58,500	(23,659)	-28.80%
611302-Life Insurance Benefit	435	349	192	(157)	-44.99%
611303-Long-Term Disability	709	859	950	91	10.59%
611403-On-site Medical Program	11,928	11,928	6,816	(5,112)	-42.86%
619999-Budget - Fringe Benefits	-	-	1,691	1,691	0.00%
611206-Other Post-employment Benefits (Civilian)	45,217	28,760	21,853	(6,907)	-24.02%
611404-On-site Facility	-	-	960	960	0.00%
Fringe Benefits Total	334,001	248,517	201,992	(46,525)	-18.72%
Personnel Total	1,045,108	697,336	622,135	(75,201)	-10.78%
Operations					
Services					
702103-Exterminating Service	375	-	750	750	0.00%
703206-Air Cards	47	-	-	-	0.00%
704108-Office Machine Rental	828	1,000	1,000	-	0.00%
704306-Dues	2,079	2,250	1,750	(500)	-22.22%
704309-Meeting Expense	238	200	200	-	0.00%
704310-Local Mileage	-	-	1,000	1,000	0.00%
704311-Miscellaneous Services	132	-	-	-	0.00%
704319-Parking	1,932	700	100	(600)	-85.71%
704499-Incomplete Expense Allocation	375	-	-	-	0.00%
704502-Postage	-	50	50	-	0.00%
Services Total	6,004	4,200	4,850	650	15.48%
Materials & Supplies					
711101-Audio Visual Supplies	336	340	340	-	0.00%
711104-Forms & Printed Material	143	-	-	-	0.00%
711106-Library Supplies	1,366	1,250	1,250	-	0.00%
711107-Newspapers	261	270	270	-	0.00%
711109-Office Supplies & Stationery	625	1,100	1,000	(100)	-9.09%

City of Chattanooga
Operational Budget
Fiscal Year 2024

Row Labels	Actual FY22	Budget FY23	Proposed FY24	Inc (Dec)	
				Requested vs. Budget	% Change
711111-Printer Toner Cartridges	514	520	520	-	0.00%
714106-Cleaning Supplies	-	110	110	-	0.00%
714107-Clothing	-	250	250	-	0.00%
714117-Food & Ice	679	100	100	-	0.00%
714126-Other Materials & Supplies	329	400	400	-	0.00%
714143-Event Planning, Services and Catering	576	750	1,000	250	33.33%
Materials & Supplies Total	4,827	5,090	5,240	150	2.95%
Travel Expense					
721101-Out-of-town Mileage	-	400	400	-	0.00%
721102-Transportation	-	800	800	-	0.00%
721201-Hotels	-	1,100	1,100	-	0.00%
721202-Meals	-	350	350	-	0.00%
721301-Registration Fees	-	700	700	-	0.00%
721302-Other Travel Expenses	-	65	65	-	0.00%
Travel Expense Total	-	3,415	3,415	-	0.00%
Vehicle Operating					
731102-Gasoline	121	2,000	-	(2,000)	-100.00%
731204-Vehicle Parts & Supplies	11		-	-	0.00%
731301-Car Wash	11	39	-	(39)	-100.00%
731401-Fleet Leased Vehicle	4,305	4,304	-	(4,304)	-100.00%
Vehicle Operating Total	4,448	6,343	-	(6,343)	-100.00%
Insurance, Claims, and Damages					
742503-Fidelity & Surety Bonds	-	400	300	(100)	-25.00%
Insurance, Claims, and Damages Total	-	400	300	(100)	-25.00%
Other Expenses					
781301-Fees, Licenses, & Permits	8	200	200	-	0.00%
781309-Technology Cost Allocation to TRF Fund 653	3,240		-	-	0.00%
Other Expenses Total	3,248	200	200	-	0.00%
Operations Total	18,527	19,648	14,005	(5,643)	-28.72%
A2 - Judges Total	1,063,634	716,984	636,140	(80,844)	-11.28%

City of Chattanooga
Operational Budget
Fiscal Year 2024

Row Labels	Actual FY22	Budget FY23	Proposed FY24	Inc (Dec) Proposed vs. Budget	% Change
1100 - General Fund					
A3 - City Attorney					
CC_A00301 - City Attorney Operations	1,760,840	1,974,043	1,929,240	(44,803)	-2.27%
CC_A00302 - Records Retention Management	39,027	50,000	50,000	-	0.00%
A3 - City Attorney Total	1,799,867	2,024,043	1,979,240	(44,803)	-2.21%



City of Chattanooga
Operational Budget
Fiscal Year 2024

Row Labels	Actual FY22	Budget FY23	Proposed FY24	Inc (Dec)	
				Requested vs. Budget	% Change
1100 - General Fund					
A3 - City Attorney					
Personnel					
Salary and Wages	1,113,295	1,221,154	1,251,870	30,716	2.52%
Fringe Benefits	541,560	633,973	580,136	(53,837)	-8.49%
Personnel Total	1,654,855	1,855,127	1,832,006	(23,121)	-1.25%
Operations					
Services	81,793	100,920	79,920	(21,000)	-20.81%
Materials & Supplies	41,527	52,450	54,650	2,200	4.19%
Travel Expense	711	3,350	3,350	-	0.00%
Vehicle Operating	8,669	8,646	5,264	(3,382)	-39.12%
Insurance, Claims, and Damages	350	350	350	-	0.00%
Capital Outlay	1,507		-	-	0.00%
Other Expenses	10,456	3,200	3,700	500	15.63%
Operations Total	145,012	168,916	147,234	(21,682)	-12.84%
A3 - City Attorney Total	1,799,867	2,024,043	1,979,240	(44,803)	-2.21%



City of Chattanooga
Operational Budget
Fiscal Year 2024

Row Labels	Actual FY22	Budget FY23	Proposed FY24	Inc (Dec)	
				Requested vs. Budget	% Change
1100 - General Fund					
A3 - City Attorney					
Personnel					
Salary and Wages					
601101-Regular Employees	976,737	1,210,639	1,213,981	3,342	0.28%
601201-Overtime	2,023		-	-	0.00%
601202-Compensatory Time	397		-	-	0.00%
602105-Cellphone Allowance	2,160	1,440	1,440	-	0.00%
602204-COVID Vaccine Incentive	1,450		-	-	0.00%
602301-Personal Leave	107,540		-	-	0.00%
602303-Final Leave Payout	9,323		-	-	0.00%
602304-Longevity	5,250	9,075	6,750	(2,325)	-25.62%
602306-Call Back Pay	86		-	-	0.00%
602309-Holiday Pay	8,328		-	-	0.00%
609999-Budget - Salaries & Wages			29,699	29,699	0.00%
Salary and Wages Total	1,113,295	1,221,154	1,251,870	30,716	2.52%
Fringe Benefits					
611101-FICA (OASDI)	65,617	71,670	73,830	2,160	3.01%
611102-Medicare	15,574	17,685	17,734	49	0.28%
611201-General Pension	229,176	255,411	256,092	681	0.27%
611301-Hospitalization	129,713	174,896	114,657	(60,239)	-34.44%
611302-Life Insurance Benefit	841	1,090	694	(396)	-36.33%
611303-Long-Term Disability	1,326	2,141	3,504	1,363	63.66%
611304-Health Savings Accounts	6,115	6,115	12,087	5,972	97.66%
611402-Employee Health Savings Acct	5		50	50	0.00%
611403-On-site Medical Program	22,540	25,560	22,152	(3,408)	-13.33%
619999-Budget - Fringe Benefits			10,395	10,395	0.00%
611206-Other Post-employment Benefits (Civilian)	70,655	79,405	67,141	(12,264)	-15.44%
611404-On-site Facility	-		1,800	1,800	0.00%
Fringe Benefits Total	541,560	633,973	580,136	(53,837)	-8.49%
Personnel Total	1,654,855	1,855,127	1,832,006	(23,121)	-1.25%
Operations					
Services					
701102-Auditing & Accounting Services	-		320	320	0.00%
701104-Court Reporter & Transcriber Fees	369		-	-	0.00%
701208-On-the-Job Injury Claims	35		-	-	0.00%
702221-IT Maintenance	25,572	27,670	-	(27,670)	-100.00%
702225-IT Maintenance - Licensing	-	1,250	-	(1,250)	-100.00%
702226-IT Maintenance - Hosting	539		-	-	0.00%
703206-Air Cards	1,327	1,200	1,200	-	0.00%
704104-Equipment Rental	413		-	-	0.00%
704108-Office Machine Rental	3,971	4,700	4,700	-	0.00%
704201-Advertising	2,554	4,000	4,700	700	17.50%
704209-Copying	43		2,200	2,200	0.00%
704210-Printing	-	300	300	-	0.00%
704211-Court Costs	1,052	1,000	1,000	-	0.00%
704228-Translation Service	27		-	-	0.00%
704306-Dues	3,389	5,000	8,000	3,000	60.00%
704309-Meeting Expense	42	500	500	-	0.00%
704310-Local Mileage	-	50	50	-	0.00%
704313-Recording Documents	331	400	600	200	50.00%

Dept by Acct

City of Chattanooga
Operational Budget
Fiscal Year 2024

Row Labels	Actual FY22	Budget FY23	Proposed FY24	Inc (Dec)	
				Requested vs. Budget	% Change
704319-Parking	16	50	50	-	0.00%
704320-Link2Gov Internet Fee	-	1,800	1,800	-	0.00%
704340-Shredding and Recycling Services	72		200	200	0.00%
704501-Freight, Express & Drayage	-	250	250	-	0.00%
704502-Postage	1,064	1,000	2,000	1,000	100.00%
704503-Warehouse Storage and Delivery	39,027	50,000	50,000	-	0.00%
704601-Local Registration Fees	1,874	1,200	1,500	300	25.00%
704602-Training Costs	-	500	500	-	0.00%
704705-Credit Card Use Charge	77	50	50	-	0.00%
Services Total	81,793	100,920	79,920	(21,000)	-20.81%
Materials & Supplies					
711102-Books	46		-	-	0.00%
711104-Forms & Printed Material	616	1,000	1,000	-	0.00%
711106-Library Supplies	35,700	47,000	49,000	2,000	4.26%
711107-Newspapers	-	200	-	(200)	-100.00%
711109-Office Supplies & Stationery	4,613	3,500	3,500	-	0.00%
711110-Technology Accessories & Supplies	-	150	150	-	0.00%
711111-Printer Toner Cartridges	-	500	500	-	0.00%
714117-Food & Ice	307	100	500	400	400.00%
714122-Kitchen & Dining Room Supplies	26		-	-	0.00%
714126-Other Materials & Supplies	220		-	-	0.00%
Materials & Supplies Total	41,527	52,450	54,650	2,200	4.19%
Travel Expense					
721101-Out-of-town Mileage	-	500	500	-	0.00%
721102-Transportation	-	250	250	-	0.00%
721201-Hotels	278	1,500	1,500	-	0.00%
721202-Meals	104	250	250	-	0.00%
721301-Registration Fees	329	750	750	-	0.00%
721302-Other Travel Expenses	-	100	100	-	0.00%
Travel Expense Total	711	3,350	3,350	-	0.00%
Vehicle Operating					
731102-Gasoline	120	150	200	50	33.33%
731204-Vehicle Parts & Supplies	19		-	-	0.00%
731301-Car Wash	33		-	-	0.00%
731401-Fleet Leased Vehicle	8,497	8,496	5,064	(3,432)	-40.40%
Vehicle Operating Total	8,669	8,646	5,264	(3,382)	-39.12%
Insurance, Claims, and Damages					
742503-Fidelity & Surety Bonds	350	350	350	-	0.00%
Insurance, Claims, and Damages Total	350	350	350	-	0.00%
Capital Outlay					
772109-Office Furniture	527		-	-	0.00%
772111-Computer Software under 15000	980		-	-	0.00%
Capital Outlay Total	1,507		-	-	0.00%
Other Expenses					
781301-Fees, Licenses, & Permits	4,189	3,000	3,500	500	16.67%
781309-Technology Cost Allocation to TRF Fund 653	6,075		-	-	0.00%
782201-Awards	191	200	200	-	0.00%
Other Expenses Total	10,456	3,200	3,700	500	15.63%

City of Chattanooga
Operational Budget
Fiscal Year 2024

Row Labels	Actual FY22	Budget FY23	Proposed FY24	Inc (Dec)	
				Requested vs. Budget	% Change
Operations Total	145,012	168,916	147,234	(21,682)	-12.84%
A3 - City Attorney Total	1,799,867	2,024,043	1,979,240	(44,803)	-2.21%



City of Chattanooga
Operational Budget
Fiscal Year 2024

Row Labels	Actual FY22	Budget FY23	Proposed FY24	Inc (Dec) Proposed vs. Budget	% Change
1100 - General Fund					
A4 - Internal Audit					
CC_A00401 - Internal Audit	771,828	812,332	862,154	49,822	6.13%
A4 - Internal Audit Total	771,828	812,332	862,154	49,822	6.13%



City of Chattanooga
Operational Budget
Fiscal Year 2024

Row Labels	Actual FY22	Budget FY23	Proposed FY24	Inc (Dec)	
				Requested vs. Budget	% Change
1100 - General Fund					
A4 - Internal Audit					
Personnel					
Salary and Wages	461,499	468,081	513,958	45,877	9.80%
Fringe Benefits	230,689	233,220	247,254	14,034	6.02%
Personnel Total	692,187	701,301	761,212	59,911	8.54%
Operations					
Services	48,999	72,635	65,340	(7,295)	-10.04%
Materials & Supplies	19,056	17,200	17,100	(100)	-0.58%
Travel Expense	6,517	14,550	14,550	-	0.00%
Vehicle Operating	2,292	4,506	2,912	(1,594)	-35.38%
Other Expenses	2,777	2,140	1,040	(1,100)	-51.40%
Operations Total	79,641	111,031	100,942	(10,089)	-9.09%
A4 - Internal Audit Total	771,828	812,332	862,154	49,822	6.13%



City of Chattanooga
Operational Budget
Fiscal Year 2024

Row Labels	Actual FY22	Budget FY23	Proposed FY24	Inc (Dec)	
				Requested vs. Budget	% Change
1100 - General Fund					
A4 - Internal Audit					
Personnel					
Salary and Wages					
601101-Regular Employees	412,584	439,253	472,834	33,581	7.65%
601103-Part Time Employees	13,300	21,028	21,107	79	0.38%
602105-Cellphone Allowance	3,600	3,600	3,600	-	0.00%
602204-COVID Vaccine Incentive	850		-	-	0.00%
602301-Personal Leave	26,326		-	-	0.00%
602304-Longevity	3,900	4,200	4,725	525	12.50%
602309-Holiday Pay	939		-	-	0.00%
609999-Budget - Salaries & Wages			11,692	11,692	0.00%
Salary and Wages Total	461,499	468,081	513,958	45,877	9.80%
Fringe Benefits					
611101-FICA (OASDI)	26,864	28,579	30,036	1,457	5.10%
611102-Medicare	6,283	6,735	7,230	495	7.35%
611201-General Pension	92,779	92,859	100,001	7,142	7.69%
611301-Hospitalization	43,182	43,182	45,463	2,281	5.28%
611302-Life Insurance Benefit	315	425	240	(185)	-43.53%
611303-Long-Term Disability	585	725	1,408	683	94.21%
611304-Health Savings Accounts	23,325	23,325	23,325	-	0.00%
611402-Employee Health Savings Acct	9		-	-	0.00%
611403-On-site Medical Program	8,520	8,520	8,520	-	0.00%
619999-Budget - Fringe Benefits			4,092	4,092	0.00%
611206-Other Post-employment Benefits (Civilian)	28,827	28,870	26,219	(2,651)	-9.18%
611404-On-site Facility	-		720	720	0.00%
Fringe Benefits Total	230,689	233,220	247,254	14,034	6.02%
Personnel Total	692,187	701,301	761,212	59,911	8.54%
Operations					
Services					
701103-Consultant Fees	3,630	25,000	25,000	-	0.00%
702221-IT Maintenance	5,864	7,495	-	(7,495)	-100.00%
704108-Office Machine Rental	2,805	2,900	2,600	(300)	-10.34%
704210-Printing	59		-	-	0.00%
704306-Dues	2,695	3,200	3,200	-	0.00%
704309-Meeting Expense	-	1,000	-	(1,000)	-100.00%
704319-Parking	48		-	-	0.00%
704340-Shredding and Recycling Services	36	90	90	-	0.00%
704502-Postage	30,694	31,700	31,700	-	0.00%
704601-Local Registration Fees	3,167	1,250	2,750	1,500	120.00%
Services Total	48,999	72,635	65,340	(7,295)	-10.04%
Materials & Supplies					
711104-Forms & Printed Material	13,146	11,300	11,300	-	0.00%
711108-Periodicals, Publications	4,800	3,600	3,600	-	0.00%
711109-Office Supplies & Stationery	1,110	1,800	1,800	-	0.00%
711110-Technology Accessories & Supplies	-	500	400	(100)	-20.00%
Materials & Supplies Total	19,056	17,200	17,100	(100)	-0.58%
Travel Expense					
721102-Transportation	1,737	2,100	2,100	-	0.00%

Dept by Acct

City of Chattanooga
Operational Budget
Fiscal Year 2024

Row Labels	Actual FY22	Budget FY23	Proposed FY24	Inc (Dec)	
				Requested vs. Budget	% Change
721201-Hotels	2,149	4,400	4,400	-	0.00%
721202-Meals	967	2,000	2,000	-	0.00%
721301-Registration Fees	1,500	5,850	5,850	-	0.00%
721302-Other Travel Expenses	164	200	200	-	0.00%
Travel Expense Total	6,517	14,550	14,550	-	0.00%
Vehicle Operating					
731102-Gasoline	128	200	200	-	0.00%
731204-Vehicle Parts & Supplies	11		-	-	0.00%
731401-Fleet Leased Vehicle	2,152	4,306	2,712	(1,594)	-37.02%
Vehicle Operating Total	2,292	4,506	2,912	(1,594)	-35.38%
Other Expenses					
781301-Fees, Licenses, & Permits	621	2,000	900	(1,100)	-55.00%
781309-Technology Cost Allocation to TRF Fund 653	2,025		-	-	0.00%
782201-Awards	131	140	140	-	0.00%
Other Expenses Total	2,777	2,140	1,040	(1,100)	-51.40%
Operations Total	79,641	111,031	100,942	(10,089)	-9.09%
A4 - Internal Audit Total	771,828	812,332	862,154	49,822	6.13%

City of Chattanooga
Operational Budget
Fiscal Year 2024

Row Labels	Actual FY22	Budget FY23	Proposed FY24	Inc (Dec) Proposed vs. Budget	% Change
1100 - General Fund					
A5 - Information Technology					
CC_A00501 - Information Technology	10,107,369	10,949,082	13,718,297	2,769,215	25.29%
CC_A00505 - GG IS Smart Cities	4,517,035	5,498,351	5,422,998	(75,353)	-1.37%
CC_A00506 - DTS - GIS			290,852	290,852	0.00%
A5 - Information Technology Total	14,624,404	16,447,433	19,432,147	2,984,714	18.15%



City of Chattanooga
Operational Budget
Fiscal Year 2024

Row Labels	Actual FY22	Budget FY23	Proposed FY24	Inc (Dec)	
				Requested vs. Budget	% Change
1100 - General Fund					
A5 - Information Technology					
Personnel					
Salary and Wages	2,744,271	3,910,697	3,784,041	(126,656)	-3.24%
Fringe Benefits	1,416,644	2,416,534	2,140,264	(276,270)	-11.43%
Personnel Total	4,160,915	6,327,231	5,924,305	(402,926)	-6.37%
Operations					
Services	8,133,246	9,785,499	12,911,875	3,126,376	31.95%
Materials & Supplies	(134,201)	48,500	123,950	75,450	155.57%
Travel Expense	5,912	14,750	10,450	(4,300)	-29.15%
Vehicle Operating	119,110	258,853	213,717	(45,136)	-17.44%
Insurance, Claims, and Damages	30	-	185,000	185,000	0.00%
Capital Assets	1,713,332		50,000	50,000	0.00%
Capital Outlay	432,110	12,000	12,000	-	0.00%
Other Expenses	193,950	600	850	250	41.67%
Operations Total	10,463,488	10,120,202	13,507,842	3,387,640	33.47%
A5 - Information Technology Total	14,624,404	16,447,433	19,432,147	2,984,714	18.15%



City of Chattanooga
Operational Budget
Fiscal Year 2024

Row Labels	Actual FY22	Budget FY23	Proposed FY24	Inc (Dec)	
				Requested vs. Budget	% Change
1100 - General Fund					
A5 - Information Technology					
Personnel					
Salary and Wages					
601101-Regular Employees	2,325,352	3,922,252	3,846,607	(75,645)	-1.93%
601102-Temporary Staffing	8,887		-	-	0.00%
601199-Budget - Attrition (Salary)	-	(80,000)	(250,000)	(170,000)	212.50%
601201-Overtime	14,015		2,000	2,000	0.00%
601202-Compensatory Time	146		-	-	0.00%
602105-Cellphone Allowance	21,140	43,920	38,832	(5,088)	-11.58%
602204-COVID Vaccine Incentive	4,060		-	-	0.00%
602301-Personal Leave	289,631		-	-	0.00%
602303-Final Leave Payout	23,705		-	-	0.00%
602304-Longevity	25,800	24,525	29,340	4,815	19.63%
602306-Call Back Pay	6,648		7,000	7,000	0.00%
602307-On Call Pay	434		5,200	5,200	0.00%
602308-Bereavement Pay	2,437		-	-	0.00%
602309-Holiday Pay	22,015		-	-	0.00%
609999-Budget - Salaries & Wages			105,062	105,062	0.00%
Salary and Wages Total	2,744,271	3,910,697	3,784,041	(126,656)	-3.24%
Fringe Benefits					
611101-FICA (OASDI)	160,983	244,683	242,558	(2,125)	-0.87%
611102-Medicare	37,649	57,225	56,732	(493)	-0.86%
611199-Budget - Attrition (Benefits)	-	(20,000)	(150,000)	(130,000)	650.00%
611201-General Pension	556,622	826,452	819,351	(7,101)	-0.86%
611301-Hospitalization	392,409	919,007	739,684	(179,323)	-19.51%
611302-Life Insurance Benefit	2,295	4,463	2,850	(1,613)	-36.14%
611303-Long-Term Disability	3,295	9,030	13,049	4,019	44.51%
611304-Health Savings Accounts	34,032	18,202	61,448	43,246	237.59%
611402-Employee Health Savings Acct	23		-	-	0.00%
611403-On-site Medical Program	58,504	100,536	95,086	(5,450)	-5.42%
619999-Budget - Fringe Benefits			36,772	36,772	0.00%
611206-Other Post-employment Benefits (Civilian)	170,832	256,936	214,814	(42,122)	-16.39%
611404-On-site Facility	-		7,920	7,920	0.00%
Fringe Benefits Total	1,416,644	2,416,534	2,140,264	(276,270)	-11.43%
Personnel Total	4,160,915	6,327,231	5,924,305	(402,926)	-6.37%
Operations					
Services					
701103-Consultant Fees	13,890	25,000	25,000	-	0.00%
701110-Veterinary Services	1,173		-	-	0.00%
701111-IT Hosting & Managed Services	20,683	100,000	117,000	17,000	17.00%
701208-On-the-Job Injury Claims	1,125		-	-	0.00%
702203-Circuit Board Repair	-	2,000	-	(2,000)	-100.00%
702204-Contracted Repair Service	10,242		5,000	5,000	0.00%
702212-HVAC	190		-	-	0.00%
702219-Street Light Maintenance	27,166	225,000	200,000	(25,000)	-11.11%
702221-IT Maintenance	330	10,000	10,000	-	0.00%
702222-Cabling & Installation	-	7,500	7,500	-	0.00%
702225-IT Maintenance - Licensing	2,208,032	3,032,429	3,474,951	442,522	14.59%
702226-IT Maintenance - Hosting	360,215	521,720	2,332,365	1,810,645	347.05%
702227-IT Maintenance - Support Maintenance	736,499	595,614	1,454,649	859,035	144.23%

City of Chattanooga
Operational Budget
Fiscal Year 2024

Row Labels	Actual FY22	Budget FY23	Proposed FY24	Inc (Dec)	
				Requested vs. Budget	% Change
703101-Electricity	19,169	32,500	29,800	(2,700)	-8.31%
703102-Natural Gas	1,437	1,000	1,300	300	30.00%
703103-Water	708	800	600	(200)	-25.00%
703105-Street Lighting	2,594,327	2,820,000	2,800,000	(20,000)	-0.71%
703106-Traffic Lighting	81,836	115,000	115,000	-	0.00%
703107-Electricity Plant Charges Acct # 30-0039.000	382,736	144,000	140,000	(4,000)	-2.78%
703109-Sewer	920	1,100	1,100	-	0.00%
703202-Cellular Phone Service	2,543		900	900	0.00%
703206-Air Cards	24,723	25,000	26,500	1,500	6.00%
703207-Digital Connectivity	1,001,913	1,250,000	1,279,760	29,760	2.38%
704105-Property Rental	(14,092)	178,536	182,400	3,864	2.16%
704106-Dumpster Rental	-	1,000	1,000	-	0.00%
704108-Office Machine Rental	2,767	2,600	2,600	-	0.00%
704201-Advertising	-		4,200	4,200	0.00%
704209-Copying	193		-	-	0.00%
704220-Instructors	2,178		-	-	0.00%
704306-Dues	3,254	3,000	2,600	(400)	-13.33%
704308-Local Transportation	22		-	-	0.00%
704309-Meeting Expense	2,331		2,500	2,500	0.00%
704312-Other Contracted Service	-	8,000	5,000	(3,000)	-37.50%
704315-Waste Disposal	688		-	-	0.00%
704319-Parking	(293)		2,100	2,100	0.00%
704340-Shredding and Recycling Services	172	250	200	(50)	-20.00%
704342-IT Contracted Personnel	640,229	650,000	650,000	-	0.00%
704502-Postage	45	200	200	-	0.00%
704601-Local Registration Fees	300	250	1,650	1,400	560.00%
704602-Training Costs	5,595	28,000	28,000	-	0.00%
704603-Tuition & Books	-	5,000	5,000	-	0.00%
704702-Bank Service Charges	1		-	-	0.00%
702230-Technology Repair Services	-		3,000	3,000	0.00%
Services Total	8,133,246	9,785,499	12,911,875	3,126,376	31.95%
Materials & Supplies					
711102-Books	150		-	-	0.00%
711104-Forms & Printed Material	36		-	-	0.00%
711105-Instructional Materials & Supplies	86		-	-	0.00%
711109-Office Supplies & Stationery	1,572	4,200	6,700	2,500	59.52%
711110-Technology Accessories & Supplies	7,902	4,000	21,200	17,200	430.00%
711111-Printer Toner Cartridges			1,200	1,200	0.00%
712108-Other Constr & Bldg Materials	33		-	-	0.00%
712109-Paint	346	3,000	1,000	(2,000)	-66.67%
712110-Pipe & Fittings	911	2,000	-	(2,000)	-100.00%
713104-Filters, Misc	1,856		3,600	3,600	0.00%
713109-Repair Parts	-	500	-	(500)	-100.00%
714107-Clothing	1,336	750	2,000	1,250	166.67%
714109-Data Processing Supplies	526		-	-	0.00%
714111-Electrical Supplies, Bulbs, Etc	5,186	5,000	50,000	45,000	900.00%
714112-Electronic Parts	(169,811)	9,000	30,000	21,000	233.33%
714117-Food & Ice	702	1,000	1,250	250	25.00%
714120-Hardware, Nails, Small Tools	1,497	2,500	1,200	(1,300)	-52.00%
714126-Other Materials & Supplies	2,414	11,850	3,000	(8,850)	-74.68%
714129-Safety Equipment	2,122	2,000	1,000	(1,000)	-50.00%
714130-Safety Shoes	184	2,000	1,200	(800)	-40.00%
714135-Locks & Key supplies	-	100	-	(100)	-100.00%

City of Chattanooga
Operational Budget
Fiscal Year 2024

Row Labels	Actual FY22	Budget FY23	Proposed FY24	Inc (Dec)	
				Requested vs. Budget	% Change
714137-Thermoplastic	8,752		-	-	0.00%
714144-Batteries	-	600	600	-	0.00%
Materials & Supplies Total	(134,201)	48,500	123,950	75,450	155.57%
Travel Expense					
721102-Transportation	2,867	6,700	3,200	(3,500)	-52.24%
721103-Auto Rental	746		-	-	0.00%
721201-Hotels	1,170	3,000	3,000	-	0.00%
721202-Meals	14	1,750	2,750	1,000	57.14%
721301-Registration Fees	870	2,800	1,000	(1,800)	-64.29%
721302-Other Travel Expenses	245	500	500	-	0.00%
Travel Expense Total	5,912	14,750	10,450	(4,300)	-29.15%
Vehicle Operating					
731101-Diesel Fuel	949	20,000	1,500	(18,500)	-92.50%
731102-Gasoline	24,111	22,750	43,100	20,350	89.45%
731203-Vehicle Labor	5,694	300	7,800	7,500	2500.00%
731204-Vehicle Parts & Supplies	8,798	300	2,800	2,500	833.33%
731301-Car Wash			100	100	0.00%
731401-Fleet Leased Vehicle	79,558	215,503	158,417	(57,086)	-26.49%
Vehicle Operating Total	119,110	258,853	213,717	(45,136)	-17.44%
Insurance, Claims, and Damages					
742402-Building & Content Insurance	30		-	-	0.00%
742404-Liability Insurance	-	-	185,000	185,000	0.00%
Insurance, Claims, and Damages Total	30	-	185,000	185,000	0.00%
Capital Assets					
761204-Equipment Purchase	11,840		-	-	0.00%
761303-Computer Equipment over 5000	41,932		50,000	50,000	0.00%
761308-Computer Software over 15000	1,659,560		-	-	0.00%
Capital Assets Total	1,713,332		50,000	50,000	0.00%
Capital Outlay					
772107-Other Equipment (Under 5000)	730		-	-	0.00%
772112-Computer equipment under 5000	7,450	12,000	12,000	-	0.00%
772116-Traffic Lights and Equipment	1,721		-	-	0.00%
772208-Capital Lease Expense	422,210		-	-	0.00%
Capital Outlay Total	432,110	12,000	12,000	-	0.00%
Other Expenses					
781309-Technology Cost Allocation to TRF Fund 653	21,870		-	-	0.00%
782201-Awards	-	600	850	250	41.67%
783102-Lease Financing Principal (GASB 87)	171,468		-	-	0.00%
783155-Interest Expense (GASB 87)	612		-	-	0.00%
Other Expenses Total	193,950	600	850	250	41.67%
Operations Total	10,463,488	10,120,202	13,507,842	3,387,640	33.47%
A5 - Information Technology Total	14,624,404	16,447,433	19,432,147	2,984,714	18.15%



City of Chattanooga
Operational Budget
Fiscal Year 2024

Row Labels	Actual FY22	Budget FY23	Proposed FY24	Inc (Dec) Proposed vs. Budget	% Change
1100 - General Fund					
A7 - Purchasing					
CC_A00701 - Purchasing	867,753	1,465,914	1,282,456	(183,458)	-12.51%
A7 - Purchasing Total	867,753	1,465,914	1,282,456	(183,458)	-12.51%



City of Chattanooga
Operational Budget
Fiscal Year 2024

Row Labels	Actual FY22	Budget FY23	Proposed FY24	Inc (Dec)	
				Requested vs. Budget	% Change
1100 - General Fund					
A7 - Purchasing					
Personnel					
Salary and Wages	522,988	840,030	787,972	(52,058)	-6.20%
Fringe Benefits	284,422	556,784	430,134	(126,650)	-22.75%
Personnel Total	807,410	1,396,814	1,218,106	(178,708)	-12.79%
Operations					
Services	47,817	56,420	54,050	(2,370)	-4.20%
Materials & Supplies	1,969	7,350	4,500	(2,850)	-38.78%
Travel Expense	-	5,000	5,000	-	0.00%
Insurance, Claims, and Damages	-	100	150	50	50.00%
Capital Outlay	5,897		450	450	0.00%
Other Expenses	4,660	230	200	(30)	-13.04%
Operations Total	60,343	69,100	64,350	(4,750)	-6.87%
A7 - Purchasing Total	867,753	1,465,914	1,282,456	(183,458)	-12.51%



City of Chattanooga
Operational Budget
Fiscal Year 2024

Row Labels	Actual FY22	Budget FY23	Proposed FY24	Inc (Dec)	
				Requested vs. Budget	% Change
1100 - General Fund					
A7 - Purchasing					
Personnel					
Salary and Wages					
601101-Regular Employees	466,498	832,290	759,376	(72,914)	-8.76%
601201-Overtime	13		-	-	0.00%
602105-Cellphone Allowance	780	1,440	1,440	-	0.00%
602204-COVID Vaccine Incentive	1,350		-	-	0.00%
602301-Personal Leave	45,866		-	-	0.00%
602304-Longevity	5,400	6,300	7,350	1,050	16.67%
602308-Bereavement Pay	1,173		-	-	0.00%
602309-Holiday Pay	1,905		-	-	0.00%
602399-Payroll Suspense	3		-	-	0.00%
609999-Budget - Salaries & Wages			19,806	19,806	0.00%
Salary and Wages Total	522,988	840,030	787,972	(52,058)	-6.20%
Fringe Benefits					
611101-FICA (OASDI)	31,120	51,993	47,816	(4,177)	-8.03%
611102-Medicare	7,278	12,161	11,182	(979)	-8.05%
611201-General Pension	109,060	175,600	161,494	(14,106)	-8.03%
611301-Hospitalization	91,218	233,789	137,159	(96,630)	-41.33%
611302-Life Insurance Benefit	463	957	549	(408)	-42.63%
611303-Long-Term Disability	570	2,133	2,479	346	16.22%
611403-On-site Medical Program	13,206	25,560	18,744	(6,816)	-26.67%
619999-Budget - Fringe Benefits			6,932	6,932	0.00%
611206-Other Post-employment Benefits (Civilian)	31,507	54,591	42,339	(12,252)	-22.44%
611404-On-site Facility	-		1,440	1,440	0.00%
Fringe Benefits Total	284,422	556,784	430,134	(126,650)	-22.75%
Personnel Total	807,410	1,396,814	1,218,106	(178,708)	-12.79%
Operations					
Services					
702221-IT Maintenance	-	1,000	-	(1,000)	-100.00%
703206-Air Cards	408		-	-	0.00%
704108-Office Machine Rental	1,773	1,800	1,800	-	0.00%
704201-Advertising	44,003	48,000	48,000	-	0.00%
704210-Printing	-	300	300	-	0.00%
704306-Dues	1,155	1,470	1,670	200	13.61%
704340-Shredding and Recycling Services	77	100	100	-	0.00%
704501-Freight, Express & Drayage	-	1,300	100	(1,200)	-92.31%
704502-Postage	25	450	80	(370)	-82.22%
704601-Local Registration Fees	375		-	-	0.00%
704602-Training Costs	-	2,000	2,000	-	0.00%
Services Total	47,817	56,420	54,050	(2,370)	-4.20%
Materials & Supplies					
711104-Forms & Printed Material	712	200	200	-	0.00%
711107-Newspapers	-	350	450	100	28.57%
711109-Office Supplies & Stationery	825	5,500	2,500	(3,000)	-54.55%
714117-Food & Ice	33	300	300	-	0.00%
714126-Other Materials & Supplies	45		50	50	0.00%
714150-Promotional Items	354	1,000	1,000	-	0.00%
Materials & Supplies Total	1,969	7,350	4,500	(2,850)	-38.78%

City of Chattanooga
Operational Budget
Fiscal Year 2024

Row Labels	Actual FY22	Budget FY23	Proposed FY24	Inc (Dec)	
				Requested vs. Budget	% Change
Travel Expense					
721101-Out-of-town Mileage	-	500	500	-	0.00%
721201-Hotels	-	2,000	2,000	-	0.00%
721202-Meals	-	1,000	1,000	-	0.00%
721301-Registration Fees	-	1,500	1,500	-	0.00%
Travel Expense Total	-	5,000	5,000	-	0.00%
Insurance, Claims, and Damages					
742503-Fidelity & Surety Bonds	-	100	150	50	50.00%
Insurance, Claims, and Damages Total	-	100	150	50	50.00%
Capital Outlay					
772109-Office Furniture	476		450	450	0.00%
772111-Computer Software under 15000	5,421		-	-	0.00%
Capital Outlay Total	5,897		450	450	0.00%
Other Expenses					
781301-Fees, Licenses, & Permits	-	30	-	(30)	-100.00%
781309-Technology Cost Allocation to TRF Fund 653	4,455		-	-	0.00%
782201-Awards	205	200	200	-	0.00%
Other Expenses Total	4,660	230	200	(30)	-13.04%
Operations Total	60,343	69,100	64,350	(4,750)	-6.87%
A7 - Purchasing Total	867,753	1,465,914	1,282,456	(183,458)	-12.51%

City of Chattanooga
Operational Budget
Fiscal Year 2024

Row Labels	Actual FY22	Budget FY23	Proposed FY24	Inc (Dec) Proposed vs. Budget	% Change
1100 - General Fund					
AA - Agencies	10,173,623	6,225,000	6,267,500	42,500	0.68%
AQ - Quasi Agencies	13,012,052	12,868,870	13,007,164	138,294	1.07%
1100 - General Fund Total	23,185,675	19,093,870	19,274,664	180,794	0.95%
1111 & 9082 - Economic Development					
AA - Agencies	2,587,000	2,598,350	2,678,350	80,000	3.08%
1111 & 9082 - Economic Development Total	2,587,000	2,598,350	2,678,350	80,000	3.08%
Grand Total	25,772,675	21,692,220	21,953,014	260,794	1.20%



City of Chattanooga
Operational Budget
Fiscal Year 2024

Row Labels	Actual FY22	Budget FY23	Proposed FY24	Inc (Dec) Proposed vs. Budget	% Change
1100 - General Fund					
AA - Agencies					
AIM Center & Inc	63,700		-	-	0.00%
Arts Build	266,250		-	-	0.00%
Bessie Smith Cultural Center	95,000		-	-	0.00%
Bethlehem Center	63,700		-	-	0.00%
CADAS {Council for Alcohol and Drug Abuse Services & Inc }	25,000		-	-	0.00%
CARTA Subsidy	5,800,000	5,800,000	5,800,000	-	0.00%
Chambliss Center for Children	350,000		-	-	0.00%
Chatt Area Urban League	132,000		-	-	0.00%
Chatt Neighborhood Enterprise	705,000		-	-	0.00%
Chattanooga Area Food Bank	20,000		-	-	0.00%
Chattanooga Basketball	90,000		-	-	0.00%
Chattanooga Community Kitchen	70,000		-	-	0.00%
Chattanooga Design Studio	200,000		-	-	0.00%
Chattanooga Football Club Foundation	17,500		-	-	0.00%
Chattanooga Goodwill Industries	10,000		-	-	0.00%
Chattanooga Room in the Inn	24,000		-	-	0.00%
Childrens Advocacy Center	63,700		-	-	0.00%
Creative Discovery Museum	20,000		-	-	0.00%
Fortwood Ctr {Helen Ross McNabb}	60,760		-	-	0.00%
Greater Chattanooga Sports & Events	100,000		-	-	0.00%
Habitat for Humanity of Greater Chattanooga Area	40,000		-	-	0.00%
Homeless Coalition	70,000		-	-	0.00%
Joe Johnson Mental Health	58,800		-	-	0.00%
LaPaz Chattanooga	49,000		-	-	0.00%
LAUNCH	59,375		-	-	0.00%
Lookout Mountain Conservancy	12,000		-	-	0.00%
Orange Grove	106,000		-	-	0.00%
Partnership Family & Child & Adult	63,700		-	-	0.00%
Pathway Lending	50,000		-	-	0.00%
Signal Center	875,000		-	-	0.00%
Speech & Hearing Center	67,700		-	-	0.00%
United Way of Greater Chattanooga	465,438	425,000	467,500	42,500	10.00%
WTCL TV Channel 45	80,000		-	-	0.00%
AA - Agencies Total	10,173,623	6,225,000	6,267,500	42,500	0.68%
AQ - Quasi Agencies					
Tennessee River Park	1,507,144	1,320,506	1,326,050	5,544	0.42%
Enterprise South Nature Park	663,161	860,264	506,674	(353,590)	-41.10%
Chattanooga Public Library	7,130,586	7,311,000	7,311,000	-	0.00%
Human Services	1,359,693	350,000	765,000	415,000	118.57%
Air Pollution Control Bureau	270,820	330,168	330,168	-	0.00%
Regional Planning Agency	2,003,663	2,596,669	2,596,669	-	0.00%
Heritage Hall Fund	76,985	100,263	100,603	340	0.34%
Community Development			71,000	71,000	0.00%
AQ - Quasi Agencies Total	13,012,052	12,868,870	13,007,164	138,294	1.07%
1100 - General Fund Total	23,185,675	19,093,870	19,274,664	180,794	0.95%
1111 & 9082 - Economic Development					
AA - Agencies					
Chamber of Commerce	650,000	600,000	600,000	-	0.00%
Enterprise Center	1,562,000	1,623,350	1,703,350	80,000	4.93%
Public Education Foundation	75,000	75,000	75,000	-	0.00%
Thrive Reaching Beyond Today	100,000	100,000	100,000	-	0.00%
Carter Street Corp.	200,000	200,000	200,000	-	0.00%
AA - Agencies Total	2,587,000	2,598,350	2,678,350	80,000	3.08%
1111 & 9082 - Economic Development Total	2,587,000	2,598,350	2,678,350	80,000	3.08%
Grand Total	25,772,675	21,692,220	21,953,014	260,794	1.20%



City of Chattanooga
Operational Budget
Fiscal Year 2024

Row Labels	Actual FY22	Budget FY23	Proposed FY24	Inc (Dec) Proposed vs. Budget	% Change
1100 - General Fund					
B-Executive Branch					
CC_B00101 - Executive Office Admin	2,916,226	3,022,840	2,624,457	(398,383)	-13.18%
CC_B00107 - Innovation Funding	-	500,000	300,000	(200,000)	-40.00%
CC_B00201 - MAYOR Community Health	599,009	1,907,076	1,906,170	(906)	-0.05%
CC_B00301 - Family Justice Center	747,937	872,167	993,384	121,217	13.90%
CC_B00401 - Mayor Communications	292,550	474,335	671,238	196,903	41.51%
B-Executive Branch Total	4,555,722	6,776,418	6,495,249	(281,169)	-4.15%



City of Chattanooga
Operational Budget
Fiscal Year 2024

Row Labels	Actual FY22	Budget FY23	Proposed FY24	Inc (Dec)	
				Requested vs. Budget	% Change
1100 - General Fund					
B-Executive Branch					
Personnel					
Salary and Wages	2,776,961	3,481,155	3,608,056	126,901	3.65%
Fringe Benefits	1,258,323	1,979,342	1,744,618	(234,724)	-11.86%
Personnel Total	4,035,284	5,460,497	5,352,674	(107,823)	-1.97%
Operations					
Services	226,050	1,016,885	844,683	(172,202)	-16.93%
Materials & Supplies	79,314	59,700	68,080	8,380	14.04%
Travel Expense	22,762	9,000	9,000	-	0.00%
Vehicle Operating	59,644	31,700	15,312	(16,388)	-51.70%
Insurance, Claims, and Damages	100		-	-	0.00%
Capital Outlay	5,759	2,500	-	(2,500)	-100.00%
Other Expenses	126,809	196,136	205,500	9,364	4.77%
Operations Total	520,438	1,315,921	1,142,575	(173,346)	-13.17%
B-Executive Branch Total	4,555,722	6,776,418	6,495,249	(281,169)	-4.15%



City of Chattanooga
Operational Budget
Fiscal Year 2024

Row Labels	Actual FY22	Budget FY23	Proposed FY24	Inc (Dec)	
				Requested vs. Budget	% Change
1100 - General Fund					
B-Executive Branch					
Personnel					
Salary and Wages					
601101-Regular Employees	2,551,917	3,711,591	3,760,819	49,228	1.33%
601102-Temporary Staffing	1,553		-	-	0.00%
601199-Budget - Attrition (Salary)	-	(243,861)	(243,861)	-	0.00%
601201-Overtime	1,962		-	-	0.00%
602105-Cellphone Allowance	9,420	7,200	11,520	4,320	60.00%
602204-COVID Vaccine Incentive	3,800		-	-	0.00%
602301-Personal Leave	152,806		-	-	0.00%
602303-Final Leave Payout	39,573		-	-	0.00%
602304-Longevity	2,775	6,225	10,275	4,050	65.06%
602306-Call Back Pay	87		-	-	0.00%
602308-Bereavement Pay	1,440		-	-	0.00%
602309-Holiday Pay	11,628		-	-	0.00%
609999-Budget - Salaries & Wages			69,303	69,303	0.00%
Salary and Wages Total	2,776,961	3,481,155	3,608,056	126,901	3.65%
Fringe Benefits					
611101-FICA (OASDI)	165,787	223,761	227,419	3,658	1.63%
611102-Medicare	38,773	53,824	54,810	986	1.83%
611199-Budget - Attrition (Benefits)	-	(140,000)	(140,000)	-	0.00%
611201-General Pension	563,781	777,261	791,552	14,291	1.84%
611301-Hospitalization	190,050	665,552	416,892	(248,660)	-37.36%
611302-Life Insurance Benefit	1,710	3,558	2,189	(1,369)	-38.48%
611303-Long-Term Disability	2,199	6,933	10,618	3,685	53.15%
611304-Health Savings Accounts	79,951	73,538	80,665	7,127	9.69%
611402-Employee Health Savings Acct	32		-	-	0.00%
611403-On-site Medical Program	40,239	73,272	63,048	(10,224)	-13.95%
619999-Budget - Fringe Benefits			24,256	24,256	0.00%
611206-Other Post-employment Benefits (Civilian)	175,802	241,643	207,529	(34,114)	-14.12%
611404-On-site Facility	-		5,640	5,640	0.00%
Fringe Benefits Total	1,258,323	1,979,342	1,744,618	(234,724)	-11.86%
Personnel Total	4,035,284	5,460,497	5,352,674	(107,823)	-1.97%
Operations					
Services					
701103-Consultant Fees	55,778		-	-	0.00%
701107-Investigative Services	4,306		-	-	0.00%
701208-On-the-Job Injury Claims	210		1,500	1,500	0.00%
702102-Electrical	818		-	-	0.00%
702109-Custodial Services	7,600	10,000	40,000	30,000	300.00%
702207-Maintenance Services	149		-	-	0.00%
702221-IT Maintenance	19,902		-	-	0.00%
702225-IT Maintenance - Licensing	14,182	11,000	-	(11,000)	-100.00%
703202-Cellular Phone Service	781	1,500	1,500	-	0.00%
703206-Air Cards	4,951	1,550	2,000	450	29.03%
704104-Equipment Rental	-		530	530	0.00%
704107-Floor Mat / Scrapper Rental	70		-	-	0.00%
704108-Office Machine Rental	4,891	5,700	7,500	1,800	31.58%
704201-Advertising	2,322	2,000	52,000	50,000	2500.00%
704210-Printing	3,297	5,250	7,500	2,250	42.86%

Dept by Acct

City of Chattanooga
Operational Budget
Fiscal Year 2024

Row Labels	Actual FY22	Budget FY23	Proposed FY24	Inc (Dec)	
				Requested vs. Budget	% Change
704212-Data Processing Service	6,384		-	-	0.00%
704214-Lighting Service	5,031		-	-	0.00%
704217-Photographic Services	750		-	-	0.00%
704306-Dues	15,950	10,000	10,000	-	0.00%
704309-Meeting Expense	5,541	40,000	40,000	-	0.00%
704310-Local Mileage	2,442	1,000	2,068	1,068	106.80%
704311-Miscellaneous Services	19,053	53,885	3,885	(50,000)	-92.79%
704312-Other Contracted Service	36,553	570,000	370,000	(200,000)	-35.09%
704313-Recording Documents	15		-	-	0.00%
704317-Contracted Operations	-	30,000	30,000	-	0.00%
704319-Parking	1,358	5,000	5,150	150	3.00%
704340-Shredding and Recycling Services	84	300	300	-	0.00%
704343-FJC - Client Support Services	-	2,000	2,000	-	0.00%
704403-Disputed Purchasing Card Expense	296		-	-	0.00%
704499-Incomplete Expense Allocation	13		-	-	0.00%
704502-Postage	113	100	150	50	50.00%
704601-Local Registration Fees	2,050	2,100	3,600	1,500	71.43%
704602-Training Costs	9,360	11,500	11,000	(500)	-4.35%
704603-Tuition & Books	635		-	-	0.00%
705101-Supportive Services	1,010	1,000	1,000	-	0.00%
705201-Client Services - Hotel Rent	76		-	-	0.00%
704347-Agency Contracted Services	-	253,000	253,000	-	0.00%
703104-Fuel Oil	80		-	-	0.00%
Services Total	226,050	1,016,885	844,683	(172,202)	-16.93%
Materials & Supplies					
711101-Audio Visual Supplies	6,097	2,500	2,500	-	0.00%
711102-Books	1,350	1,000	1,000	-	0.00%
711104-Forms & Printed Material	1,467	1,500	1,000	(500)	-33.33%
711107-Newspapers	293	500	500	-	0.00%
711108-Periodicals, Publications	209		-	-	0.00%
711109-Office Supplies & Stationery	11,640	18,500	18,500	-	0.00%
711110-Technology Accessories & Supplies	702	1,000	1,500	500	50.00%
712102-Brick & Concrete Blocks	6,384		-	-	0.00%
713109-Repair Parts	178		-	-	0.00%
714101-Art Prints	138		230	230	0.00%
714106-Cleaning Supplies	16,920	2,000	9,500	7,500	375.00%
714112-Electronic Parts	138		-	-	0.00%
714117-Food & Ice	27,923	11,500	11,500	-	0.00%
714122-Kitchen & Dining Room Supplies	27	200	200	-	0.00%
714126-Other Materials & Supplies	629	20,500	20,650	150	0.73%
714129-Safety Equipment	78		-	-	0.00%
714132-Test Materials	256		-	-	0.00%
714138-Flags Banners and Signage	1,462	500	1,000	500	100.00%
714143-Event Planning, Services and Catering	3,421		-	-	0.00%
Materials & Supplies Total	79,314	59,700	68,080	8,380	14.04%
Travel Expense					
721101-Out-of-town Mileage	421	600	600	-	0.00%
721102-Transportation	9,648	4,500	4,500	-	0.00%
721103-Auto Rental	76		-	-	0.00%
721201-Hotels	9,352	2,000	2,000	-	0.00%
721202-Meals	900	1,400	1,400	-	0.00%
721301-Registration Fees	1,995		-	-	0.00%

City of Chattanooga
Operational Budget
Fiscal Year 2024

Row Labels	Actual FY22	Budget FY23	Proposed FY24	Inc (Dec)	
				Requested vs. Budget	% Change
721302-Other Travel Expenses	371	500	500	-	0.00%
Travel Expense Total	22,762	9,000	9,000	-	0.00%
Vehicle Operating					
731102-Gasoline	926	500	500	-	0.00%
731203-Vehicle Labor	3,083	500	500	-	0.00%
731204-Vehicle Parts & Supplies	790	300	300	-	0.00%
731301-Car Wash	121	400	400	-	0.00%
731401-Fleet Leased Vehicle	54,602	25,000	3,612	(21,388)	-85.55%
731403-Vehicle rental - local use	123	5,000	10,000	5,000	100.00%
Vehicle Operating Total	59,644	31,700	15,312	(16,388)	-51.70%
Insurance, Claims, and Damages					
742503-Fidelity & Surety Bonds	100		-	-	0.00%
Insurance, Claims, and Damages Total	100		-	-	0.00%
Capital Outlay					
772105-Heating & Cooling Equipment	185		-	-	0.00%
772109-Office Furniture	480	2,500	-	(2,500)	-100.00%
772111-Computer Software under 15000	660		-	-	0.00%
772112-Computer equipment under 5000	4,433		-	-	0.00%
Capital Outlay Total	5,759	2,500	-	(2,500)	-100.00%
Other Expenses					
781103-Space Costs	104,834	169,000	169,000	-	0.00%
781301-Fees, Licenses, & Permits	35		11,000	11,000	0.00%
781309-Technology Cost Allocation to TRF Fund 653	19,440	1,636	-	(1,636)	-100.00%
782201-Awards	2,500	500	500	-	0.00%
782210-Program Expense	-	25,000	25,000	-	0.00%
Other Expenses Total	126,809	196,136	205,500	9,364	4.77%
Operations Total	520,438	1,315,921	1,142,575	(173,346)	-13.17%
B-Executive Branch Total	4,555,722	6,776,418	6,495,249	(281,169)	-4.15%



City of Chattanooga
Operational Budget
Fiscal Year 2024

Row Labels	Actual FY22	Budget FY23	Proposed FY24	Inc (Dec) Proposed vs. Budget	% Change
1100 - General Fund					
C-Finance & Admin					
CC_C00100 - City General Tax Revenue	13,426		-	-	0.00%
CC_C00101 - Finance Office	3,340,210	3,751,860	3,607,384	(144,476)	-3.85%
CC_C00104 - Financial Grant and Opportunities	149,354	569,006	552,100	(16,906)	-2.97%
CC_C00199 - Payroll Suspense	25,223		-	-	0.00%
CC_C00201 - Office of City Treasurer	1,559,182	1,666,055	1,801,048	134,993	8.10%
CC_C00202 - Delinquent Tax	135,857	186,500	163,000	(23,500)	-12.60%
CC_C00301 - City Court Clerks Office	1,237,772	1,440,499	1,309,294	(131,205)	-9.11%
C-Finance & Admin Total	6,461,023	7,613,920	7,432,826	(181,094)	-2.38%



City of Chattanooga
Operational Budget
Fiscal Year 2024

Row Labels	Actual FY22	Budget FY23	Proposed FY24	Inc (Dec)	
				Requested vs. Budget	% Change
1100 - General Fund					
C-Finance & Admin					
Personnel					
Salary and Wages	2,919,497	3,692,927	3,632,009	(60,918)	-1.65%
Fringe Benefits	1,452,453	2,239,606	2,135,239	(104,367)	-4.66%
Personnel Total	4,371,950	5,932,533	5,767,248	(165,285)	-2.79%
Operations					
Services	1,192,228	1,363,547	1,373,533	9,986	0.73%
Materials & Supplies	56,044	85,640	69,800	(15,840)	-18.50%
Travel Expense	11,172	25,900	25,900	-	0.00%
Vehicle Operating	-	500	500	-	0.00%
Insurance, Claims, and Damages	4,973	5,500	5,500	-	0.00%
Capital Outlay	411,900	8,500	-	(8,500)	-100.00%
Other Expenses	412,757	191,800	190,345	(1,455)	-0.76%
Operations Total	2,089,073	1,681,387	1,665,578	(15,809)	-0.94%
C-Finance & Admin Total	6,461,023	7,613,920	7,432,826	(181,094)	-2.38%



City of Chattanooga
Operational Budget
Fiscal Year 2024

Row Labels	Actual FY22	Budget FY23	Proposed FY24	Inc (Dec)	
				Requested vs. Budget	% Change
1100 - General Fund					
C-Finance & Admin					
Personnel					
Salary and Wages					
601101-Regular Employees	2,419,730	3,611,635	3,598,914	(12,721)	-0.35%
601102-Temporary Staffing	15,564	5,000	-	(5,000)	-100.00%
601103-Part Time Employees	46,580	59,142	48,674	(10,468)	-17.70%
601199-Budget - Attrition (Salary)	-	(51,865)	(237,642)	(185,777)	358.19%
601201-Overtime	50,254	30,000	35,000	5,000	16.67%
601202-Compensatory Time	563	-	-	-	0.00%
602103-Auto Allowance	2,400	-	-	-	0.00%
602105-Cellphone Allowance	4,740	8,640	7,920	(720)	-8.33%
602204-COVID Vaccine Incentive	5,710	-	-	-	0.00%
602301-Personal Leave	210,874	-	-	-	0.00%
602303-Final Leave Payout	56,773	-	-	-	0.00%
602304-Longevity	32,625	30,375	30,525	150	0.49%
602308-Bereavement Pay	2,448	-	-	-	0.00%
602309-Holiday Pay	48,238	-	-	-	0.00%
602399-Payroll Suspense	22,998	-	-	-	0.00%
609999-Budget - Salaries & Wages			148,618	148,618	0.00%
Salary and Wages Total	2,919,497	3,692,927	3,632,009	(60,918)	-1.65%
Fringe Benefits					
611101-FICA (OASDI)	169,654	227,814	228,077	263	0.12%
611102-Medicare	39,944	53,666	53,595	(71)	-0.13%
611201-General Pension	551,642	762,634	763,774	1,140	0.15%
611301-Hospitalization	393,031	798,883	623,243	(175,640)	-21.99%
611302-Life Insurance Benefit	2,512	3,893	2,715	(1,178)	-30.26%
611303-Long-Term Disability	3,374	8,919	11,902	2,983	33.45%
611304-Health Savings Accounts	52,128	41,052	92,680	51,628	125.76%
611402-Employee Health Savings Acct	32	-	-	-	0.00%
611403-On-site Medical Program	72,879	105,648	98,832	(6,816)	-6.45%
619999-Budget - Fringe Benefits			52,017	52,017	0.00%
611206-Other Post-employment Benefits (Civilian)	167,257	237,097	200,244	(36,853)	-15.54%
611404-On-site Facility	-	-	8,160	8,160	0.00%
Fringe Benefits Total	1,452,453	2,239,606	2,135,239	(104,367)	-4.66%
Personnel Total	4,371,950	5,932,533	5,767,248	(165,285)	-2.79%
Operations					
Services					
701102-Auditing & Accounting Services	5,554	5,000	5,000	-	0.00%
701103-Consultant Fees	30,509	100,000	133,000	33,000	33.00%
701109-Legal Services	-	15,000	5,000	(10,000)	-66.67%
701208-On-the-Job Injury Claims	-	5,000	-	(5,000)	-100.00%
702207-Maintenance Services	2,625	13,100	11,000	(2,100)	-16.03%
702221-IT Maintenance	145,535	164,870	-	(164,870)	-100.00%
702225-IT Maintenance - Licensing	108	-	-	-	0.00%
702226-IT Maintenance - Hosting	560	2,500	-	(2,500)	-100.00%
702227-IT Maintenance - Support Maintenance	86,085	85,000	-	(85,000)	-100.00%
703202-Cellular Phone Service	-	-	550	550	0.00%
703206-Air Cards	4,782	2,520	500	(2,020)	-80.16%
704108-Office Machine Rental	(202,262)	18,263	20,650	2,387	13.07%
704201-Advertising	15,659	25,500	20,500	(5,000)	-19.61%

City of Chattanooga
Operational Budget
Fiscal Year 2024

Row Labels	Actual FY22	Budget FY23	Proposed FY24	Inc (Dec)	
				Requested vs. Budget	% Change
704207-Collection Expense	26,379	23,000	23,000	-	0.00%
704210-Printing	53,278	28,000	53,000	25,000	89.29%
704211-Court Costs	336	3,000	2,500	(500)	-16.67%
704215-Security Services	2,391		4,400	4,400	0.00%
704228-Translation Service	12,740	20,000	20,000	-	0.00%
704306-Dues	4,555	9,750	7,688	(2,062)	-21.15%
704307-Employment Agencies	23,895	7,500	50,000	42,500	566.67%
704309-Meeting Expense	3,419	4,200	3,165	(1,035)	-24.64%
704310-Local Mileage	388	260	1,700	1,440	553.85%
704311-Miscellaneous Services	605	100	200	100	100.00%
704312-Other Contracted Service	-	58,900	41,000	(17,900)	-30.39%
704319-Parking	15,370	12,039	12,780	741	6.15%
704320-Link2Gov Internet Fee	60,309		-	-	0.00%
704321-County Trustee Collection Fee	755,315	506,500	731,500	225,000	44.42%
704337-Title/Escrow Search	77,300	92,000	88,000	(4,000)	-4.35%
704340-Shredding and Recycling Services	378	700	600	(100)	-14.29%
704405-Discounts Taken	(1)		-	-	0.00%
704501-Freight, Express & Drayage	203	750	350	(400)	-53.33%
704502-Postage	45,426	104,820	84,000	(20,820)	-19.86%
704601-Local Registration Fees	430	300	1,500	1,200	400.00%
704602-Training Costs	7,730	26,025	23,150	(2,875)	-11.05%
704603-Tuition & Books	(125)		-	-	0.00%
704701-Lockbox Fee	4,703	6,000	6,000	-	0.00%
704702-Bank Service Charges	(3,449)	2,950	2,800	(150)	-5.08%
704703-Bank Analysis Fee	39	5,000	5,000	-	0.00%
704705-Credit Card Use Charge	11,462	15,000	15,000	-	0.00%
Services Total	1,192,228	1,363,547	1,373,533	9,986	0.73%
Materials & Supplies					
711104-Forms & Printed Material	23,016	43,000	33,000	(10,000)	-23.26%
711107-Newspapers	-	800	-	(800)	-100.00%
711108-Periodicals, Publications	-	1,300	1,300	-	0.00%
711109-Office Supplies & Stationery	20,636	23,640	26,700	3,060	12.94%
711110-Technology Accessories & Supplies	2,843	750	1,000	250	33.33%
711111-Printer Toner Cartridges	811	11,500	3,500	(8,000)	-69.57%
714106-Cleaning Supplies	395	600	450	(150)	-25.00%
714107-Clothing	998		-	-	0.00%
714112-Electronic Parts	144		-	-	0.00%
714117-Food & Ice	813	1,150	950	(200)	-17.39%
714122-Kitchen & Dining Room Supplies	708	1,850	1,850	-	0.00%
714124-Medical Supplies (First Aid)	-	50	50	-	0.00%
714126-Other Materials & Supplies	5,166	1,000	1,000	-	0.00%
714132-Test Materials	514		-	-	0.00%
Materials & Supplies Total	56,044	85,640	69,800	(15,840)	-18.50%
Travel Expense					
721101-Out-of-town Mileage	1,503	2,100	1,850	(250)	-11.90%
721102-Transportation	1,418	3,500	4,010	510	14.57%
721201-Hotels	4,112	5,200	7,200	2,000	38.46%
721202-Meals	1,267	2,300	3,100	800	34.78%
721301-Registration Fees	2,655	12,800	9,740	(3,060)	-23.91%
721302-Other Travel Expenses	217		-	-	0.00%
Travel Expense Total	11,172	25,900	25,900	-	0.00%

City of Chattanooga
Operational Budget
Fiscal Year 2024

Row Labels	Actual FY22	Budget FY23	Proposed FY24	Inc (Dec)	
				Requested vs. Budget	% Change
Vehicle Operating					
731403-Vehicle rental - local use	-	500	500	-	0.00%
Vehicle Operating Total	-	500	500	-	0.00%
Insurance, Claims, and Damages					
742503-Fidelity & Surety Bonds	4,973	5,500	5,500	-	0.00%
Insurance, Claims, and Damages Total	4,973	5,500	5,500	-	0.00%
Capital Outlay					
772109-Office Furniture	22,352	2,500	-	(2,500)	-100.00%
772111-Computer Software under 15000	489	500	-	(500)	-100.00%
772112-Computer equipment under 5000	842	5,500	-	(5,500)	-100.00%
772208-Capital Lease Expense	388,218		-	-	0.00%
Capital Outlay Total	411,900	8,500	-	(8,500)	-100.00%
Other Expenses					
781103-Space Costs	164,004	185,000	185,000	-	0.00%
781301-Fees, Licenses, & Permits	1,977	3,050	3,095	45	1.48%
781303-State Fees Other	-	1,500	-	(1,500)	-100.00%
781309-Technology Cost Allocation to TRF Fund 653	24,300		-	-	0.00%
782201-Awards	204	2,250	2,250	-	0.00%
782202-Donations	50		-	-	0.00%
783102-Lease Financing Principal (GASB 87)	221,689		-	-	0.00%
783155-Interest Expense (GASB 87)	533		-	-	0.00%
Other Expenses Total	412,757	191,800	190,345	(1,455)	-0.76%
Operations Total	2,089,073	1,681,387	1,665,578	(15,809)	-0.94%
C-Finance & Admin Total	6,461,023	7,613,920	7,432,826	(181,094)	-2.38%



City of Chattanooga
Operational Budget
Fiscal Year 2024

Row Labels	Actual FY22	Budget FY23	Proposed FY24	Inc (Dec) Proposed vs. Budget	% Change
1100 - General Fund					
E-Human Resources					
CC_E00101 - Human Resources Admin	2,125,902	1,952,145	1,894,573	(57,572)	-2.95%
CC_E00102 - Employee Training	1,239	249,654	265,303	15,649	6.27%
CC_E00201 - Employees Insurance Office	424,415	589,492	690,889	101,397	17.20%
CC_E00203 - Employees Safety Program	139,851	512,412	280,771	(231,641)	-45.21%
CC_E00204 - Risk Management	-		250,853	250,853	0.00%
CC_E00301 - OJI Admin	198,792	183,530	183,501	(29)	-0.02%
CC_E00303 - Physical Exam Police	8,957	15,000	-	(15,000)	-100.00%
E-Human Resources Total	2,899,156	3,502,233	3,565,890	63,657	1.82%



City of Chattanooga
Operational Budget
Fiscal Year 2024

Row Labels	Actual FY22	Budget FY23	Proposed FY24	Inc (Dec)	
				Requested vs. Budget	% Change
1100 - General Fund					
E-Human Resources					
Personnel					
Salary and Wages	1,700,293	1,941,755	2,025,800	84,045	4.33%
Fringe Benefits	876,187	1,132,218	1,193,349	61,131	5.40%
Personnel Total	2,576,480	3,073,973	3,219,149	145,176	4.72%
Operations					
Services	82,908	221,325	147,103	(74,222)	-33.54%
Materials & Supplies	18,565	11,033	7,420	(3,613)	-32.75%
Travel Expense	300		-	-	0.00%
Vehicle Operating	7,466	7,422	4,717	(2,705)	-36.45%
Insurance, Claims, and Damages	198,792	183,480	183,501	21	0.01%
Capital Outlay	433		-	-	0.00%
Other Expenses	14,212	5,000	4,000	(1,000)	-20.00%
Operations Total	322,676	428,260	346,741	(81,519)	-19.03%
E-Human Resources Total	2,899,156	3,502,233	3,565,890	63,657	1.82%



City of Chattanooga
Operational Budget
Fiscal Year 2024

Row Labels	Actual FY22	Budget FY23	Proposed FY24	Inc (Dec)	
				Requested vs. Budget	% Change
1100 - General Fund					
E-Human Resources					
Personnel					
Salary and Wages					
601101-Regular Employees	1,473,336	1,984,885	2,006,593	21,708	1.09%
601102-Temporary Staffing	13,360		-	-	0.00%
601104-State Training Wages	800		-	-	0.00%
601199-Budget - Attrition (Salary)	-	(80,000)	(80,000)	-	0.00%
601201-Overtime	13,431		-	-	0.00%
601202-Compensatory Time	229		100	100	0.00%
602105-Cellphone Allowance	12,329	22,320	23,040	720	3.23%
602204-COVID Vaccine Incentive	3,116		-	-	0.00%
602301-Personal Leave	155,763		-	-	0.00%
602303-Final Leave Payout	2,255		-	-	0.00%
602304-Longevity	13,404	14,550	14,175	(375)	-2.58%
602306-Call Back Pay	43		-	-	0.00%
602309-Holiday Pay	12,228		-	-	0.00%
609999-Budget - Salaries & Wages			61,892	61,892	0.00%
Salary and Wages Total	1,700,293	1,941,755	2,025,800	84,045	4.33%
Fringe Benefits					
611101-FICA (OASDI)	99,021	123,896	125,244	1,348	1.09%
611102-Medicare	23,294	28,977	29,298	321	1.11%
611199-Budget - Attrition (Benefits)	-	(20,000)	(20,000)	-	0.00%
611201-General Pension	342,620	418,470	423,149	4,679	1.12%
611301-Hospitalization	232,515	363,463	408,060	44,597	12.27%
611302-Life Insurance Benefit	1,537	2,299	1,430	(869)	-37.80%
611303-Long-Term Disability	2,178	4,471	6,710	2,239	50.08%
611304-Health Savings Accounts	33,006	34,535	30,120	(4,415)	-12.78%
611402-Employee Health Savings Acct	14		72	72	0.00%
611403-On-site Medical Program	36,278	46,008	52,824	6,816	14.81%
619999-Budget - Fringe Benefits			21,661	21,661	0.00%
611206-Other Post-employment Benefits (Civilian)	105,723	130,099	110,941	(19,158)	-14.73%
611404-On-site Facility	-		3,840	3,840	0.00%
Fringe Benefits Total	876,187	1,132,218	1,193,349	61,131	5.40%
Personnel Total	2,576,480	3,073,973	3,219,149	145,176	4.72%
Operations					
Services					
701103-Consultant Fees	30,273	95,000	40,000	(55,000)	-57.89%
701107-Investigative Services	17,887	20,000	20,000	-	0.00%
701208-On-the-Job Injury Claims	710	1,000	1,000	-	0.00%
701210-Psychological Exam	9,872	15,000	-	(15,000)	-100.00%
702221-IT Maintenance	3,704		-	-	0.00%
703206-Air Cards	795		816	816	0.00%
704108-Office Machine Rental	6,571	4,800	6,800	2,000	41.67%
704201-Advertising	2,083	11,700	11,700	-	0.00%
704210-Printing	-	250	250	-	0.00%
704239-Bio-Hazard / Environmental Services	1,214		-	-	0.00%
704306-Dues	2,525	2,250	-	(2,250)	-100.00%
704307-Employment Agencies	-	25,000	25,000	-	0.00%
704310-Local Mileage	501	9,800	2,700	(7,100)	-72.45%
704311-Miscellaneous Services	2		-	-	0.00%

Dept by Acct

City of Chattanooga
Operational Budget
Fiscal Year 2024

Row Labels	Actual FY22	Budget FY23	Proposed FY24	Inc (Dec)	
				Requested vs. Budget	% Change
704313-Recording Documents	-		520	520	0.00%
704319-Parking	-	25	25	-	0.00%
704340-Shredding and Recycling Services	146	200	200	-	0.00%
704501-Freight, Express & Drayage	-	150	-	(150)	-100.00%
704502-Postage	3,630	2,350	4,092	1,742	74.13%
704601-Local Registration Fees	289	800	1,000	200	25.00%
704602-Training Costs	1,977	32,000	31,000	(1,000)	-3.13%
704603-Tuition & Books	-	1,000	2,000	1,000	100.00%
704205-Applicant & Promotional Testing	98		-	-	0.00%
701101-Archaeological Services	633		-	-	0.00%
Services Total	82,908	221,325	147,103	(74,222)	-33.54%
Materials & Supplies					
711101-Audio Visual Supplies	730	550	550	-	0.00%
711102-Books	-	300	-	(300)	-100.00%
711104-Forms & Printed Material	1,317	700	1,500	800	114.29%
711105-Instructional Materials & Supplies	-	250	-	(250)	-100.00%
711109-Office Supplies & Stationery	4,405	2,113	2,500	387	18.32%
711110-Technology Accessories & Supplies	4,172	500	500	-	0.00%
712106-Hardware Replacement	207		-	-	0.00%
714107-Clothing	76		-	-	0.00%
714117-Food & Ice	712	250	500	250	100.00%
714122-Kitchen & Dining Room Supplies	209	250	-	(250)	-100.00%
714124-Medical Supplies (First Aid)	125	200	200	-	0.00%
714129-Safety Equipment	-	480	730	250	52.08%
714130-Safety Shoes	162	940	940	-	0.00%
714132-Test Materials	1,000		-	-	0.00%
714142-Instrumentation Parts	307		-	-	0.00%
714148-Security Material & Supplies	5,145	4,500	-	(4,500)	-100.00%
Materials & Supplies Total	18,565	11,033	7,420	(3,613)	-32.75%
Travel Expense					
721301-Registration Fees	300		-	-	0.00%
Travel Expense Total	300		-	-	0.00%
Vehicle Operating					
731102-Gasoline	683	650	650	-	0.00%
731204-Vehicle Parts & Supplies	11		-	-	0.00%
731401-Fleet Leased Vehicle	6,772	6,772	4,067	(2,705)	-39.94%
Vehicle Operating Total	7,466	7,422	4,717	(2,705)	-36.45%
Insurance, Claims, and Damages					
742501-Insurance Administrative Cost	198,792	183,480	183,501	21	0.01%
Insurance, Claims, and Damages Total	198,792	183,480	183,501	21	0.01%
Capital Outlay					
772108-Recreational Equipment	73		-	-	0.00%
772109-Office Furniture	360		-	-	0.00%
Capital Outlay Total	433		-	-	0.00%
Other Expenses					
781301-Fees, Licenses, & Permits	-	1,000	-	(1,000)	-100.00%
781309-Technology Cost Allocation to TRF Fund 653	11,948		-	-	0.00%
782201-Awards	2,264	4,000	4,000	-	0.00%

City of Chattanooga
Operational Budget
Fiscal Year 2024

Row Labels	Actual FY22	Budget FY23	Proposed FY24	Inc (Dec)	
				Requested vs. Budget	% Change
Other Expenses Total	14,212	5,000	4,000	(1,000)	-20.00%
Operations Total	322,676	428,260	346,741	(81,519)	-19.03%
E-Human Resources Total	2,899,156	3,502,233	3,565,890	63,657	1.82%



City of Chattanooga
Operational Budget
Fiscal Year 2024

Row Labels	Actual FY22	Budget FY23	Proposed FY24	Inc (Dec) Proposed vs. Budget	% Change
1100 - General Fund					
G-Community Development					
CC_G00106 - ECD Homeless Outreach Program	17,990		-	-	0.00%
CC_G00201 - Neighborhood Service Development	118		-	-	0.00%
CC_G00301 - Code Enforcement Office	2,004,869	2,554,924	-	(2,554,924)	-100.00%
CC_G00302 - Back Tax Properties Abatement	-	150,000	-	(150,000)	-100.00%
CC_G00401 - CD Administration	843,836	591,703	969,772	378,069	63.90%
CC_G00402 - CD Home Repair Program	12,037		-	-	0.00%
CC_G00403 - CD Public Communication	-	123,670	128,614	4,944	4.00%
CC_G00404 - CD Office of Family Empowerment	-	383,447	419,441	35,994	9.39%
CC_G00501 - CD Community Centers Admin	1,160,201	939,446	704,589	(234,857)	-25.00%
CC_G00502 - CD Kids Kamp	97,619	40,000	444,000	404,000	1010.00%
CC_G00503 - CD Rec Ctr Avondale	285,066	49,700	53,900	4,200	8.45%
CC_G00504 - CD Rec Ctr Chris L. Ramsey Sr (Brainerd)	698,265	84,100	86,300	2,200	2.62%
CC_G00505 - CD Rec Ctr Carver	571,504	37,300	42,500	5,200	13.94%
CC_G00506 - CD Rec Ctr East Chattanooga	284,039	26,500	33,300	6,800	25.66%
CC_G00507 - CD Rec Ctr East Lake	266,965	35,600	61,200	25,600	71.91%
CC_G00508 - CD Rec Ctr Eastdale	253,283	36,400	36,400	-	0.00%
CC_G00509 - CD Rec Ctr First Centenary	66,993	6,000	9,000	3,000	50.00%
CC_G00510 - CD Rec Ctr Frances B Wyatt	87,045	27,800	27,800	-	0.00%
CC_G00511 - CD Rec Ctr Glenwood	281,197	46,600	48,600	2,000	4.29%
CC_G00512 - CD Rec Ctr John A Patten	326,688	51,100	51,100	-	0.00%
CC_G00513 - CD Rec Ctr North Chattanooga	215,101	26,800	26,800	-	0.00%
CC_G00514 - CD Rec Ctr Shepherd	367,028	50,060	50,060	-	0.00%
CC_G00515 - CD Rec Ctr South Chattanooga	361,746	94,600	94,600	-	0.00%
CC_G00516 - CD Rec Ctr Tyner	320,401	42,300	42,300	-	0.00%
CC_G00517 - CD Rec Ctr Washington Hills	284,829	43,100	43,100	-	0.00%
CC_G00518 - CD Rec Ctr Westside Community Ctr	159,385	15,000	16,000	1,000	6.67%
CC_G00519 - CD Rec Ctr Hixson	335,023	46,600	46,600	-	0.00%
CC_G00520 - CD Rec Ctr Cromwell Community Center	95,760	13,000	13,000	-	0.00%
CC_G00521 - CD North River Civic Center	131,934	183,520	40,600	(142,920)	-77.88%
CC_G00522 - CD Eastgate Senior Center	210,052	314,679	94,300	(220,379)	-70.03%
CC_G00523 - CD Heritage House	153,695	209,972	18,100	(191,872)	-91.38%
CC_G00524 - CD Fitness Center	27,940		-	-	0.00%
CC_G00526 - CD Community Center Staffing	-	5,251,379	6,197,371	945,992	18.01%
CC_G00527 - CD Teen Programming	-	229,773	-	(229,773)	-100.00%
CC_G00601 - Homeless and Supportive Housing	1,101,960	2,382,763	-	(2,382,763)	-100.00%
CC_G00701 - CD Neighborhood Services	346,067	533,407	-	(533,407)	-100.00%
G-Community Development Total	11,368,635	14,621,243	9,799,347	(4,821,896)	-32.98%



City of Chattanooga
Operational Budget
Fiscal Year 2024

Row Labels	Actual FY22	Budget FY23	Proposed FY24	Inc (Dec)	
				Requested vs. Budget	% Change
1100 - General Fund					
G-Community Development					
Personnel					
Salary and Wages	5,782,212	6,650,225	5,596,024	(1,054,201)	-15.85%
Fringe Benefits	2,968,170	3,617,076	2,583,297	(1,033,779)	-28.58%
Personnel Total	8,750,382	10,267,301	8,179,321	(2,087,980)	-20.34%
Operations					
Services	2,175,497	3,401,595	1,257,850	(2,143,745)	-63.02%
Materials & Supplies	76,456	403,815	258,975	(144,840)	-35.87%
Travel Expense	21,491	45,100	24,375	(20,725)	-45.95%
Vehicle Operating	249,885	314,532	56,926	(257,606)	-81.90%
Insurance, Claims, and Damages	-	10,000	10,000	-	0.00%
Capital Outlay	28,546	36,000	-	(36,000)	-100.00%
Other Expenses	66,378	142,900	11,900	(131,000)	-91.67%
Operations Total	2,618,253	4,353,942	1,620,026	(2,733,916)	-62.79%
G-Community Development Total	11,368,635	14,621,243	9,799,347	(4,821,896)	-32.98%



City of Chattanooga
Operational Budget
Fiscal Year 2024

Row Labels	Actual FY22	Budget FY23	Proposed FY24	Inc (Dec)	
				Requested vs. Budget	% Change
1100 - General Fund					
G-Community Development					
Personnel					
Salary and Wages					
601101-Regular Employees	4,403,342	5,970,912	4,151,425	(1,819,487)	-30.47%
601102-Temporary Staffing	199,952		320,000	320,000	0.00%
601103-Part Time Employees	312,657	1,159,253	826,810	(332,443)	-28.68%
601105-Injured On Duty Pay	108		-	-	0.00%
601199-Budget - Attrition (Salary)	-	(600,000)	(301,000)	299,000	-49.83%
601201-Overtime	6,400		-	-	0.00%
601202-Compensatory Time	9,978		-	-	0.00%
602105-Cellphone Allowance	32,640	30,960	11,520	(19,440)	-62.79%
602204-COVID Vaccine Incentive	10,990		-	-	0.00%
602301-Personal Leave	575,630		-	-	0.00%
602303-Final Leave Payout	12,640		-	-	0.00%
602304-Longevity	86,550	89,100	84,225	(4,875)	-5.47%
602306-Call Back Pay	37		-	-	0.00%
602308-Bereavement Pay	6,127		-	-	0.00%
602309-Holiday Pay	125,162		-	-	0.00%
609999-Budget - Salaries & Wages			503,044	503,044	0.00%
Salary and Wages Total	5,782,212	6,650,225	5,596,024	(1,054,201)	-15.85%
Fringe Benefits					
611101-FICA (OASDI)	340,482	447,202	314,033	(133,169)	-29.78%
611102-Medicare	79,773	104,605	73,471	(31,134)	-29.76%
611199-Budget - Attrition (Benefits)	-	(300,000)	-	300,000	-100.00%
611201-General Pension	1,083,109	1,268,954	887,883	(381,071)	-30.03%
611202-Fire & Police Pension	688		-	-	0.00%
611207-OPEB (Grants)	53		4,205	4,205	0.00%
611301-Hospitalization	883,783	1,401,948	672,545	(729,403)	-52.03%
611302-Life Insurance Benefit	5,505	6,679	3,357	(3,322)	-49.74%
611303-Long-Term Disability	6,638	17,437	14,202	(3,235)	-18.55%
611304-Health Savings Accounts	69,888	69,983	75,598	5,615	8.02%
611402-Employee Health Savings Acct	41		-	-	0.00%
611403-On-site Medical Program	169,109	205,758	129,504	(76,254)	-37.06%
619999-Budget - Fringe Benefits			176,065	176,065	0.00%
611206-Other Post-employment Benefits (Civilian)	329,102	394,510	217,434	(177,076)	-44.89%
611404-On-site Facility	-		15,000	15,000	0.00%
Fringe Benefits Total	2,968,170	3,617,076	2,583,297	(1,033,779)	-28.58%
Personnel Total	8,750,382	10,267,301	8,179,321	(2,087,980)	-20.34%
Operations					
Services					
701103-Consultant Fees	60,000	2,500	-	(2,500)	-100.00%
701104-Court Reporter & Transcriber Fees	-	200	-	(200)	-100.00%
701105-Engineering Non-construction Consulting	-	5,000	-	(5,000)	-100.00%
701110-Veterinary Services	202		-	-	0.00%
701208-On-the-Job Injury Claims	2,055		-	-	0.00%
702103-Exterminating Service	-	11,040	-	(11,040)	-100.00%
702107-Mechanical Trades	76	100	-	(100)	-100.00%
702108-Locksmith	3,246	750	-	(750)	-100.00%
702109-Custodial Services	14,792	12,000	9,000	(3,000)	-25.00%
702204-Contracted Repair Service	45		-	-	0.00%

City of Chattanooga
Operational Budget
Fiscal Year 2024

Row Labels	Actual FY22	Budget FY23	Proposed FY24	Inc (Dec)	
				Requested vs. Budget	% Change
702207-Maintenance Services	330	500	500	-	0.00%
702208-Fire Prevention Measures	5,720		4,000	4,000	0.00%
702221-IT Maintenance	78,511	100,000	-	(100,000)	-100.00%
702225-IT Maintenance - Licensing	71		-	-	0.00%
702226-IT Maintenance - Hosting	31,148	26,700	-	(26,700)	-100.00%
702227-IT Maintenance - Support Maintenance	6,750	13,000	-	(13,000)	-100.00%
703101-Electricity	474,410	259,000	261,900	2,900	1.12%
703102-Natural Gas	101,420	57,300	86,100	28,800	50.26%
703103-Water	136,984	56,900	58,800	1,900	3.34%
703109-Sewer	146,550	84,400	92,000	7,600	9.00%
703206-Air Cards	6,073	4,800	2,100	(2,700)	-56.25%
704102-Clothing & Linen Service	2		-	-	0.00%
704104-Equipment Rental	4,415	7,000	13,000	6,000	85.71%
704105-Property Rental	93,962	87,000	88,000	1,000	1.15%
704106-Dumpster Rental	1,132		-	-	0.00%
704107-Floor Mat / Scrapper Rental	-		2,300	2,300	0.00%
704108-Office Machine Rental	31,368	34,755	34,000	(755)	-2.17%
704201-Advertising	8,237	13,450	10,450	(3,000)	-22.30%
704208-Contracted Repair	(7,206)	15,000	5,000	(10,000)	-66.67%
704210-Printing	6,039	11,000	5,500	(5,500)	-50.00%
704212-Data Processing Service	-		500	500	0.00%
704213-Debris Removal & Cleanup	97,851	350,000	-	(350,000)	-100.00%
704217-Photographic Services	1,470		-	-	0.00%
704219-Property Appraisals	15,035	3,500	-	(3,500)	-100.00%
704221-Recreation Support Services	994	68,000	208,600	140,600	206.76%
704239-Bio-Hazard / Environmental Services	-	2,500	-	(2,500)	-100.00%
704242-License Testing	-	1,500	-	(1,500)	-100.00%
704306-Dues	30	11,500	3,250	(8,250)	-71.74%
704307-Employment Agencies	78,158	50,000	37,000	(13,000)	-26.00%
704308-Local Transportation	-	20,000	60,000	40,000	200.00%
704309-Meeting Expense	110	250	-	(250)	-100.00%
704310-Local Mileage	2,892	6,500	250	(6,250)	-96.15%
704311-Miscellaneous Services	23,398	6,800	1,800	(5,000)	-73.53%
704312-Other Contracted Service	10,642	136,700	1,700	(135,000)	-98.76%
704313-Recording Documents	10,025	12,200	-	(12,200)	-100.00%
704315-Waste Disposal	12,797	17,000	22,900	5,900	34.71%
704317-Contracted Operations	124,591	100,000	-	(100,000)	-100.00%
704319-Parking	-	150	700	550	366.67%
704320-Link2Gov Internet Fee	-	500	400	(100)	-20.00%
704329-Radio Maintenance	1,691		-	-	0.00%
704330-Demolition Services	454,158	450,000	-	(450,000)	-100.00%
704335-Public Communication	4,974	10,000	12,500	2,500	25.00%
704337-Title/Escrow Search	13,513	4,500	-	(4,500)	-100.00%
704340-Shredding and Recycling Services	276	450	300	(150)	-33.33%
704499-Incomplete Expense Allocation	19		-	-	0.00%
704501-Freight, Express & Drayage	-	50	50	-	0.00%
704502-Postage	26,738	26,850	700	(26,150)	-97.39%
704503-Warehouse Storage and Delivery	2,111		5,000	5,000	0.00%
704601-Local Registration Fees	-	700	-	(700)	-100.00%
704602-Training Costs	13,824	14,550	9,550	(5,000)	-34.36%
704603-Tuition & Books	1,000		-	-	0.00%
705201-Client Services - Hotel Rent	72,871		-	-	0.00%
704347-Agency Contracted Services	-	1,305,000	220,000	(1,085,000)	-83.14%
Services Total	2,175,497	3,401,595	1,257,850	(2,143,745)	-63.02%

Dept by Acct

City of Chattanooga
Operational Budget
Fiscal Year 2024

Row Labels	Actual FY22	Budget FY23	Proposed FY24	Inc (Dec)	
				Requested vs. Budget	% Change
Materials & Supplies					
711101-Audio Visual Supplies	670	1,000	-	(1,000)	-100.00%
711102-Books	120	100	-	(100)	-100.00%
711104-Forms & Printed Material	114		-	-	0.00%
711105-Instructional Materials & Supplies	-	500	500	-	0.00%
711109-Office Supplies & Stationery	15,204	32,300	22,500	(9,800)	-30.34%
711110-Technology Accessories & Supplies	40	300	100	(200)	-66.67%
711111-Printer Toner Cartridges	1,304	1,500	500	(1,000)	-66.67%
712106-Hardware Replacement	54		-	-	0.00%
712107-Lumber & Wood Products	10,760	15,000	-	(15,000)	-100.00%
712109-Paint	-	2,000	-	(2,000)	-100.00%
713109-Repair Parts	957		-	-	0.00%
714105-Building Maintenance Supplies	5,523	70,000	20,000	(50,000)	-71.43%
714106-Cleaning Supplies	780		8,750	8,750	0.00%
714107-Clothing	3,837	19,500	12,000	(7,500)	-38.46%
714108-Cultural Arts Supplies	524		-	-	0.00%
714112-Electronic Parts	1,348		-	-	0.00%
714117-Food & Ice	13,828	31,165	23,415	(7,750)	-24.87%
714120-Hardware, Nails, Small Tools	231		-	-	0.00%
714122-Kitchen & Dining Room Supplies	861		-	-	0.00%
714125-Oil & Lubricants	116		-	-	0.00%
714126-Other Materials & Supplies	1,267	100	100	-	0.00%
714128-Recreational Supplies	14,712	171,000	161,260	(9,740)	-5.70%
714129-Safety Equipment	688	2,800	1,300	(1,500)	-53.57%
714135-Locks & Key supplies	137	550	550	-	0.00%
714138-Flags Banners and Signage	-	50,000	5,000	(45,000)	-90.00%
714143-Event Planning, Services and Catering	-	6,000	3,000	(3,000)	-50.00%
714149-Waste and Recycle Containers	3,381		-	-	0.00%
Materials & Supplies Total	76,456	403,815	258,975	(144,840)	-35.87%
Travel Expense					
721101-Out-of-town Mileage	318	200	-	(200)	-100.00%
721102-Transportation	3,845	8,750	5,000	(3,750)	-42.86%
721103-Auto Rental	-		500	500	0.00%
721201-Hotels	5,706	16,200	7,100	(9,100)	-56.17%
721202-Meals	1,208	4,550	1,700	(2,850)	-62.64%
721301-Registration Fees	10,140	14,200	9,325	(4,875)	-34.33%
721302-Other Travel Expenses	275	1,200	750	(450)	-37.50%
Travel Expense Total	21,491	45,100	24,375	(20,725)	-45.95%
Vehicle Operating					
731102-Gasoline	30,719	30,951	9,000	(21,951)	-70.92%
731203-Vehicle Labor	15,176	16,200	5,200	(11,000)	-67.90%
731204-Vehicle Parts & Supplies	16,868	9,200	2,200	(7,000)	-76.09%
731301-Car Wash	869	1,000	300	(700)	-70.00%
731302-Licenses & Titles	226		-	-	0.00%
731401-Fleet Leased Vehicle	183,491	242,181	35,226	(206,955)	-85.45%
731403-Vehicle rental - local use	2,536	15,000	5,000	(10,000)	-66.67%
Vehicle Operating Total	249,885	314,532	56,926	(257,606)	-81.90%
Insurance, Claims, and Damages					
742404-Liability Insurance	-	10,000	10,000	-	0.00%
Insurance, Claims, and Damages Total	-	10,000	10,000	-	0.00%

City of Chattanooga
Operational Budget
Fiscal Year 2024

Row Labels	Actual FY22	Budget FY23	Proposed FY24	Inc (Dec)	
				Requested vs. Budget	% Change
Capital Outlay					
772102-Building Equipment	-	31,000	-	(31,000)	-100.00%
772108-Recreational Equipment	13,472		-	-	0.00%
772109-Office Furniture	3,301		-	-	0.00%
772111-Computer Software under 15000	363		-	-	0.00%
772112-Computer equipment under 5000	9,399		-	-	0.00%
772122-Office Equipment (under 5000)	1,107		-	-	0.00%
772203-Fencing	904	5,000	-	(5,000)	-100.00%
Capital Outlay Total	28,546	36,000	-	(36,000)	-100.00%
Other Expenses					
781301-Fees, Licenses, & Permits	14,365	12,000	11,000	(1,000)	-8.33%
781309-Technology Cost Allocation to TRF Fund 653	49,512		-	-	0.00%
782201-Awards	-	900	900	-	0.00%
782202-Donations	2,500		-	-	0.00%
782210-Program Expense	-	130,000	-	(130,000)	-100.00%
Other Expenses Total	66,378	142,900	11,900	(131,000)	-91.67%
Operations Total	2,618,253	4,353,942	1,620,026	(2,733,916)	-62.79%
G-Community Development Total	11,368,635	14,621,243	9,799,347	(4,821,896)	-32.98%

City of Chattanooga
Operational Budget
Fiscal Year 2024

Row Labels	Actual FY22	Budget FY23	Proposed FY24	Inc (Dec) Proposed vs. Budget	% Change
1100 - General Fund					
H-Police					
CC_H00101 - Chief of Police	946,838	1,893,142	1,929,983	36,841	1.95%
CC_H00102 - Internal Affairs	2,031,799	1,978,944	2,124,670	145,726	7.36%
CC_H00201 - Police Uniform Services Command	352,114	369,889	33,362,579	32,992,690	8919.62%
CC_H00202 - Police Community Services	1,145,978	1,625,754	2,047,065	421,311	25.91%
CC_H00203 - Police Special Operations	5,326,530	5,436,901	6,391,898	954,997	17.57%
CC_H00301 - Police Patrol Alpha	5,159,370	5,545,845	-	(5,545,845)	-100.00%
CC_H00302 - Police Patrol Bravo	1,557,217		-	-	0.00%
CC_H00303 - Police Patrol Charlie	5,694,331	6,979,911	-	(6,979,911)	-100.00%
CC_H00306 - Police Bike Patrol	371,204	570,086	-	(570,086)	-100.00%
CC_H00401 - Police Patrol Echo	4,166,471	4,678,496	-	(4,678,496)	-100.00%
CC_H00402 - Police Patrol Fox	4,347,192	4,538,746	-	(4,538,746)	-100.00%
CC_H00501 - Police Patrol Delta	4,596,296	5,019,809	-	(5,019,809)	-100.00%
CC_H00502 - Police Patrol George	4,079,026	4,216,186	-	(4,216,186)	-100.00%
CC_H00601 - Investigative Services Command	767,179	1,735,276	3,365,380	1,630,104	93.94%
CC_H00603 - Major Crimes	10,487,497	9,989,429	8,960,699	(1,028,730)	-10.30%
CC_H00604 - Special Investigations	4,137,135	4,495,373	4,062,661	(432,712)	-9.63%
CC_H00605 - Special Victims Unit at Family Justice Center	1,700,010	1,810,905	2,054,610	243,705	13.46%
CC_H00702 - Police Admin Support & Tech Svcs	2,029,066	2,266,069	2,722,748	456,679	20.15%
CC_H00703 - Police Training Recruiting	5,936,301	5,221,452	3,222,009	(1,999,443)	-38.29%
CC_H00704 - Police Budget & Finance	450,952	476,085	-	(476,085)	-100.00%
CC_H00705 - Police Facilities & Security	6,808,044	7,639,900	7,171,875	(468,025)	-6.13%
CC_H00706 - Police Facilities East 11th St Station	10,020	25,326	-	(25,326)	-100.00%
CC_H00707 - Real Time Intelligence Center {RTIC}	3,318,170	1,811,351	1,420,353	(390,998)	-21.59%
CC_H00801 - Records Management & Services	353,406	827,858	611,311	(216,547)	-26.16%
CC_H00802 - Polygraph	37,387	34,898	-	(34,898)	-100.00%
CC_H00803 - Police Communications Center	5,329,093	5,250,165	5,707,915	457,750	8.72%
CC_H00804 - Animal Services CPD	1,830,310	1,921,826	2,017,908	96,082	5.00%
H-Police Total	82,968,937	86,359,622	87,173,664	814,042	0.94%



City of Chattanooga
Operational Budget
Fiscal Year 2024

Row Labels	Actual FY22	Budget FY23	Proposed FY24	Inc (Dec)	
				Requested vs. Budget	% Change
1100 - General Fund					
H-Police					
Personnel					
Salary and Wages	35,304,482	36,656,261	38,289,797	1,633,536	4.46%
Fringe Benefits	29,743,326	31,435,381	31,948,800	513,419	1.63%
Personnel Total	65,047,808	68,091,642	70,238,597	2,146,955	3.15%
Operations					
Services	10,493,643	10,361,419	10,202,845	(158,574)	-1.53%
Materials & Supplies	310,305	309,245	313,484	4,239	1.37%
Travel Expense	124,556	48,690	52,670	3,980	8.17%
Vehicle Operating	5,059,154	6,049,200	4,853,642	(1,195,558)	-19.76%
Insurance, Claims, and Damages	4,726		9,000	9,000	0.00%
Inventory Costs	177		-	-	0.00%
Capital Assets	32,829	1,400,000	1,404,000	4,000	0.29%
Capital Outlay	1,611,916	50,000	50,000	-	0.00%
Other Expenses	283,823	49,426	49,426	-	0.00%
Operations Total	17,921,129	18,267,980	16,935,067	(1,332,913)	-7.30%
H-Police Total	82,968,937	86,359,622	87,173,664	814,042	0.94%



City of Chattanooga
Operational Budget
Fiscal Year 2024

Row Labels	Actual FY22	Budget FY23	Proposed FY24	Inc (Dec)	
				Requested vs. Budget	% Change
1100 - General Fund					
H-Police					
Personnel					
Salary and Wages					
601101-Regular Employees	26,281,998	33,742,485	34,706,674	964,189	2.86%
601102-Temporary Staffing	136		-	-	0.00%
601103-Part Time Employees	213,008	451,372	501,136	49,764	11.03%
601104-State Training Wages	330,400	381,600	381,600	-	0.00%
601105-Injured On Duty Pay	107,613		-	-	0.00%
601199-Budget - Attrition (Salary)	-	(1,137,000)	(537,679)	599,321	-52.71%
601201-Overtime	2,820,467	1,293,750	2,050,000	756,250	58.45%
601202-Compensatory Time	118,368		-	-	0.00%
602101-Uniform Allowance	209,000	238,500	238,500	-	0.00%
602102-Tool Allowance	-	500	-	(500)	-100.00%
602105-Cellphone Allowance	106,980	108,480	111,360	2,880	2.65%
602204-COVID Vaccine Incentive	32,870		-	-	0.00%
602301-Personal Leave	4,188,039		-	-	0.00%
602303-Final Leave Payout	136,780		-	-	0.00%
602304-Longevity	428,550	485,475	480,525	(4,950)	-1.02%
602306-Call Back Pay	99,340	86,100	66,200	(19,900)	-23.11%
602307-On Call Pay	96,144	80,980	76,500	(4,480)	-5.53%
602308-Bereavement Pay	20,178		-	-	0.00%
602309-Holiday Pay	114,672		-	-	0.00%
602399-Payroll Suspense	(62)		-	-	0.00%
609999-Budget - Salaries & Wages	-	924,019	214,981	(709,038)	-76.73%
Salary and Wages Total	35,304,482	36,656,261	38,289,797	1,633,536	4.46%
Fringe Benefits					
611101-FICA (OASDI)	254,265	260,933	293,356	32,423	12.43%
611102-Medicare	482,296	511,865	527,772	15,907	3.11%
611199-Budget - Attrition (Benefits)	-	(246,967)	(607,504)	(360,537)	145.99%
611201-General Pension	658,128	786,755	885,869	99,114	12.60%
611202-Fire & Police Pension	15,257,574	15,648,299	15,937,911	289,612	1.85%
611207-OPEB (Grants)	849		-	-	0.00%
611301-Hospitalization	5,413,104	6,670,841	6,594,668	(76,173)	-1.14%
611302-Life Insurance Benefit	30,804	40,410	26,467	(13,943)	-34.50%
611303-Long-Term Disability	3,953	11,234	14,226	2,992	26.63%
611304-Health Savings Accounts	610,230	549,136	613,540	64,404	11.73%
611402-Employee Health Savings Acct	295		-	-	0.00%
611403-On-site Medical Program	799,192	879,264	867,336	(11,928)	-1.36%
619999-Budget - Fringe Benefits	-	(139,259)	75,242	214,501	-154.03%
611206-Other Post-employment Benefits (Civilian)	6,232,636	6,462,870	232,250	(6,230,620)	-96.41%
611208-Other Post-employment Benefits (Sworn)	-		6,415,667	6,415,667	0.00%
611404-On-site Facility	-		72,000	72,000	0.00%
Fringe Benefits Total	29,743,326	31,435,381	31,948,800	513,419	1.63%
Personnel Total	65,047,808	68,091,642	70,238,597	2,146,955	3.15%
Operations					
Services					
701103-Consultant Fees	13,000	12,400	100,000	87,600	706.45%
701107-Investigative Services	35		8,900	8,900	0.00%
701109-Legal Services	50		-	-	0.00%
701110-Veterinary Services	3,659	4,000	4,000	-	0.00%

City of Chattanooga
Operational Budget
Fiscal Year 2024

Row Labels	Actual FY22	Budget FY23	Proposed FY24	Inc (Dec)	
				Requested vs. Budget	% Change
701208-On-the-Job Injury Claims	608,309	500,000	500,000	-	0.00%
701210-Psychological Exam	-		15,000	15,000	0.00%
701211-Diagnostic Testing	858		-	-	0.00%
701213-On-the-Job Injury Settlement Claims	115,926		-	-	0.00%
702102-Electrical	51,772	6,000	10,000	4,000	66.67%
702103-Exterminating Service	1,195	1,150	2,900	1,750	152.17%
702106-Plumbing	1,037	1,500	1,500	-	0.00%
702108-Locksmith	-	50	50	-	0.00%
702109-Custodial Services	72,374	75,000	70,020	(4,980)	-6.64%
702111-Irrigation	270		-	-	0.00%
702201-Alarm System Repair	-	500	-	(500)	-100.00%
702202-Bldg & Grounds Maintenance	63,065	2,000	10,000	8,000	400.00%
702204-Contracted Repair Service	20,622	2,500	2,500	-	0.00%
702206-Elevator Maintenance	13,140	5,000	5,000	-	0.00%
702207-Maintenance Services	110,085	6,500	6,500	-	0.00%
702208-Fire Prevention Measures	-	3,500	3,500	-	0.00%
702209-Furnace Boiler	2,475		-	-	0.00%
702211-Grounds	-	500	-	(500)	-100.00%
702212-HVAC	37,200	40,000	40,000	-	0.00%
702214-Landscaping	4,686	5,000	5,000	-	0.00%
702215-Building Repairs or Renovations under \$5000	10,683	5,000	5,000	-	0.00%
702220-Major Repair	358		-	-	0.00%
702221-IT Maintenance	268,430	74,200	5,849	(68,351)	-92.12%
702222-Cabling & Installation	1,088		-	-	0.00%
702224-Equipment Inspection and Calibration	23,673	30,000	20,000	(10,000)	-33.33%
702225-IT Maintenance - Licensing	101,779	198,470	1,670	(196,800)	-99.16%
702226-IT Maintenance - Hosting	3,515		-	-	0.00%
702227-IT Maintenance - Support Maintenance	166,832	622,000	7,680	(614,320)	-98.77%
702228-Generator Maintenance	1,787	4,000	4,000	-	0.00%
703101-Electricity	205,682	235,200	238,300	3,100	1.32%
703102-Natural Gas	37,266	26,500	27,000	500	1.89%
703103-Water	38,364	14,000	14,800	800	5.71%
703109-Sewer	30,178	42,500	45,000	2,500	5.88%
703202-Cellular Phone Service	1,899		-	-	0.00%
703204-Internet & Cable Services	2,374	2,000	2,000	-	0.00%
703206-Air Cards	240,690	185,360	186,290	930	0.50%
703207-Digital Connectivity	130,843	96,000	100,000	4,000	4.17%
704102-Clothing & Linen Service	2,035	4,000	3,400	(600)	-15.00%
704104-Equipment Rental	1,063	8,200	9,300	1,100	13.41%
704105-Property Rental	1,636		-	-	0.00%
704106-Dumpster Rental	-	1,350	200	(1,150)	-85.19%
704107-Floor Mat / Scrapper Rental	1,857	4,000	4,000	-	0.00%
704108-Office Machine Rental	53,411	77,173	79,800	2,627	3.40%
704109-Traffic Control - Rental	51,006	35,000	50,000	15,000	42.86%
704201-Advertising	-	7,000	10,000	3,000	42.86%
704203-Publicity	2,400		-	-	0.00%
704204-Alarm Monitoring	2,370	3,006	1,100	(1,906)	-63.41%
704208-Contracted Repair	-	1,000	1,100	100	10.00%
704209-Copying	250		-	-	0.00%
704215-Security Services	560	500	500	-	0.00%
704228-Translation Service	493	500	500	-	0.00%
704236-Emergency Services - 911	5,329,093	5,250,165	5,707,915	457,750	8.72%
704238-Animal Control Contracted Services	1,830,310	1,921,826	2,017,908	96,082	5.00%
704306-Dues	12,729	10,800	10,740	(60)	-0.56%

Dept by Acct

City of Chattanooga
Operational Budget
Fiscal Year 2024

Row Labels	Actual FY22	Budget FY23	Proposed FY24	Inc (Dec)	
				Requested vs. Budget	% Change
704308-Local Transportation	-	100	-	(100)	-100.00%
704309-Meeting Expense	-	2,050	2,000	(50)	-2.44%
704311-Miscellaneous Services	767		-	-	0.00%
704312-Other Contracted Service	2,400		-	-	0.00%
704315-Waste Disposal	12,804	4,000	10,000	6,000	150.00%
704316-Wrecker Service	40,441	30,000	30,000	-	0.00%
704319-Parking	11,493	18,700	18,700	-	0.00%
704329-Radio Maintenance	702,539	702,299	728,818	26,519	3.78%
704340-Shredding and Recycling Services	4,540	4,500	4,500	-	0.00%
704499-Incomplete Expense Allocation	500		-	-	0.00%
704501-Freight, Express & Drayage	-	895	300	(595)	-66.48%
704502-Postage	4,458	7,500	7,500	-	0.00%
704503-Warehouse Storage and Delivery	4,520		-	-	0.00%
704504-Load, Delivery, and Installation	48		-	-	0.00%
704601-Local Registration Fees	6,490	2,025	2,085	60	2.96%
704602-Training Costs	25,085	63,000	59,020	(3,980)	-6.32%
704603-Tuition & Books	3,150	1,000	1,000	-	0.00%
Services Total	10,493,643	10,361,419	10,202,845	(158,574)	-1.53%
Materials & Supplies					
711101-Audio Visual Supplies	198	200	700	500	250.00%
711102-Books	404	200	200	-	0.00%
711104-Forms & Printed Material	228	1,100	1,000	(100)	-9.09%
711107-Newspapers	-		384	384	0.00%
711109-Office Supplies & Stationery	34,412	36,500	38,300	1,800	4.93%
711110-Technology Accessories & Supplies	3,754	3,200	2,200	(1,000)	-31.25%
711111-Printer Toner Cartridges	1,091	4,350	5,200	850	19.54%
712109-Paint	765		750	750	0.00%
712114-Plumbing Supplies	416	100	100	-	0.00%
713104-Filters, Misc	3,156	1,200	1,200	-	0.00%
713109-Repair Parts	152	750	-	(750)	-100.00%
713201-Chemicals & Lab Supplies	296		-	-	0.00%
713211-Water Chemicals	2,368	3,500	3,500	-	0.00%
714105-Building Maintenance Supplies	1,818		-	-	0.00%
714106-Cleaning Supplies	2,492	5,000	5,000	-	0.00%
714107-Clothing	64,895	63,900	60,600	(3,300)	-5.16%
714111-Electrical Supplies, Bulbs, Etc	406	3,200	3,200	-	0.00%
714112-Electronic Parts	12,272	1,500	500	(1,000)	-66.67%
714115-Fire Code Equipment	-	200	200	-	0.00%
714117-Food & Ice	9,355	9,800	9,800	-	0.00%
714118-Food & Supplies for Animals	5,375	6,200	6,200	-	0.00%
714120-Hardware, Nails, Small Tools	59		-	-	0.00%
714122-Kitchen & Dining Room Supplies	35		-	-	0.00%
714124-Medical Supplies (First Aid)	3,750	4,950	4,950	-	0.00%
714126-Other Materials & Supplies	11,791	10,350	12,650	2,300	22.22%
714127-Police Ammunition	78,248	100,095	101,000	905	0.90%
714128-Recreational Supplies	967		-	-	0.00%
714129-Safety Equipment	11,369	10,000	10,000	-	0.00%
714135-Locks & Key supplies	1,028	1,500	1,500	-	0.00%
714141-Machine Parts	720		-	-	0.00%
714143-Event Planning, Services and Catering	175		-	-	0.00%
714144-Batteries	59	6,000	4,050	(1,950)	-32.50%
714147-Police Evidence Supplies	22,734	10,300	15,300	5,000	48.54%
714148-Security Material & Supplies	1,425	1,000	1,000	-	0.00%

City of Chattanooga
Operational Budget
Fiscal Year 2024

Row Labels	Actual FY22	Budget FY23	Proposed FY24	Inc (Dec)	
				Requested vs. Budget	% Change
714149-Waste and Recycle Containers	-	150	-	(150)	-100.00%
714150-Promotional Items	7,801	7,000	7,000	-	0.00%
714151-Police Supplies	13,322	1,000	1,000	-	0.00%
714152-Police Leather Goods	12,970	16,000	16,000	-	0.00%
Materials & Supplies Total	310,305	309,245	313,484	4,239	1.37%
Travel Expense					
721101-Out-of-town Mileage	1,349	350	350	-	0.00%
721102-Transportation	12,831	6,020	6,020	-	0.00%
721103-Auto Rental	457	850	850	-	0.00%
721201-Hotels	36,590	15,200	13,400	(1,800)	-11.84%
721202-Meals	33,022	12,310	18,090	5,780	46.95%
721301-Registration Fees	36,396	13,960	13,960	-	0.00%
721302-Other Travel Expenses	6,333	-	-	-	0.00%
721399-Travel Advance	(2,423)	-	-	-	0.00%
Travel Expense Total	124,556	48,690	52,670	3,980	8.17%
Vehicle Operating					
731101-Diesel Fuel	2,960	4,500	6,000	1,500	33.33%
731102-Gasoline	1,201,195	904,900	1,004,900	100,000	11.05%
731201-Contracted Vehicle Repair	-	5,000	5,000	-	0.00%
731203-Vehicle Labor	519,173	440,800	445,800	5,000	1.13%
731204-Vehicle Parts & Supplies	427,536	700,250	700,500	250	0.04%
731206-Bicycle Repair & Maintenance	1,577	1,500	1,500	-	0.00%
731301-Car Wash	495	1,250	1,250	-	0.00%
731302-Licenses & Titles	338	300	442	142	47.33%
731401-Fleet Leased Vehicle	2,905,414	3,990,700	2,688,250	(1,302,450)	-32.64%
731403-Vehicle rental - local use	467	-	-	-	0.00%
Vehicle Operating Total	5,059,154	6,049,200	4,853,642	(1,195,558)	-19.76%
Insurance, Claims, and Damages					
742402-Building & Content Insurance	169	-	-	-	0.00%
742403-Vehicle & Equipment Insurance	-	-	9,000	9,000	0.00%
742404-Liability Insurance	4,557	-	-	-	0.00%
Insurance, Claims, and Damages Total	4,726		9,000	9,000	0.00%
Inventory Costs					
751407-Vehicle Parts	177	-	-	-	0.00%
Inventory Costs Total	177				0.00%
Capital Assets					
761204-Equipment Purchase	2,559	1,400,000	1,404,000	4,000	0.29%
761205-Vehicle Purchase	30,270	-	-	-	0.00%
Capital Assets Total	32,829	1,400,000	1,404,000	4,000	0.29%
Capital Outlay					
772104-Grounds Equipment	100	-	-	-	0.00%
772105-Heating & Cooling Equipment	134,611	-	-	-	0.00%
772107-Other Equipment (Under 5000)	780	-	-	-	0.00%
772109-Office Furniture	6,649	-	-	-	0.00%
772110-Firearms & Police Protection Equip	1,431,947	50,000	50,000	-	0.00%
772111-Computer Software under 15000	1,269	-	-	-	0.00%
772112-Computer equipment under 5000	36,219	-	-	-	0.00%
772122-Office Equipment (under 5000)	170	-	-	-	0.00%

City of Chattanooga
Operational Budget
Fiscal Year 2024

Row Labels	Actual FY22	Budget FY23	Proposed FY24	Inc (Dec)	
				Requested vs. Budget	% Change
772203-Fencing	170		-	-	0.00%
Capital Outlay Total	1,611,916	50,000	50,000	-	0.00%
Other Expenses					
781103-Space Costs	41,256	43,076	43,076	-	0.00%
781301-Fees, Licenses, & Permits	6,046	850	850	-	0.00%
781309-Technology Cost Allocation to TRF Fund 6533	225,990		-	-	0.00%
782201-Awards	9,931	5,500	5,500	-	0.00%
782220-Sponsorships	600		-	-	0.00%
Other Expenses Total	283,823	49,426	49,426	-	0.00%
Operations Total	17,921,129	18,267,980	16,935,067	(1,332,913)	-7.30%
H-Police Total	82,968,937	86,359,622	87,173,664	814,042	0.94%



City of Chattanooga
Operational Budget
Fiscal Year 2024

Row Labels	Actual FY22	Budget FY23	Proposed FY24	Inc (Dec) Proposed vs. Budget	% Change
1100 - General Fund					
J-Fire					
CC_J00101 - Fire Administration	805,211	1,443,227	7,846,322	6,403,095	443.67%
CC_J00201 - Fire Operations Division	47,979,177	51,809,278	54,599,612	2,790,334	5.39%
CC_J00202 - Fire Station # 1	60,357	57,363	-	(57,363)	-100.00%
CC_J00203 - Fire Station # 4	20,038	22,821	-	(22,821)	-100.00%
CC_J00204 - Fire Station # 5	18,065	18,723	-	(18,723)	-100.00%
CC_J00205 - Fire Station # 6	22,015	23,506	-	(23,506)	-100.00%
CC_J00206 - Fire Station # 8	12,860	15,305	-	(15,305)	-100.00%
CC_J00207 - Fire Station # 9	17,784	17,282	-	(17,282)	-100.00%
CC_J00208 - Fire Station # 10	35,431	35,359	-	(35,359)	-100.00%
CC_J00209 - Fire Station # 12	14,729	16,572	-	(16,572)	-100.00%
CC_J00210 - Fire Station # 13	20,373	19,236	-	(19,236)	-100.00%
CC_J00211 - Fire Station # 14	16,770	19,123	-	(19,123)	-100.00%
CC_J00212 - Fire Station # 15	11,590	11,705	-	(11,705)	-100.00%
CC_J00213 - Fire Station # 16	23,673	28,533	-	(28,533)	-100.00%
CC_J00214 - Fire Station # 17	10,687	13,373	-	(13,373)	-100.00%
CC_J00215 - Fire Station # 19	17,393	18,262	-	(18,262)	-100.00%
CC_J00216 - Fire Station # 20	27,885	15,723	-	(15,723)	-100.00%
CC_J00217 - Fire Station # 21	15,073	18,703	-	(18,703)	-100.00%
CC_J00218 - Fire Station # 22	32,313	32,728	-	(32,728)	-100.00%
CC_J00220 - Fire Station # 7	45,922	31,986	-	(31,986)	-100.00%
CC_J00221 - Fire Station # 3 Tiftonia	31,445	26,928	-	(26,928)	-100.00%
CC_J00222 - Fire Station # 11 Hixson	23,753	21,594	-	(21,594)	-100.00%
CC_J00223 - Fire Tactical Services	541,898	524,071	-	(524,071)	-100.00%
CC_J00224 - Fire Training Division	1,931,975	1,348,121	-	(1,348,121)	-100.00%
CC_J00301 - Fire Deputy Chief Admin	434,857		-	-	0.00%
CC_J00307 - Fire Marshall Staff	2,096,129	2,361,930	-	(2,361,930)	-100.00%
CC_J00308 - Fire Logistics & Technology	2,098,125	1,899,103	-	(1,899,103)	-100.00%
J-Fire Total	56,365,531	59,850,555	62,445,934	2,595,379	4.34%



City of Chattanooga
Operational Budget
Fiscal Year 2024

Row Labels	Actual FY22	Budget FY23	Proposed FY24	Inc (Dec)	
				Requested vs. Budget	% Change
1100 - General Fund					
J-Fire					
Personnel					
Salary and Wages	26,253,515	27,951,325	28,980,912	1,029,587	3.68%
Fringe Benefits	24,206,366	26,599,998	27,675,289	1,075,291	4.04%
Personnel Total	50,459,881	54,551,323	56,656,201	2,104,878	3.86%
Operations					
Services	2,303,712	2,113,047	2,637,515	524,468	24.82%
Materials & Supplies	576,444	753,063	821,305	68,242	9.06%
Travel Expense	22,235	50,800	60,800	10,000	19.69%
Vehicle Operating	2,329,620	2,274,975	2,237,766	(37,209)	-1.64%
Insurance, Claims, and Damages	7,522	17,197	17,197	-	0.00%
Capital Assets	386,130		-	-	0.00%
Capital Outlay	88,206	75,000	-	(75,000)	-100.00%
Other Expenses	191,782	15,150	15,150	-	0.00%
Operations Total	5,905,651	5,299,232	5,789,733	490,501	9.26%
J-Fire Total	56,365,531	59,850,555	62,445,934	2,595,379	4.34%



City of Chattanooga
Operational Budget
Fiscal Year 2024

Row Labels	Actual FY22	Budget FY23	Proposed FY24	Inc (Dec)	
				Requested vs. Budget	% Change
1100 - General Fund					
J-Fire					
Personnel					
Salary and Wages					
601101-Regular Employees	20,670,088	27,194,965	28,050,676	855,711	3.15%
601104-State Training Wages	315,000	344,000	351,200	7,200	2.09%
601105-Injured On Duty Pay	120,313		-	-	0.00%
601199-Budget - Attrition (Salary)	-	(475,000)	(454,594)	20,406	-4.30%
601201-Overtime	243,849	179,000	55,300	(123,700)	-69.11%
602101-Uniform Allowance	187,000	215,000	219,500	4,500	2.09%
602105-Cellphone Allowance	15,751	22,080	18,000	(4,080)	-18.48%
602201-Incentive Awards	9,255		-	-	0.00%
602204-COVID Vaccine Incentive	31,504		-	-	0.00%
602301-Personal Leave	4,145,092		-	-	0.00%
602303-Final Leave Payout	29,901		-	-	0.00%
602304-Longevity	401,271	441,900	444,675	2,775	0.63%
602306-Call Back Pay	13,889	10,250	10,250	-	0.00%
602307-On Call Pay	18,394	19,130	19,130	-	0.00%
602308-Bereavement Pay	29,723		-	-	0.00%
602309-Holiday Pay	22,485		-	-	0.00%
609999-Budget - Salaries & Wages			41,775	41,775	0.00%
602311-Special Assignment CFD	-		225,000	225,000	0.00%
Salary and Wages Total	26,253,515	27,951,325	28,980,912	1,029,587	3.68%
Fringe Benefits					
611101-FICA (OASDI)	75,478	47,424	47,205	(219)	-0.46%
611102-Medicare	353,622	408,827	421,557	12,730	3.11%
611199-Budget - Attrition (Benefits)	-	(363,138)	(508,607)	(145,469)	40.06%
611201-General Pension	156,926	160,163	159,420	(743)	-0.46%
611202-Fire & Police Pension	12,333,041	13,806,039	14,249,179	443,140	3.21%
611301-Hospitalization	5,188,491	5,816,410	6,242,966	426,556	7.33%
611302-Life Insurance Benefit	24,638	32,099	21,260	(10,839)	-33.77%
611303-Long-Term Disability	1,121	2,425	2,586	161	6.64%
611304-Health Savings Accounts	439,335	427,866	445,621	17,755	4.15%
611402-Employee Health Savings Acct	214		-	-	0.00%
611403-On-site Medical Program	675,918	725,904	734,424	8,520	1.17%
619999-Budget - Fringe Benefits			14,621	14,621	0.00%
611206-Other Post-employment Benefits (Civilian)	4,957,582	5,535,979	54,554	(5,481,425)	-99.01%
611208-Other Post-employment Benefits (Sworn)	-		5,735,903	5,735,903	0.00%
611404-On-site Facility	-		54,600	54,600	0.00%
Fringe Benefits Total	24,206,366	26,599,998	27,675,289	1,075,291	4.04%
Personnel Total	50,459,881	54,551,323	56,656,201	2,104,878	3.86%
Operations					
Services					
701208-On-the-Job Injury Claims	961,049	666,000	1,200,000	534,000	80.18%
701211-Diagnostic Testing	456	1,750	1,750	-	0.00%
701213-On-the-Job Injury Settlement Claims	73,145	52,000	52,000	-	0.00%
702102-Electrical	2,496	6,000	9,000	3,000	50.00%
702103-Exterminating Service	3,684	4,846	16,284	11,438	236.03%
702106-Plumbing	28,551	20,000	25,740	5,740	28.70%
702109-Custodial Services	35,120	37,740	37,740	-	0.00%
702204-Contracted Repair Service	8,450	7,625	8,125	500	6.56%

Dept by Acct

City of Chattanooga
Operational Budget
Fiscal Year 2024

Row Labels	Actual FY22	Budget FY23	Proposed FY24	Inc (Dec)	
				Requested vs. Budget	% Change
702207-Maintenance Services	8,750	10,677	41,700	31,023	290.56%
702208-Fire Prevention Measures	17,769	23,500	23,500	-	0.00%
702212-HVAC	44,372	30,000	32,000	2,000	6.67%
702215-Building Repairs or Renovations under \$5000	7,751	5,000	14,000	9,000	180.00%
702216-Roof Repair	4,079	3,000	3,000	-	0.00%
702221-IT Maintenance	61,412	69,461	-	(69,461)	-100.00%
702223-Fire Fighter Equipment Repair	5,485	8,000	8,000	-	0.00%
702224-Equipment Inspection and Calibration	825		-	-	0.00%
703101-Electricity	181,773	233,879	255,433	21,554	9.22%
703102-Natural Gas	72,088	73,865	86,800	12,935	17.51%
703103-Water	42,566	41,975	42,325	350	0.83%
703109-Sewer	87,346	102,663	104,450	1,787	1.74%
703202-Cellular Phone Service	6,183	6,093	6,212	119	1.95%
703204-Internet & Cable Services	399	399	399	-	0.00%
703206-Air Cards	42,989	43,716	43,715	(1)	0.00%
704102-Clothing & Linen Service	24,584	28,015	26,089	(1,926)	-6.87%
704104-Equipment Rental	51,105	49,000	51,234	2,234	4.56%
704105-Property Rental	5,140	10,860	13,320	2,460	22.65%
704108-Office Machine Rental	5,402	6,258	7,830	1,572	25.12%
704201-Advertising	2,662		2,700	2,700	0.00%
704210-Printing	2,927	2,000	2,000	-	0.00%
704234-Supplemental Annex Fire Services	181,918	151,299	158,864	7,565	5.00%
704239-Bio-Hazard / Environmental Services	9,513		-	-	0.00%
704242-License Testing	2,485		-	-	0.00%
704306-Dues	802	1,300	1,500	200	15.38%
704310-Local Mileage	203	100	150	50	50.00%
704312-Other Contracted Service	11,765	62,000	7,500	(54,500)	-87.90%
704315-Waste Disposal	6,635	9,152	8,005	(1,147)	-12.53%
704329-Radio Maintenance	287,312	330,474	345,000	14,526	4.40%
704403-Disputed Purchasing Card Expense	1,335		-	-	0.00%
704499-Incomplete Expense Allocation	66		-	-	0.00%
704502-Postage	401	600	600	-	0.00%
704601-Local Registration Fees	260	550	550	-	0.00%
704602-Training Costs	12,460	13,250	-	(13,250)	-100.00%
Services Total	2,303,712	2,113,047	2,637,515	524,468	24.82%
Materials & Supplies					
711101-Audio Visual Supplies	913	725	725	-	0.00%
711102-Books	15,337	12,000	14,500	2,500	20.83%
711104-Forms & Printed Material	1,041	3,200	3,000	(200)	-6.25%
711105-Instructional Materials & Supplies	6,046	2,000	5,000	3,000	150.00%
711108-Periodicals, Publications	1,346	13,660	13,660	-	0.00%
711109-Office Supplies & Stationery	15,889	16,500	16,400	(100)	-0.61%
711110-Technology Accessories & Supplies	3,454	4,908	4,000	(908)	-18.50%
712104-Concrete, Clay Pipe, & Fittings	23		-	-	0.00%
712107-Lumber & Wood Products	2,876	4,750	4,000	(750)	-15.79%
712108-Other Constr & Bldg Materials	3,474	2,500	3,000	500	20.00%
712109-Paint	1,775	2,100	2,000	(100)	-4.76%
712110-Pipe & Fittings	169		-	-	0.00%
713102-Fasteners	97	550	250	(300)	-54.55%
713104-Filters, Misc	1,663	3,500	3,000	(500)	-14.29%
713109-Repair Parts	10,122	16,500	16,000	(500)	-3.03%
713114-Compressors & Parts	665		-	-	0.00%
714105-Building Maintenance Supplies	15,123	10,700	20,000	9,300	86.92%

City of Chattanooga
Operational Budget
Fiscal Year 2024

Row Labels	Actual FY22	Budget FY23	Proposed FY24	Inc (Dec)	
				Requested vs. Budget	% Change
714106-Cleaning Supplies	37,529	45,000	45,000	-	0.00%
714107-Clothing	72,127	34,000	70,000	36,000	105.88%
714111-Electrical Supplies, Bulbs, Etc	5,872	11,000	8,250	(2,750)	-25.00%
714115-Fire Code Equipment	277,708	450,000	450,000	-	0.00%
714116-Fire Supplies	42,739	35,000	35,000	-	0.00%
714117-Food & Ice	3,413	8,500	8,500	-	0.00%
714119-Fuel	-		5,000	5,000	0.00%
714120-Hardware, Nails, Small Tools	18,450	22,000	24,000	2,000	9.09%
714122-Kitchen & Dining Room Supplies	1,132	1,750	2,550	800	45.71%
714124-Medical Supplies (First Aid)	13,906	18,000	18,000	-	0.00%
714125-Oil & Lubricants	416		-	-	0.00%
714126-Other Materials & Supplies	7,028	2,500	2,500	-	0.00%
714129-Safety Equipment	4,790	21,000	18,000	(3,000)	-14.29%
714130-Safety Shoes	862	1,560	1,560	-	0.00%
714132-Test Materials	176		-	-	0.00%
714133-Welding Supplies	1,185	710	710	-	0.00%
714135-Locks & Key supplies	1,260	750	2,000	1,250	166.67%
714138-Flags Banners and Signage	2,142	2,200	2,200	-	0.00%
714144-Batteries	3,389	5,500	5,500	-	0.00%
714150-Promotional Items	2,306		17,000	17,000	0.00%
Materials & Supplies Total	576,444	753,063	821,305	68,242	9.06%
Travel Expense					
721101-Out-of-town Mileage	116		-	-	0.00%
721102-Transportation	523	4,500	6,400	1,900	42.22%
721201-Hotels	11,697	15,400	20,500	5,100	33.12%
721202-Meals	5,736	12,300	13,800	1,500	12.20%
721301-Registration Fees	4,377	18,600	18,000	(600)	-3.23%
721302-Other Travel Expenses	-		2,100	2,100	0.00%
721399-Travel Advance	(214)		-	-	0.00%
Travel Expense Total	22,235	50,800	60,800	10,000	19.69%
Vehicle Operating					
731101-Diesel Fuel	335,664	295,000	419,000	124,000	42.03%
731102-Gasoline	100,922	97,500	100,000	2,500	2.56%
731203-Vehicle Labor	498,202	375,000	502,000	127,000	33.87%
731204-Vehicle Parts & Supplies	634,033	650,000	700,000	50,000	7.69%
731301-Car Wash	11		-	-	0.00%
731302-Licenses & Titles	1,213	55	55	-	0.00%
731401-Fleet Leased Vehicle	759,573	857,420	516,711	(340,709)	-39.74%
Vehicle Operating Total	2,329,620	2,274,975	2,237,766	(37,209)	-1.64%
Insurance, Claims, and Damages					
741102-Claims & Damages	280	700	700	-	0.00%
742402-Building & Content Insurance	7,242	16,497	16,497	-	0.00%
Insurance, Claims, and Damages Total	7,522	17,197	17,197	-	0.00%
Capital Assets					
761204-Equipment Purchase	386,130		-	-	0.00%
Capital Assets Total	386,130		-	-	0.00%
Capital Outlay					
772102-Building Equipment	5,301		-	-	0.00%
772103-Fire Fighting Equipment	73,781	75,000	-	(75,000)	-100.00%

City of Chattanooga
Operational Budget
Fiscal Year 2024

Row Labels	Actual FY22	Budget FY23	Proposed FY24	Inc (Dec)	
				Requested vs. Budget	% Change
772107-Other Equipment (Under 5000)	9,060		-	-	0.00%
772112-Computer equipment under 5000	63		-	-	0.00%
Capital Outlay Total	88,206	75,000	-	(75,000)	-100.00%
Other Expenses					
781301-Fees, Licenses, & Permits	10,144	13,150	13,150	-	0.00%
781309-Technology Cost Allocation to TRF Fund 6533	178,403		-	-	0.00%
782201-Awards	3,235	2,000	2,000	-	0.00%
Other Expenses Total	191,782	15,150	15,150	-	0.00%
Operations Total	5,905,651	5,299,232	5,789,733	490,501	9.26%
J-Fire Total	56,365,531	59,850,555	62,445,934	2,595,379	4.34%

City of Chattanooga
Operational Budget
Fiscal Year 2024

Row Labels	Actual FY22	Budget FY23	Proposed FY24	Inc (Dec) Proposed vs. Budget	% Change
1100 - General Fund					
K-Public Works					
CC_K00101 - Public Works Admin	1,143,800	717,529	670,541	(46,988)	-6.55%
CC_K00102 - City Engineer	1,303,882	1,539,564	1,678,007	138,443	8.99%
CC_K00103 - ESIP Admin	5	-	-	-	0.00%
CC_K00105 - Field Surveyors	172,730	204,511	240,043	35,532	17.37%
CC_K00107 - Facilities Management	612,714	906,927	1,064,436	157,509	17.37%
CC_K00108 - Mail Room	96,435	105,944	102,823	(3,121)	-2.95%
CC_K00110 - Downtown Campuses Building Maintenance	1,966,338	2,115,824	2,462,477	346,653	16.38%
CC_K00111 - Storage on Main Street	51,932	53,680	26,000	(27,680)	-51.56%
CC_K00122 - GIS	305,475	269,982	-	(269,982)	-100.00%
CC_K00123 - Summer Youth Worker Program	12,421	76,428	-	(76,428)	-100.00%
CC_K00124 - Scenic Cities Beautiful	19,060	57,358	70,583	13,225	23.06%
CC_K00125 - Comm Dev Facilities Maintenance	329,236	201,028	179,850	(21,178)	-10.53%
CC_K00126 - Parks and Outdoors Facilities Maintenance	-	-	64,751	64,751	0.00%
CC_K00201 - Public Works Utilities	174,125	179,959	179,959	-	0.00%
CC_K00301 - Solid Waste Disposal	5,564,850	5,509,000	5,558,400	49,400	0.90%
CC_K00406 - Farmers Market PW	-	1,000	-	(1,000)	-100.00%
CC_K00501 - CWS Admin	1,376,453	1,427,649	1,524,730	97,081	6.80%
CC_K00502 - CWS Emergency	714,490	886,915	835,585	(51,330)	-5.79%
CC_K00506 - CWS Central Business District	528,820	647,403	634,657	(12,746)	-1.97%
CC_K00507 - CWS Street Cleaning Crews	996,782	1,273,438	1,297,935	24,497	1.92%
CC_K00508 - CWS Mowing Tractors and Leaf Collection	1,131,736	970,969	1,027,853	56,884	5.86%
CC_K00509 - CWS Street Sweeping	811,980	801,716	705,649	(96,067)	-11.98%
CC_K00601 - Brush Pick up	1,810,520	1,683,325	1,580,093	(103,232)	-6.13%
CC_K00602 - Garbage Pick up	6,467,839	5,778,371	6,257,512	479,141	8.29%
CC_K00603 - Trash Flash Pick up	887,552	846,718	766,170	(80,548)	-9.51%
CC_K00604 - Recycle Pick up	1,256,392	1,292,482	1,255,685	(36,797)	-2.85%
CC_K00606 - Refuse Collection Centers	870,816	582,350	564,364	(17,986)	-3.09%
CC_K00610 - Container Management	417,165	529,709	540,347	10,638	2.01%
CC_K00611 - Household Hazardous Waste General Fund {1100}	1,133	-	-	-	0.00%
CC_K00701 - Municipal Forestry	1,201,933	1,176,870	1,275,447	98,577	8.38%
CC_K01001 - Land Development Office PW	3,189,098	3,287,438	3,469,841	182,403	5.55%
CC_K01002 - Board of Plumbing Examiners PW	1	250	250	-	0.00%
CC_K01003 - Board of Electrical Examiners PW	-	925	925	-	0.00%
CC_K01004 - Board of Mechanical Examiners PW	411	375	375	-	0.00%
CC_K01005 - Board of Gas Fitters PW	-	375	375	-	0.00%
CC_K01006 - Board of Appeals & Variances PW	6,229	10,550	10,550	-	0.00%
CC_K01007 - LDO Code Enforcement	-	-	2,633,107	2,633,107	0.00%
CC_K01008 - Back Tax Properties Abatement	-	-	150,000	150,000	0.00%
CC_K01009 - STVR Inspections	-	-	225,000	225,000	0.00%
CC_K01101 - Traffic Engineering Admin	11	-	-	-	0.00%
CC_K01102 - Street Lighting	4,765	-	-	-	0.00%
CC_K02001 - PW Transportation Administration	382,027	715,987	474,311	(241,676)	-33.75%
CC_K02002 - PW Traffic Operations	6,267,532	2,218,905	2,871,631	652,726	29.42%
CC_K02003 - PW Smart Cities	302,828	-	-	-	0.00%
CC_K02004 - PW Complete Streets	1,005,007	-	-	-	0.00%
CC_K02005 - PW Transportation Design and Engineering	89,703	1,486,800	1,303,687	(183,113)	-12.32%
K-Public Works Total	41,474,223	37,558,254	41,703,949	4,145,695	11.04%



City of Chattanooga
Operational Budget
Fiscal Year 2024

Row Labels	Actual FY22	Budget FY23	Proposed FY24	Inc (Dec)	
				Requested vs. Budget	% Change
1100 - General Fund					
K-Public Works					
Personnel					
Salary and Wages	11,936,260	12,488,315	14,577,761	2,089,446	16.73%
Fringe Benefits	6,445,985	7,592,857	8,482,389	889,532	11.72%
Personnel Total	18,382,244	20,081,172	23,060,150	2,978,978	14.83%
Operations					
Services	10,425,911	10,054,020	11,441,228	1,387,208	13.80%
Materials & Supplies	706,527	785,293	871,446	86,153	10.97%
Travel Expense	17,197	34,050	39,050	5,000	14.68%
Vehicle Operating	7,008,013	5,811,604	5,308,963	(502,641)	-8.65%
Insurance, Claims, and Damages	288,806	260,604	440,604	180,000	69.07%
Inventory Costs	801		-	-	0.00%
Capital Assets	74,273		-	-	0.00%
Capital Outlay	115,636	140,000	140,000	-	0.00%
Other Expenses	335,754	334,153	331,925	(2,228)	-0.67%
Operations Total	18,972,919	17,419,724	18,573,216	1,153,492	6.62%
Transfers To					
Other Financing Uses	4,119,060	57,358	70,583	13,225	23.06%
Transfers To Total	4,119,060	57,358	70,583	13,225	23.06%
K-Public Works Total	41,474,223	37,558,254	41,703,949	4,145,695	11.04%



City of Chattanooga
Operational Budget
Fiscal Year 2024

Row Labels	Actual FY22	Budget FY23	Proposed FY24	Inc (Dec)	
				Requested vs. Budget	% Change
1100 - General Fund					
K-Public Works					
Personnel					
Salary and Wages					
601101-Regular Employees	9,247,572	12,679,419	13,544,144	864,725	6.82%
601102-Temporary Staffing	29,302	70,900	-	(70,900)	-100.00%
601103-Part Time Employees	29,027	32,418	-	(32,418)	-100.00%
601105-Injured On Duty Pay	74,675		-	-	0.00%
601199-Budget - Attrition (Salary)	-	(834,300)	(297,801)	536,499	-64.31%
601201-Overtime	598,743	304,000	300,000	(4,000)	-1.32%
601202-Compensatory Time	3,362		302	302	0.00%
602102-Tool Allowance	-	500	-	(500)	-100.00%
602105-Cellphone Allowance	68,098	63,118	72,984	9,866	15.63%
602201-Incentive Awards	6,230		-	-	0.00%
602204-COVID Vaccine Incentive	16,942		-	-	0.00%
602301-Personal Leave	1,251,580		-	-	0.00%
602303-Final Leave Payout	93,950		-	-	0.00%
602304-Longevity	167,550	172,260	164,588	(7,672)	-4.45%
602306-Call Back Pay	1,729		-	-	0.00%
602307-On Call Pay	6,661		-	-	0.00%
602308-Bereavement Pay	14,903		-	-	0.00%
602309-Holiday Pay	325,936		-	-	0.00%
609999-Budget - Salaries & Wages			793,544	793,544	0.00%
Salary and Wages Total	11,936,260	12,488,315	14,577,761	2,089,446	16.73%
Fringe Benefits					
611101-FICA (OASDI)	695,811	798,846	855,800	56,954	7.13%
611102-Medicare	162,731	186,830	200,141	13,311	7.12%
611199-Budget - Attrition (Benefits)	-	(556,200)	(233,537)	322,663	-58.01%
611201-General Pension	2,419,352	2,691,237	2,890,397	199,160	7.40%
611204-Union Pension	2,296		-	-	0.00%
611207-OPEB (Grants)	7		-	-	0.00%
611301-Hospitalization	1,880,219	2,997,470	3,000,768	3,298	0.11%
611302-Life Insurance Benefit	11,513	14,791	11,694	(3,097)	-20.94%
611303-Long-Term Disability	14,489	35,230	46,635	11,405	32.37%
611304-Health Savings Accounts	216,848	192,058	220,948	28,890	15.04%
611402-Employee Health Savings Acct	108		-	-	0.00%
611403-On-site Medical Program	324,835	395,944	420,888	24,944	6.30%
619999-Budget - Fringe Benefits			277,742	277,742	0.00%
611206-Other Post-employment Benefits (Civilian)	717,777	836,651	757,793	(78,858)	-9.43%
611404-On-site Facility	-		33,120	33,120	0.00%
Fringe Benefits Total	6,445,985	7,592,857	8,482,389	889,532	11.72%
Personnel Total	18,382,244	20,081,172	23,060,150	2,978,978	14.83%
Operations					
Services					
701103-Consultant Fees	6,936	25,000	12,950	(12,050)	-48.20%
701104-Court Reporter & Transcriber Fees			200	200	0.00%
701105-Engineering Non-construction Consulting	4,800		-	-	0.00%
701208-On-the-Job Injury Claims	187,864	81,000	104,250	23,250	28.70%
701211-Diagnostic Testing	30		-	-	0.00%
701213-On-the-Job Injury Settlement Claims	30,194		21,000	21,000	0.00%
702102-Electrical	125,796	51,000	80,100	29,100	57.06%

Dept by Acct

City of Chattanooga
Operational Budget
Fiscal Year 2024

Row Labels	Actual FY22	Budget FY23	Proposed FY24	Inc (Dec)	
				Requested vs. Budget	% Change
702103-Exterminating Service	13,830	9,900	11,700	1,800	18.18%
702104-Masonry	-		300	300	0.00%
702105-Painting	1,327	25,000	26,000	1,000	4.00%
702106-Plumbing	65,361	62,000	51,500	(10,500)	-16.94%
702107-Mechanical Trades	13,602	1,000	7,420	6,420	642.00%
702108-Locksmith	265	3,500	2,500	(1,000)	-28.57%
702109-Custodial Services	194,972	200,000	205,535	5,535	2.77%
702110-Tree Maintenance & Planting	3,131	20,000	20,000	-	0.00%
702111-Irrigation	124		-	-	0.00%
702201-Alarm System Repair	4,366	2,000	2,000	-	0.00%
702202-Bldg & Grounds Maintenance	8,625	38,000	20,750	(17,250)	-45.39%
702204-Contracted Repair Service	16,968	19,500	12,500	(7,000)	-35.90%
702206-Elevator Maintenance	30,588	19,000	19,000	-	0.00%
702207-Maintenance Services	36,651	25,500	29,000	3,500	13.73%
702208-Fire Prevention Measures	23,850	18,250	17,800	(450)	-2.47%
702210-Furniture Repair	1,753		-	-	0.00%
702211-Grounds	1,586	10,000	-	(10,000)	-100.00%
702212-HVAC	66,826	80,000	77,000	(3,000)	-3.75%
702214-Landscaping	63,671		22,331	22,331	0.00%
702215-Building Repairs or Renovations under \$5000	8,292		4,000	4,000	0.00%
702216-Roof Repair	13,415		12,000	12,000	0.00%
702219-Street Light Maintenance	57,504		450	450	0.00%
702220-Major Repair	-		3,000	3,000	0.00%
702221-IT Maintenance	57,100	212,906	-	(212,906)	-100.00%
702222-Cabling & Installation	9		-	-	0.00%
702225-IT Maintenance - Licensing	26,726	11,293	-	(11,293)	-100.00%
702227-IT Maintenance - Support Maintenance	11,535	34,845	-	(34,845)	-100.00%
702228-Generator Maintenance	4,007	3,000	3,250	250	8.33%
702229-Contract Mowing	181,568	280,000	253,000	(27,000)	-9.64%
702232-Fence Repairs	5,299		2,500	2,500	0.00%
702233-Door Repairs	30,363	7,000	7,000	-	0.00%
702234-Access Control Repairs	1,739		8,500	8,500	0.00%
702235-Aquatics Repairs	20,587	15,000	35,000	20,000	133.33%
703101-Electricity	286,637	278,323	325,893	47,570	17.09%
703102-Natural Gas	44,065	36,825	46,882	10,057	27.31%
703103-Water	46,301	43,421	49,796	6,375	14.68%
703109-Sewer	77,630	85,627	109,347	23,720	27.70%
703202-Cellular Phone Service	3,505	3,324	3,068	(256)	-7.70%
703206-Air Cards	39,140	31,734	45,991	14,257	44.93%
703207-Digital Connectivity	19,893		-	-	0.00%
704102-Clothing & Linen Service	2,878	5,500	5,500	-	0.00%
704103-Demurrage	5,882	4,200	3,000	(1,200)	-28.57%
704104-Equipment Rental	35,769	42,590	41,270	(1,320)	-3.10%
704105-Property Rental	200,788	402,400	438,400	36,000	8.95%
704106-Dumpster Rental	5,437	11,500	47,642	36,142	314.28%
704107-Floor Mat / Scrapper Rental	1,501	4,300	3,550	(750)	-17.44%
704108-Office Machine Rental	23,894	25,135	27,821	2,686	10.69%
704109-Traffic Control - Rental	13,914	10,000	3,995	(6,005)	-60.05%
704201-Advertising	2,796	4,000	6,200	2,200	55.00%
704202-Municipal Advertising TCA 6-54-201	-		1,000	1,000	0.00%
704204-Alarm Monitoring	5,158	5,650	7,750	2,100	37.17%
704208-Contracted Repair	17,142	27,000	22,055	(4,945)	-18.31%
704210-Printing	619	1,950	5,250	3,300	169.23%
704213-Debris Removal & Cleanup	60,000	60,000	520,000	460,000	766.67%

City of Chattanooga
Operational Budget
Fiscal Year 2024

Row Labels	Actual FY22	Budget FY23	Proposed FY24	Inc (Dec)	
				Requested vs. Budget	% Change
704215-Security Services	41,320	16,000	16,000	-	0.00%
704217-Photographic Services	31		-	-	0.00%
704227-Transfer Station Cost	2,543,703	2,377,200	2,465,191	87,991	3.70%
704239-Bio-Hazard / Environmental Services	41,517		19,445	19,445	0.00%
704241-Monitoring Services	-		300	300	0.00%
704242-License Testing	779		1,500	1,500	0.00%
704245-Crane & Hoist Repair	-		800	800	0.00%
704306-Dues	9,113	19,385	16,385	(3,000)	-15.48%
704307-Employment Agencies	6,670		154,434	154,434	0.00%
704309-Meeting Expense	769	5,850	5,900	50	0.85%
704310-Local Mileage	1,791		850	850	0.00%
704312-Other Contracted Service	255		48,000	48,000	0.00%
704313-Recording Documents			12,000	12,000	0.00%
704315-Waste Disposal	5,282,611	5,019,900	5,138,254	118,354	2.36%
704317-Contracted Operations	13,050		-	-	0.00%
704319-Parking	47,534	33,104	28,565	(4,539)	-13.71%
704329-Radio Maintenance	154,213	154,213	160,359	6,146	3.99%
704330-Demolition Services			450,000	450,000	0.00%
704334-Outside Laboratory Services	-		300	300	0.00%
704336-Tire Disposal	27,833	20,000	27,600	7,600	38.00%
704340-Shredding and Recycling Services	543	175	459	284	162.29%
704344-Window Tinting	1,832		500	500	0.00%
704407-Wireless Data Communication	8,555	40,020	38,491	(1,529)	-3.82%
704499-Incomplete Expense Allocation	384		-	-	0.00%
704501-Freight, Express & Drayage	-		434	434	0.00%
704502-Postage	11,643	3,700	32,695	28,995	783.65%
704601-Local Registration Fees	575	8,000	7,670	(330)	-4.13%
704602-Training Costs	16,678	18,300	27,000	8,700	47.54%
704603-Tuition & Books	-		1,000	1,000	0.00%
704705-Credit Card Use Charge	307		150	150	0.00%
Services Total	10,425,911	10,054,020	11,441,228	1,387,208	13.80%
Materials & Supplies					
711102-Books	3,320	8,100	9,892	1,792	22.12%
711104-Forms & Printed Material	5,298	2,400	3,900	1,500	62.50%
711105-Instructional Materials & Supplies	656		-	-	0.00%
711107-Newspapers	338		200	200	0.00%
711108-Periodicals, Publications	113		-	-	0.00%
711109-Office Supplies & Stationery	23,729	19,675	20,445	770	3.91%
711110-Technology Accessories & Supplies	6,714		2,775	2,775	0.00%
711111-Printer Toner Cartridges	2,035	4,950	3,600	(1,350)	-27.27%
712102-Brick & Concrete Blocks	156		-	-	0.00%
712104-Concrete, Clay Pipe, & Fittings	(590)	250	250	-	0.00%
712105-Gravel, Sand, Stone, Chert, Salt	3,824		-	-	0.00%
712106-Hardware Replacement	3,983	600	750	150	25.00%
712107-Lumber & Wood Products	67		35,900	35,900	0.00%
712108-Other Constr & Bldg Materials	226		-	-	0.00%
712109-Paint	120,718	76,000	76,595	595	0.78%
712110-Pipe & Fittings	116		-	-	0.00%
712111-Sewer Grates & Manhole Covers	11,784		-	-	0.00%
712112-Street Signs & Markings	20,182	75,000	80,000	5,000	6.67%
712114-Plumbing Supplies	21,128	14,000	13,000	(1,000)	-7.14%
713102-Fasteners	139		50	50	0.00%
713104-Filters, Misc	6,061	6,300	5,500	(800)	-12.70%

City of Chattanooga
Operational Budget
Fiscal Year 2024

Row Labels	Actual FY22	Budget FY23	Proposed FY24	Inc (Dec)	
				Requested vs. Budget	% Change
713108-Pumps & Pump Parts	209	500	-	(500)	-100.00%
713109-Repair Parts	14,452	15,750	11,450	(4,300)	-27.30%
713114-Compressors & Parts	96		-	-	0.00%
713116-Motors & Parts	4,090		-	-	0.00%
713119-Aquatic Repair Parts	8,860	2,000	3,500	1,500	75.00%
713201-Chemicals & Lab Supplies	-		500	500	0.00%
713211-Water Chemicals	27,423	15,000	15,000	-	0.00%
714102-Blue Prints, Plats, Tracing	37		-	-	0.00%
714105-Building Maintenance Supplies	13,055	11,500	13,000	1,500	13.04%
714106-Cleaning Supplies	19,114	13,500	22,581	9,081	67.27%
714107-Clothing	32,268	24,990	28,789	3,799	15.20%
714109-Data Processing Supplies	136		-	-	0.00%
714111-Electrical Supplies, Bulbs, Etc	5,888	10,700	3,700	(7,000)	-65.42%
714112-Electronic Parts	252	1,500	1,000	(500)	-33.33%
714117-Food & Ice	15,475	19,600	21,015	1,415	7.22%
714118-Food & Supplies for Animals	18		-	-	0.00%
714120-Hardware, Nails, Small Tools	13,478	22,628	24,060	1,432	6.33%
714122-Kitchen & Dining Room Supplies	477		-	-	0.00%
714124-Medical Supplies (First Aid)	19		-	-	0.00%
714125-Oil & Lubricants	417		565	565	0.00%
714126-Other Materials & Supplies	919		-	-	0.00%
714129-Safety Equipment	19,557	14,800	18,900	4,100	27.70%
714130-Safety Shoes	19,604	23,100	23,913	813	3.52%
714131-Seeds, Trees, Plants, Hort Supplies	21,316	26,500	26,500	-	0.00%
714132-Test Materials	219		200	200	0.00%
714133-Welding Supplies	-	2,500	500	(2,000)	-80.00%
714135-Locks & Key supplies	1,008	2,500	1,250	(1,250)	-50.00%
714136-Dirt mix, Mulch, Topsoil	14,790	5,000	20,000	15,000	300.00%
714137-Thermoplastic	17,756	50,000	50,000	-	0.00%
714138-Flags Banners and Signage	7,275		2,800	2,800	0.00%
714140-Chain	321		1,100	1,100	0.00%
714143-Event Planning, Services and Catering	-	2,600	3,400	800	30.77%
714144-Batteries	1,248	600	600	-	0.00%
714148-Security Material & Supplies	426		500	500	0.00%
714149-Waste and Recycle Containers	216,328	312,000	319,016	7,016	2.25%
714150-Promotional Items	-	750	750	-	0.00%
713123-Preventative Maintenance and Inspections	-		4,000	4,000	0.00%
Materials & Supplies Total	706,527	785,293	871,446	86,153	10.97%
Travel Expense					
721101-Out-of-town Mileage	601	300	300	-	0.00%
721102-Transportation	5,348	4,500	5,000	500	11.11%
721103-Auto Rental	-		500	500	0.00%
721201-Hotels	5,896	12,900	15,000	2,100	16.28%
721202-Meals	1,837	3,900	4,700	800	20.51%
721301-Registration Fees	3,685	12,350	13,350	1,000	8.10%
721302-Other Travel Expenses	114	100	200	100	100.00%
721399-Travel Advance	(283)		-	-	0.00%
Travel Expense Total	17,197	34,050	39,050	5,000	14.68%
Vehicle Operating					
731101-Diesel Fuel	905,898	602,000	756,483	154,483	25.66%
731102-Gasoline	175,517	138,800	185,900	47,100	33.93%
731203-Vehicle Labor	1,273,893	854,700	929,747	75,047	8.78%

City of Chattanooga
Operational Budget
Fiscal Year 2024

Row Labels	Actual FY22	Budget FY23	Proposed FY24	Inc (Dec)	
				Requested vs. Budget	% Change
731204-Vehicle Parts & Supplies	1,423,638	739,600	982,178	242,578	32.80%
731301-Car Wash	33,118	10,436	28,592	18,156	173.97%
731302-Licenses & Titles	560		200	200	0.00%
731401-Fleet Leased Vehicle	3,194,690	3,466,068	2,425,863	(1,040,205)	-30.01%
731403-Vehicle rental - local use	700		-	-	0.00%
Vehicle Operating Total	7,008,013	5,811,604	5,308,963	(502,641)	-8.65%
Insurance, Claims, and Damages					
742402-Building & Content Insurance	288,756	260,404	440,404	180,000	69.12%
742501-Insurance Administrative Cost	50		-	-	0.00%
742503-Fidelity & Surety Bonds	-	200	200	-	0.00%
Insurance, Claims, and Damages Total	288,806	260,604	440,604	180,000	69.07%
Inventory Costs					
751407-Vehicle Parts	390		-	-	0.00%
751408-Diesel (Bulk fuel tanker load only)	410		-	-	0.00%
Inventory Costs Total	801		-	-	0.00%
Capital Assets					
761105-CIP Engineering Construction Consulting	74,273		-	-	0.00%
Capital Assets Total	74,273		-	-	0.00%
Capital Outlay					
772104-Grounds Equipment	191		-	-	0.00%
772105-Heating & Cooling Equipment	1,063		-	-	0.00%
772106-Mechanical Equipment	1,567		-	-	0.00%
772107-Other Equipment (Under 5000)	61,790	140,000	140,000	-	0.00%
772109-Office Furniture	2,111		-	-	0.00%
772111-Computer Software under 15000	108		-	-	0.00%
772112-Computer equipment under 5000	18,193		-	-	0.00%
772116-Traffic Lights and Equipment	14,496		-	-	0.00%
772203-Fencing	16,118		-	-	0.00%
Capital Outlay Total	115,636	140,000	140,000	-	0.00%
Other Expenses					
781103-Space Costs	219,503	317,000	317,000	-	0.00%
781301-Fees, Licenses, & Permits	11,836	7,867	6,100	(1,767)	-22.46%
781303-State Fees Other	-	1,000	-	(1,000)	-100.00%
781309-Technology Cost Allocation to TRF Fund 653	102,060		-	-	0.00%
782201-Awards	2,155	7,286	7,525	239	3.28%
782204-Safety Incentive Awards	200	1,000	1,300	300	30.00%
Other Expenses Total	335,754	334,153	331,925	(2,228)	-0.67%
Operations Total	18,972,919	17,419,724	18,573,216	1,153,492	6.62%
Transfers To					
Other Financing Uses					
811210-Transfer to Scenic Cities Beautiful	19,060	57,358	70,583	13,225	23.06%
811307-Transfer to Public Works Capital	4,100,000		-	-	0.00%
Other Financing Uses Total	4,119,060	57,358	70,583	13,225	23.06%
Transfers To Total	4,119,060	57,358	70,583	13,225	23.06%
K-Public Works Total	41,474,223	37,558,254	41,703,949	4,145,695	11.04%

Dept by Acct



City of Chattanooga
Operational Budget
Fiscal Year 2024

Row Labels	Actual FY22	Budget FY23	Proposed FY24	Inc (Dec) Proposed vs. Budget	% Change
1100 - General Fund					
L-Parks and Outdoors					
CC_L00301 - Parks & Outdoors Admin	1,159,518	1,554,123	1,233,059	(321,064)	-20.66%
CC_L00401 - Parks & Outdoors Supportive Services	907,943	830,121	772,593	(57,528)	-6.93%
CC_L00402 - Parks & Outdoors Sports	566,106	505,806	599,134	93,328	18.45%
CC_L00403 - Parks & Outdoors Aquatics	379,575	401,461	555,148	153,687	38.28%
CC_L00404 - Parks & Outdoors Champions Club	470,353	425,786	540,107	114,321	26.85%
CC_L00405 - Parks & Outdoors Summit of Softball	584,384	672,122	724,976	52,854	7.86%
CC_L00406 - Parks & Outdoors Kids Kamp	263,096		-	-	0.00%
CC_L00407 - Parks & Outdoors Communication	-		326,347	326,347	0.00%
CC_L00408 - Parks & Outdoors Recreation Admin	-		918,442	918,442	0.00%
CC_L01203 - Rec Prog Sports	799		-	-	0.00%
CC_L01302 - Therapeutic Programs	162,234	411,020	461,314	50,294	12.24%
CC_L01303 - Fitness Center	20,287	268,006	309,211	41,205	15.37%
CC_L01401 - Rec Facility Skatepark	16,823	87,532	57,305	(30,227)	-34.53%
CC_L01601 - Outdoor Chattanooga	534,008	711,193	724,715	13,522	1.90%
CC_L01602 - Special Events	3,703	524,754	628,057	103,303	19.69%
CC_L02101 - Parks Admin	739,543	1,022,710	679,359	(343,351)	-33.57%
CC_L02103 - Parks Special Events	237,321		-	-	0.00%
CC_L02201 - Parks Maint Playgrounds and Facilities	419,745	311,931	337,105	25,174	8.07%
CC_L02202 - Parks Maint Buildings and Structures	7,350	9,150	252,669	243,519	2661.41%
CC_L02203 - Parks Maint City Wide Park Maintenance	1,564,781	1,902,837	1,855,552	(47,285)	-2.48%
CC_L02204 - Parks Maint City Wide Security	6,312		-	-	0.00%
CC_L02205 - Parks Maint Athletic Facilities	167		-	-	0.00%
CC_L02206 - Parks Maint Miller Parks	230,968		-	-	0.00%
CC_L02207 - Parks Maint Heritage Parks	25,722		-	-	0.00%
CC_L02208 - Parks Maint Greenway Farm	10,499		-	-	0.00%
CC_L02209 - Parks Maint Rivermont Parks	43,407		-	-	0.00%
CC_L02210 - Parks Maint East Lake	7,853		-	-	0.00%
CC_L02211 - Parks Maint Landscape Mechanic	405		-	-	0.00%
CC_L02301 - Shared Maint TN Riverpark Downtown	2,556,297	2,715,610	3,373,242	657,632	24.22%
CC_L02302 - Shared Maint Carousel Operations	82,860	48,691	63,892	15,201	31.22%
CC_L02303 - Shared Maint TN Riverpark Security	374,282	361,759	307,894	(53,865)	-14.89%
CC_L02304 - Shared Maint Coolidge Park	784		-	-	0.00%
CC_L02315 - Shared Maint TN Riverpark and Riverwalk Downtown	209,520	251,146	173,438	(77,708)	-30.94%
CC_L02316 - Shared Maint - TN Riverpark Capital	93,235	410,000	510,000	100,000	24.39%
CC_L02317 - Shared Maint Arts Culture & Creative Economy	-	415,526	346,138	(69,388)	-16.70%
CC_L03101 - Chattanooga Zoo at Warner Park	750,000	750,000	750,000	-	0.00%
CC_L32203 - Public Art Admin {Gen Fd}	-	450,000	450,000	-	0.00%
L-Parks and Outdoors Total	12,429,880	15,041,284	16,949,697	1,908,413	12.69%



City of Chattanooga
Operational Budget
Fiscal Year 2024

Row Labels	Actual FY22	Budget FY23	Proposed FY24	Inc (Dec)	
				Requested vs. Budget	% Change
1100 - General Fund					
L-Parks and Outdoors					
Personnel					
Salary and Wages	4,833,101	6,239,966	6,546,203	306,237	4.91%
Fringe Benefits	2,326,203	3,102,012	3,342,330	240,318	7.75%
Personnel Total	7,159,304	9,341,978	9,888,533	546,555	5.85%
Operations					
Services	3,765,833	4,346,386	5,471,732	1,125,346	25.89%
Materials & Supplies	692,296	364,771	598,946	234,175	64.20%
Travel Expense	49,675	57,410	57,410	-	0.00%
Vehicle Operating	304,538	339,339	330,426	(8,913)	-2.63%
Insurance, Claims, and Damages	48,917	65,400	65,400	-	0.00%
Inventory Costs	1,560		-	-	0.00%
Capital Assets	168,158	410,000	510,000	100,000	24.39%
Capital Outlay	169,330	45,500	-	(45,500)	-100.00%
Other Expenses	70,271	70,500	27,250	(43,250)	-61.35%
Operations Total	5,270,576	5,699,306	7,061,164	1,361,858	23.90%
L-Parks and Outdoors Total	12,429,880	15,041,284	16,949,697	1,908,413	12.69%



City of Chattanooga
Operational Budget
Fiscal Year 2024

Row Labels	Actual FY22	Budget FY23	Proposed FY24	Inc (Dec)	
				Requested vs. Budget	% Change
1100 - General Fund					
L-Parks and Outdoors					
Personnel					
Salary and Wages					
601101-Regular Employees	3,388,199	4,904,137	5,276,839	372,702	7.60%
601102-Temporary Staffing	398,499	385,048	25,000	(360,048)	-93.51%
601103-Part Time Employees	263,070	892,759	855,037	(37,722)	-4.23%
601105-Injured On Duty Pay	1,760		-	-	0.00%
601199-Budget - Attrition (Salary)	-	(62,203)	(118,685)	(56,482)	90.80%
601201-Overtime	131,748	30,000	108,350	78,350	261.17%
601202-Compensatory Time	27,278		-	-	0.00%
602105-Cellphone Allowance	26,080	24,000	29,160	5,160	21.50%
602204-COVID Vaccine Incentive	8,880		-	-	0.00%
602301-Personal Leave	369,039		-	-	0.00%
602303-Final Leave Payout	49,822		-	-	0.00%
602304-Longevity	56,325	66,225	66,225	-	0.00%
602306-Call Back Pay	748		-	-	0.00%
602308-Bereavement Pay	2,475		-	-	0.00%
602309-Holiday Pay	109,172		-	-	0.00%
602399-Payroll Suspense	4		-	-	0.00%
609999-Budget - Salaries & Wages			304,277	304,277	0.00%
Salary and Wages Total	4,833,101	6,239,966	6,546,203	306,237	4.91%
Fringe Benefits					
611101-FICA (OASDI)	284,677	363,511	385,247	21,736	5.98%
611102-Medicare	66,578	85,018	90,181	5,163	6.07%
611199-Budget - Attrition (Benefits)	-	(107,529)	(67,112)	40,417	-37.59%
611201-General Pension	833,127	1,040,787	1,123,555	82,768	7.95%
611301-Hospitalization	661,264	1,125,776	1,077,392	(48,384)	-4.30%
611302-Life Insurance Benefit	3,879	5,322	4,261	(1,061)	-19.94%
611303-Long-Term Disability	4,757	13,832	17,793	3,961	28.64%
611304-Health Savings Accounts	100,378	91,547	125,141	33,594	36.70%
611402-Employee Health Savings Acct	52		-	-	0.00%
611403-On-site Medical Program	122,063	160,176	163,584	3,408	2.13%
619999-Budget - Fringe Benefits			106,496	106,496	0.00%
611206-Other Post-employment Benefits (Civilian)	249,428	323,572	289,152	(34,420)	-10.64%
611404-On-site Facility	-		26,640	26,640	0.00%
Fringe Benefits Total	2,326,203	3,102,012	3,342,330	240,318	7.75%
Personnel Total	7,159,304	9,341,978	9,888,533	546,555	5.85%
Operations					
Services					
701103-Consultant Fees	-	3,000	23,000	20,000	666.67%
701106-Honorarium	750		-	-	0.00%
701113-Technology Development and Design	5,313		-	-	0.00%
701208-On-the-Job Injury Claims	27,241		-	-	0.00%
701213-On-the-Job Injury Settlement Claims	3,000		-	-	0.00%
702102-Electrical	62,681	68,000	97,500	29,500	43.38%
702103-Exterminating Service	2,913	10,800	12,267	1,467	13.58%
702104-Masonry	31		-	-	0.00%
702105-Painting	35,951		35,000	35,000	0.00%
702106-Plumbing	31,040	22,500	43,600	21,100	93.78%
702107-Mechanical Trades	-		10,000	10,000	0.00%

Dept by Acct

City of Chattanooga
Operational Budget
Fiscal Year 2024

Row Labels	Actual FY22	Budget FY23	Proposed FY24	Inc (Dec)	
				Requested vs. Budget	% Change
702108-Locksmith	1,481	1,500	1,000	(500)	-33.33%
702109-Custodial Services	249,448	225,000	-	(225,000)	-100.00%
702110-Tree Maintenance & Planting	151	3,000	4,500	1,500	50.00%
702111-Irrigation	10,325	25,000	25,000	-	0.00%
702201-Alarm System Repair	-	-	750	750	0.00%
702202-Bldg & Grounds Maintenance	1,286	10,400	500	(9,900)	-95.19%
702204-Contracted Repair Service	73,304	17,000	14,000	(3,000)	-17.65%
702207-Maintenance Services	2,062	4,500	10,000	5,500	122.22%
702208-Fire Prevention Measures	260	2,750	1,500	(1,250)	-45.45%
702211-Grounds	1,199	-	6,000	6,000	0.00%
702212-HVAC	11,272	10,500	11,850	1,350	12.86%
702214-Landscaping	126,061	65,000	75,000	10,000	15.38%
702215-Building Repairs or Renovations under \$5000	5,986	-	-	-	0.00%
702217-Valve Repairs	-	-	5,000	5,000	0.00%
702218-Pump Repairs	860	15,000	15,000	-	0.00%
702224-Equipment Inspection and Calibration	-	-	8,000	8,000	0.00%
702225-IT Maintenance - Licensing	-	5,000	-	(5,000)	-100.00%
702227-IT Maintenance - Support Maintenance	6,750	46,750	-	(46,750)	-100.00%
702229-Contract Mowing	497,150	562,000	623,500	61,500	10.94%
702232-Fence Repairs	91,768	-	16,200	16,200	0.00%
702233-Door Repairs	955	-	2,000	2,000	0.00%
703101-Electricity	411,111	325,918	578,497	252,579	77.50%
703102-Natural Gas	52,984	124,837	54,506	(70,331)	-56.34%
703103-Water	259,824	366,196	578,094	211,898	57.86%
703109-Sewer	278,225	431,876	563,455	131,579	30.47%
703202-Cellular Phone Service	135	-	-	-	0.00%
703204-Internet & Cable Services	-	-	350	350	0.00%
703206-Air Cards	16,417	19,583	18,583	(1,000)	-5.11%
704102-Clothing & Linen Service	1,821	5,900	2,900	(3,000)	-50.85%
704103-Demurrage	-	150	150	-	0.00%
704104-Equipment Rental	23,628	29,200	35,433	6,233	21.35%
704105-Property Rental	2,402	-	35,700	35,700	0.00%
704106-Dumpster Rental	4,274	7,000	8,450	1,450	20.71%
704107-Floor Mat / Scrapper Rental	1,084	2,100	1,500	(600)	-28.57%
704108-Office Machine Rental	10,971	11,300	12,550	1,250	11.06%
704201-Advertising	378	3,500	7,000	3,500	100.00%
704203-Publicity	-	1,000	1,000	-	0.00%
704204-Alarm Monitoring	3,317	1,500	8,650	7,150	476.67%
704208-Contracted Repair	31,435	14,000	6,000	(8,000)	-57.14%
704209-Copying	-	-	5,000	5,000	0.00%
704210-Printing	1,485	7,700	16,300	8,600	111.69%
704212-Data Processing Service	1,652	500	500	-	0.00%
704214-Lighting Service	-	7,500	7,500	-	0.00%
704215-Security Services	193,438	235,000	185,000	(50,000)	-21.28%
704221-Recreation Support Services	23,942	58,500	45,500	(13,000)	-22.22%
704227-Transfer Station Cost	70	-	-	-	0.00%
704228-Translation Service	180	3,000	3,000	-	0.00%
704235-Zoo Lease & Management	704,446	750,000	750,000	-	0.00%
704243-Programmable Logic Controller (PLC) Repairs	1,167	-	-	-	0.00%
704306-Dues	5,733	2,546	5,851	3,305	129.81%
704307-Employment Agencies	58,749	-	423,266	423,266	0.00%
704309-Meeting Expense	1,357	1,500	2,000	500	33.33%
704310-Local Mileage	146	-	2,500	2,500	0.00%
704311-Miscellaneous Services	1,556	-	-	-	0.00%

Dept by Acct

City of Chattanooga
Operational Budget
Fiscal Year 2024

Row Labels	Actual FY22	Budget FY23	Proposed FY24	Inc (Dec)	
				Requested vs. Budget	% Change
704312-Other Contracted Service	28,664	15,000	40,000	25,000	166.67%
704314-Stipends	750	7,000	7,000	-	0.00%
704315-Waste Disposal	16,932	19,530	27,580	8,050	41.22%
704317-Contracted Operations	345,492	322,500	472,500	150,000	46.51%
704319-Parking	9		-	-	0.00%
704335-Public Communication	600		20,000	20,000	0.00%
704340-Shredding and Recycling Services	16		-	-	0.00%
704403-Disputed Purchasing Card Expense	(5)	200	-	(200)	-100.00%
704407-Wireless Data Communication	578	1,000	-	(1,000)	-100.00%
704499-Incomplete Expense Allocation	217		-	-	0.00%
704501-Freight, Express & Drayage	757		100	100	0.00%
704502-Postage	409	650	650	-	0.00%
704504-Load, Delivery, and Installation	270		-	-	0.00%
704601-Local Registration Fees	590	700	4,700	4,000	571.43%
704602-Training Costs	3,006	2,300	2,300	-	0.00%
704705-Credit Card Use Charge	26,385	19,500	21,500	2,000	10.26%
704347-Agency Contracted Services	-	450,000	475,000	25,000	5.56%
Services Total	3,765,833	4,346,386	5,471,732	1,125,346	25.89%
Materials & Supplies					
711101-Audio Visual Supplies	76		-	-	0.00%
711102-Books	428		-	-	0.00%
711104-Forms & Printed Material	3,161	600	500	(100)	-16.67%
711107-Newspapers	170		-	-	0.00%
711108-Periodicals, Publications	-	56	21	(35)	-62.50%
711109-Office Supplies & Stationery	5,260	4,500	11,050	6,550	145.56%
711110-Technology Accessories & Supplies	9,838	200	650	450	225.00%
711111-Printer Toner Cartridges	397	1,200	550	(650)	-54.17%
712103-Cement, Lime, & Plaster	1,579	1,000	1,750	750	75.00%
712105-Gravel, Sand, Stone, Chert, Salt	10,479	8,000	16,000	8,000	100.00%
712106-Hardware Replacement	4,227	4,250	5,250	1,000	23.53%
712107-Lumber & Wood Products	13,891	1,800	5,000	3,200	177.78%
712108-Other Constr & Bldg Materials	963		-	-	0.00%
712109-Paint	12,104	8,000	10,000	2,000	25.00%
712110-Pipe & Fittings	4,179	500	5,500	5,000	1000.00%
712112-Street Signs & Markings	-	200	-	(200)	-100.00%
712113-Structural Steel, Iron	2,002		3,500	3,500	0.00%
712114-Plumbing Supplies	9,783	3,000	11,000	8,000	266.67%
713101-Bearings & Parts	239		3,500	3,500	0.00%
713102-Fasteners	135	750	1,700	950	126.67%
713104-Filters, Misc	1,049	750	1,700	950	126.67%
713108-Pumps & Pump Parts	-	250	450	200	80.00%
713109-Repair Parts	19,618	19,500	23,900	4,400	22.56%
713201-Chemicals & Lab Supplies	268		-	-	0.00%
713202-Chlorine	140	500	550	50	10.00%
714105-Building Maintenance Supplies	26,619	26,000	15,000	(11,000)	-42.31%
714106-Cleaning Supplies	50,514	34,000	34,500	500	1.47%
714107-Clothing	13,670	23,700	28,100	4,400	18.57%
714111-Electrical Supplies, Bulbs, Etc	136,229	38,000	45,800	7,800	20.53%
714112-Electronic Parts	9,015		-	-	0.00%
714115-Fire Code Equipment	-	150	650	500	333.33%
714117-Food & Ice	12,394	16,950	26,800	9,850	58.11%
714119-Fuel	2,571		-	-	0.00%
714120-Hardware, Nails, Small Tools	22,734	9,525	12,725	3,200	33.60%

City of Chattanooga
Operational Budget
Fiscal Year 2024

Row Labels	Actual FY22	Budget FY23	Proposed FY24	Inc (Dec)	
				Requested vs. Budget	% Change
714122-Kitchen & Dining Room Supplies	1,857		-	-	0.00%
714123-Machine Shop & Garage Supplies	3,097	700	500	(200)	-28.57%
714124-Medical Supplies (First Aid)	945	3,110	2,550	(560)	-18.01%
714125-Oil & Lubricants	1,282	2,050	1,600	(450)	-21.95%
714126-Other Materials & Supplies	5,349		-	-	0.00%
714128-Recreational Supplies	97,951	37,200	97,445	60,245	161.95%
714129-Safety Equipment	17,529	5,750	9,650	3,900	67.83%
714130-Safety Shoes	6,331	7,150	7,750	600	8.39%
714131-Seeds, Trees, Plants, Hort Supplies	64,219	42,000	63,500	21,500	51.19%
714133-Welding Supplies	2,136	1,500	2,000	500	33.33%
714135-Locks & Key supplies	1,873	1,550	2,050	500	32.26%
714136-Dirt mix, Mulch, Topsoil	92,039	51,000	57,250	6,250	12.25%
714138-Flags Banners and Signage	12,059	1,980	2,730	750	37.88%
714140-Chain	47		250	250	0.00%
714143-Event Planning, Services and Catering	1,736	4,500	75,000	70,500	1566.67%
714144-Batteries	2,275	2,400	3,525	1,125	46.88%
714148-Security Material & Supplies	2,263		-	-	0.00%
714149-Waste and Recycle Containers	92	500	500	-	0.00%
714150-Promotional Items	4,730		5,000	5,000	0.00%
713118-Small Equipment Tires	753		1,500	1,500	0.00%
Materials & Supplies Total	692,296	364,771	598,946	234,175	64.20%
Travel Expense					
721101-Out-of-town Mileage	-	2,400	400	(2,000)	-83.33%
721102-Transportation	2,610	13,010	13,010	-	0.00%
721201-Hotels	23,909	14,300	16,300	2,000	13.99%
721202-Meals	3,444	8,450	8,450	-	0.00%
721301-Registration Fees	19,400	18,650	18,650	-	0.00%
721302-Other Travel Expenses	313	600	600	-	0.00%
Travel Expense Total	49,675	57,410	57,410	-	0.00%
Vehicle Operating					
731101-Diesel Fuel	3,406	4,500	4,500	-	0.00%
731102-Gasoline	56,773	73,600	91,300	17,700	24.05%
731103-Propane	2,090	4,500	4,500	-	0.00%
731203-Vehicle Labor	31,650	29,302	23,802	(5,500)	-18.77%
731204-Vehicle Parts & Supplies	46,309	38,340	42,440	4,100	10.69%
731301-Car Wash	1,454	900	875	(25)	-2.78%
731401-Fleet Leased Vehicle	162,856	188,197	163,009	(25,188)	-13.38%
Vehicle Operating Total	304,538	339,339	330,426	(8,913)	-2.63%
Insurance, Claims, and Damages					
742402-Building & Content Insurance	12,199	18,600	18,600	-	0.00%
742403-Vehicle & Equipment Insurance	-	10,000	10,000	-	0.00%
742404-Liability Insurance	36,718	36,800	36,800	-	0.00%
Insurance, Claims, and Damages Total	48,917	65,400	65,400	-	0.00%
Inventory Costs					
751408-Diesel (Bulk fuel tanker load only)	1,560		-	-	0.00%
Inventory Costs Total	1,560		-	-	0.00%
Capital Assets					
761112-CIP Park Development	10,938	410,000	510,000	100,000	24.39%
761113-CIP Recreational Construction	92,500		-	-	0.00%

City of Chattanooga
Operational Budget
Fiscal Year 2024

Row Labels	Actual FY22	Budget FY23	Proposed FY24	Inc (Dec)	
				Requested vs. Budget	% Change
761204-Equipment Purchase	55,733		-	-	0.00%
761302-Audio Visual Equipment	40		-	-	0.00%
761303-Computer Equipment over 5000	8,947		-	-	0.00%
Capital Assets Total	168,158	410,000	510,000	100,000	24.39%
Capital Outlay					
772102-Building Equipment	617	4,000	-	(4,000)	-100.00%
772104-Grounds Equipment	10,106		-	-	0.00%
772107-Other Equipment (Under 5000)	5,944		-	-	0.00%
772108-Recreational Equipment	69,509	32,500	-	(32,500)	-100.00%
772109-Office Furniture	4,877	2,000	-	(2,000)	-100.00%
772111-Computer Software under 15000	1,415	300	-	(300)	-100.00%
772112-Computer equipment under 5000	17,940	1,000	-	(1,000)	-100.00%
772122-Office Equipment (under 5000)	239		-	-	0.00%
772201-Carpeting	8,185		-	-	0.00%
772203-Fencing	1,634	5,700	-	(5,700)	-100.00%
772204-Field Lighting	48,864		-	-	0.00%
Capital Outlay Total	169,330	45,500	-	(45,500)	-100.00%
Other Expenses					
781103-Space Costs	2,872		7,000	7,000	0.00%
781301-Fees, Licenses, & Permits	8,309	10,000	10,150	150	1.50%
781303-State Fees Other	55		-	-	0.00%
781309-Technology Cost Allocation to TRF Fund 653	37,259		-	-	0.00%
782201-Awards	4,594	8,500	9,100	600	7.06%
782204-Safety Incentive Awards	-		1,000	1,000	0.00%
782210-Program Expense	5,310	52,000	-	(52,000)	-100.00%
782216-Employee Relocation Expense	11,873		-	-	0.00%
Other Expenses Total	70,271	70,500	27,250	(43,250)	-61.35%
Operations Total	5,270,576	5,699,306	7,061,164	1,361,858	23.90%
L-Parks and Outdoors Total	12,429,880	15,041,284	16,949,697	1,908,413	12.69%



City of Chattanooga
Operational Budget
Fiscal Year 2024

Row Labels	Actual FY22	Budget FY23	Proposed FY24	Inc (Dec) Proposed vs. Budget	% Change
1100 - General Fund					
Q-Early Learning					
CC_Q00101 - Early Learning Administration	448,298	1,840,995	840,543	(1,000,452)	-54.34%
CC_Q00102 - Youth Development	19,616	1,090,000	1,090,000	-	0.00%
CC_Q00103 - Youth Development CAPS	25,443		-	-	0.00%
CC_Q00104 - Youth Devevelopment Education	259,605		-	-	0.00%
CC_Q00105 - Office of Early Learning	35,709		359,377	359,377	0.00%
CC_Q00106 - Community Forward	-		871,374	871,374	0.00%
Q-Early Learning Total	788,671	2,930,995	3,161,294	230,299	7.86%



City of Chattanooga
Operational Budget
Fiscal Year 2024

Row Labels	Actual FY22	Budget FY23	Proposed FY24	Inc (Dec)	
				Requested vs. Budget	% Change
1100 - General Fund					
Q-Early Learning					
Personnel					
Salary and Wages	527,487	999,015	1,069,644	70,629	7.07%
Fringe Benefits	166,237	632,128	608,686	(23,442)	-3.71%
Personnel Total	693,724	1,631,143	1,678,330	47,187	2.89%
Operations					
Services	62,988	1,148,400	1,196,400	48,000	4.18%
Materials & Supplies	7,640	77,674	122,049	44,375	57.13%
Travel Expense	2,882	13,500	28,600	15,100	111.85%
Vehicle Operating	-	-	8,064	8,064	0.00%
Capital Outlay	9,837	-	-	-	0.00%
Other Expenses	11,601	60,278	127,851	67,573	112.10%
Operations Total	94,947	1,299,852	1,482,964	183,112	14.09%
Q-Early Learning Total	788,671	2,930,995	3,161,294	230,299	7.86%



City of Chattanooga
Operational Budget
Fiscal Year 2024

Row Labels	Actual FY22	Budget FY23	Proposed FY24	Inc (Dec)	
				Requested vs. Budget	% Change
1100 - General Fund					
Q-Early Learning					
Personnel					
Salary and Wages					
601101-Regular Employees	323,832	1,041,140	1,121,423	80,283	7.71%
601102-Temporary Staffing	58,461		-	-	0.00%
601103-Part Time Employees	122,335		-	-	0.00%
601199-Budget - Attrition (Salary)	-	(45,545)	(93,536)	(47,991)	105.37%
601201-Overtime	923		-	-	0.00%
602105-Cellphone Allowance	1,980	720	6,480	5,760	800.00%
602204-COVID Vaccine Incentive	1,400		-	-	0.00%
602301-Personal Leave	11,642		-	-	0.00%
602304-Longevity	1,200	2,700	7,425	4,725	175.00%
602308-Bereavement Pay	423		-	-	0.00%
602309-Holiday Pay	5,290		-	-	0.00%
609999-Budget - Salaries & Wages			27,852	27,852	0.00%
Salary and Wages Total	527,487	999,015	1,069,644	70,629	7.07%
Fringe Benefits					
611101-FICA (OASDI)	31,933	64,720	69,943	5,223	8.07%
611102-Medicare	7,468	15,140	16,368	1,228	8.11%
611201-General Pension	68,785	218,579	236,382	17,803	8.14%
611207-OPEB (Grants)	204		-	-	0.00%
611301-Hospitalization	30,072	239,845	161,310	(78,535)	-32.74%
611302-Life Insurance Benefit	280	1,233	808	(425)	-34.47%
611303-Long-Term Disability	274	2,506	3,594	1,088	43.42%
611304-Health Savings Accounts	1,493		22,662	22,662	0.00%
611403-On-site Medical Program	5,254	22,152	23,856	1,704	7.69%
619999-Budget - Fringe Benefits			9,748	9,748	0.00%
611206-Other Post-employment Benefits (Civilian)	20,473	67,953	61,975	(5,978)	-8.80%
611404-On-site Facility	-		2,040	2,040	0.00%
Fringe Benefits Total	166,237	632,128	608,686	(23,442)	-3.71%
Personnel Total	693,724	1,631,143	1,678,330	47,187	2.89%
Operations					
Services					
701103-Consultant Fees	8,500	25,000	35,000	10,000	40.00%
701208-On-the-Job Injury Claims	88		-	-	0.00%
702107-Mechanical Trades	6,753		-	-	0.00%
702211-Grounds	230		-	-	0.00%
702221-IT Maintenance	138		-	-	0.00%
702225-IT Maintenance - Licensing	9		-	-	0.00%
703101-Electricity	2,238		-	-	0.00%
703102-Natural Gas	293		-	-	0.00%
703206-Air Cards	5,253	1,500	1,500	-	0.00%
704108-Office Machine Rental	2,937	3,000	3,000	-	0.00%
704201-Advertising	350		36,500	36,500	0.00%
704210-Printing	-	500	8,300	7,800	1560.00%
704215-Security Services	3,682		-	-	0.00%
704221-Recreation Support Services	15,000		-	-	0.00%
704306-Dues	2,250		-	-	0.00%
704309-Meeting Expense	-	2,000	2,000	-	0.00%
704310-Local Mileage	789	1,000	600	(400)	-40.00%

City of Chattanooga
Operational Budget
Fiscal Year 2024

Row Labels	Actual FY22	Budget FY23	Proposed FY24	Inc (Dec)	
				Requested vs. Budget	% Change
704311-Miscellaneous Services	97		7,000	7,000	0.00%
704315-Waste Disposal	110		-	-	0.00%
704317-Contracted Operations	14,000		-	-	0.00%
704502-Postage	-		1,000	1,000	0.00%
704601-Local Registration Fees	270		-	-	0.00%
704602-Training Costs	-	25,400	11,500	(13,900)	-54.72%
704347-Agency Contracted Services	-	1,090,000	1,090,000	-	0.00%
Services Total	62,988	1,148,400	1,196,400	48,000	4.18%
Materials & Supplies					
711102-Books	-	500	2,500	2,000	400.00%
711107-Newspapers	93		-	-	0.00%
711109-Office Supplies & Stationery	2,431	1,000	1,000	-	0.00%
714107-Clothing	528		-	-	0.00%
714117-Food & Ice	2,717	18,400	29,925	11,525	62.64%
714126-Other Materials & Supplies	1,826		26,600	26,600	0.00%
714128-Recreational Supplies	45	9,000	19,500	10,500	116.67%
714143-Event Planning, Services and Catering	-	2,500	3,250	750	30.00%
714145-Classroom/Childcare Educational Supplies	-	46,274	39,274	(7,000)	-15.13%
Materials & Supplies Total	7,640	77,674	122,049	44,375	57.13%
Travel Expense					
721101-Out-of-town Mileage	134		-	-	0.00%
721102-Transportation	-	2,000	6,000	4,000	200.00%
721201-Hotels	758	5,000	9,500	4,500	90.00%
721202-Meals	333	2,500	4,600	2,100	84.00%
721301-Registration Fees	1,611	4,000	8,500	4,500	112.50%
721302-Other Travel Expenses	45		-	-	0.00%
Travel Expense Total	2,882	13,500	28,600	15,100	111.85%
Vehicle Operating					
731102-Gasoline	-		1,000	1,000	0.00%
731401-Fleet Leased Vehicle	-		7,064	7,064	0.00%
Vehicle Operating Total	-	-	8,064	8,064	0.00%
Capital Outlay					
772108-Recreational Equipment	500		-	-	0.00%
772109-Office Furniture	442		-	-	0.00%
772111-Computer Software under 15000	1,148		-	-	0.00%
772112-Computer equipment under 5000	3,947		-	-	0.00%
772113-Classroom/Child Care Furniture/Equip	3,800		-	-	0.00%
Capital Outlay Total	9,837	-	-	-	0.00%
Other Expenses					
781103-Space Costs	7,146	9,500	62,073	52,573	553.40%
781309-Technology Cost Allocation to TRF Fund 653	4,455		-	-	0.00%
782210-Program Expense	-	50,778	65,778	15,000	29.54%
Other Expenses Total	11,601	60,278	127,851	67,573	112.10%
Operations Total	94,947	1,299,852	1,482,964	183,112	14.09%
Q-Early Learning Total	788,671	2,930,995	3,161,294	230,299	7.86%

City of Chattanooga
Operational Budget
Fiscal Year 2024

Row Labels	Actual FY22	Budget FY23	Proposed FY24	Inc (Dec) Proposed vs. Budget	% Change
1100 - General Fund					
R-City Planning					
CC_R00101 - City Planning Administration	339,458	1,208,404	997,216	(211,188)	-17.48%
CC_R00301 - Strategic Capital Planning	135,166		-	-	0.00%
CC_R00401 - Sustainability	127,081		-	-	0.00%
R-City Planning Total	601,705	1,208,404	997,216	(211,188)	-17.48%



City of Chattanooga
Operational Budget
Fiscal Year 2024

Row Labels	Actual FY22	Budget FY23	Proposed FY24	Inc (Dec)	
				Requested vs. Budget	% Change
1100 - General Fund					
R-City Planning					
Personnel					
Salary and Wages	391,247	597,523	580,471	(17,052)	-2.85%
Fringe Benefits	180,058	359,040	288,207	(70,833)	-19.73%
Personnel Total	571,305	956,563	868,678	(87,885)	-9.19%
Operations					
Services	13,971	221,984	103,484	(118,500)	-53.38%
Materials & Supplies	-	250	-	(250)	-100.00%
Travel Expense	2,520	10,150	10,150	-	0.00%
Capital Outlay	922	1,820	-	(1,820)	-100.00%
Other Expenses	12,987	17,637	14,904	(2,733)	-15.50%
Operations Total	30,401	251,841	128,538	(123,303)	-48.96%
R-City Planning Total	601,705	1,208,404	997,216	(211,188)	-17.48%



City of Chattanooga
Operational Budget
Fiscal Year 2024

Row Labels	Actual FY22	Budget FY23	Proposed FY24	Inc (Dec)	
				Requested vs. Budget	% Change
1100 - General Fund					
R-City Planning					
Personnel					
Salary and Wages					
601101-Regular Employees	352,411	594,703	575,302	(19,401)	-3.26%
601199-Budget - Attrition (Salary)	-		(15,000)	(15,000)	0.00%
601201-Overtime	1,210		-	-	0.00%
602105-Cellphone Allowance	1,080	720	2,520	1,800	250.00%
602204-COVID Vaccine Incentive	400		-	-	0.00%
602301-Personal Leave	34,196		-	-	0.00%
602304-Longevity	1,725	2,100	6,225	4,125	196.43%
602309-Holiday Pay	225		-	-	0.00%
609999-Budget - Salaries & Wages			11,424	11,424	0.00%
Salary and Wages Total	391,247	597,523	580,471	(17,052)	-2.85%
Fringe Benefits					
611101-FICA (OASDI)	23,449	37,001	36,194	(807)	-2.18%
611102-Medicare	5,484	8,654	8,466	(188)	-2.17%
611199-Budget - Attrition (Benefits)	-		(10,000)	(10,000)	0.00%
611201-General Pension	80,434	124,969	122,243	(2,726)	-2.18%
611301-Hospitalization	31,223	132,157	53,348	(78,809)	-59.63%
611302-Life Insurance Benefit	269	765	384	(381)	-49.80%
611303-Long-Term Disability	428	1,305	1,921	616	47.20%
611304-Health Savings Accounts	6,954		28,420	28,420	0.00%
611402-Employee Health Savings Acct	5		-	-	0.00%
611403-On-site Medical Program	6,829	15,336	10,224	(5,112)	-33.33%
619999-Budget - Fringe Benefits			3,998	3,998	0.00%
611206-Other Post-employment Benefits (Civilian)	24,983	38,853	32,049	(6,804)	-17.51%
611404-On-site Facility	-		960	960	0.00%
Fringe Benefits Total	180,058	359,040	288,207	(70,833)	-19.73%
Personnel Total	571,305	956,563	868,678	(87,885)	-9.19%
Operations					
Services					
701103-Consultant Fees	515	67,500	67,500	-	0.00%
702225-IT Maintenance - Licensing	2,373	5,000	-	(5,000)	-100.00%
703206-Air Cards	646	600	600	-	0.00%
704108-Office Machine Rental	223	300	300	-	0.00%
704201-Advertising	195		-	-	0.00%
704306-Dues	9,910	13,500	25,000	11,500	85.19%
704309-Meeting Expense	110		-	-	0.00%
704319-Parking	-	3,000	3,000	-	0.00%
704602-Training Costs	-	6,584	6,584	-	0.00%
704603-Tuition & Books	-	500	500	-	0.00%
704347-Agency Contracted Services	-	125,000	-	(125,000)	-100.00%
Services Total	13,971	221,984	103,484	(118,500)	-53.38%
Materials & Supplies					
714120-Hardware, Nails, Small Tools	-	250	-	(250)	-100.00%
Materials & Supplies Total	-	250	-	(250)	-100.00%
Travel Expense					
721101-Out-of-town Mileage	427		-	-	0.00%

City of Chattanooga
Operational Budget
Fiscal Year 2024

Row Labels	Actual FY22	Budget FY23	Proposed FY24	Inc (Dec)	
				Requested vs. Budget	% Change
721102-Transportation	679	5,000	5,000	-	0.00%
721201-Hotels	772	2,000	2,000	-	0.00%
721202-Meals	277	750	750	-	0.00%
721301-Registration Fees	365	2,400	2,400	-	0.00%
Travel Expense Total	2,520	10,150	10,150	-	0.00%
Capital Outlay					
772111-Computer Software under 15000	922	1,000	-	(1,000)	-100.00%
772112-Computer equipment under 5000	-	820	-	(820)	-100.00%
Capital Outlay Total	922	1,820	-	(1,820)	-100.00%
Other Expenses					
781103-Space Costs	9,342	16,637	13,904	(2,733)	-16.43%
781301-Fees, Licenses, & Permits	-	1,000	1,000	-	0.00%
781309-Technology Cost Allocation to TRF Fund 653	3,645	-	-	-	0.00%
Other Expenses Total	12,987	17,637	14,904	(2,733)	-15.50%
Operations Total	30,401	251,841	128,538	(123,303)	-48.96%
R-City Planning Total	601,705	1,208,404	997,216	(211,188)	-17.48%

City of Chattanooga
Operational Budget
Fiscal Year 2024

Row Labels	Actual FY22	Budget FY23	Proposed FY24	Inc (Dec) Proposed vs. Budget	% Change
1100 - General Fund					
S-Equity and Community Engagement					
CC_S00101 - Equity and Community Engagement Administration	354,487	1,408,823	1,140,955	(267,868)	-19.01%
CC_S00102 - ECE Neighborhood Services			490,421	490,421	0.00%
S-Equity and Community Engagement Total	354,487	1,408,823	1,631,376	222,553	15.80%



City of Chattanooga
Operational Budget
Fiscal Year 2024

Row Labels	Actual FY22	Budget FY23	Proposed FY24	Inc (Dec)	
				Requested vs. Budget	% Change
1100 - General Fund					
S-Equity and Community Engagement					
Personnel					
Salary and Wages	230,593	798,558	868,048	69,490	8.70%
Fringe Benefits	106,648	415,265	440,584	25,319	6.10%
Personnel Total	337,240	1,213,823	1,308,632	94,809	7.81%
Operations					
Services	8,573	161,900	261,050	99,150	61.24%
Materials & Supplies	5,384	16,350	21,500	5,150	31.50%
Travel Expense	273	15,750	18,475	2,725	17.30%
Vehicle Operating			(4,281)	(4,281)	0.00%
Capital Outlay	587		-	-	0.00%
Other Expenses	2,430	1,000	26,000	25,000	2500.00%
Operations Total	17,247	195,000	322,744	127,744	65.51%
S-Equity and Community Engagement Total	354,487	1,408,823	1,631,376	222,553	15.80%



City of Chattanooga
Operational Budget
Fiscal Year 2024

Row Labels	Actual FY22	Budget FY23	Proposed FY24	Inc (Dec)	
				Requested vs. Budget	% Change
1100 - General Fund					
S-Equity and Community Engagement					
Personnel					
Salary and Wages					
601101-Regular Employees	202,336	705,633	844,848	139,215	19.73%
601102-Temporary Staffing	584	90,000	-	(90,000)	-100.00%
601201-Overtime	463		-	-	0.00%
602105-Cellphone Allowance	1,200	1,200	5,520	4,320	360.00%
602204-COVID Vaccine Incentive	400		-	-	0.00%
602301-Personal Leave	23,807		-	-	0.00%
602304-Longevity	1,575	1,725	4,500	2,775	160.87%
602309-Holiday Pay	226		-	-	0.00%
609999-Budget - Salaries & Wages			13,180	13,180	0.00%
Salary and Wages Total	230,593	798,558	868,048	69,490	8.70%
Fringe Benefits					
611101-FICA (OASDI)	13,761	42,491	51,539	9,048	21.29%
611102-Medicare	3,218	10,257	12,380	2,123	20.70%
611201-General Pension	47,844	148,122	178,796	30,674	20.71%
611301-Hospitalization	17,760	150,977	102,881	(48,096)	-31.86%
611302-Life Insurance Benefit	159	728	574	(154)	-21.15%
611303-Long-Term Disability	197	1,305	2,666	1,361	104.29%
611304-Health Savings Accounts	4,443		21,778	21,778	0.00%
611402-Employee Health Savings Acct	9		-	-	0.00%
611403-On-site Medical Program	4,402	15,336	17,040	1,704	11.11%
619999-Budget - Fringe Benefits			4,613	4,613	0.00%
611206-Other Post-employment Benefits (Civilian)	14,854	46,049	46,877	828	1.80%
611404-On-site Facility	-		1,440	1,440	0.00%
Fringe Benefits Total	106,648	415,265	440,584	25,319	6.10%
Personnel Total	337,240	1,213,823	1,308,632	94,809	7.81%
Operations					
Services					
701103-Consultant Fees	1,390	75,000	75,000	-	0.00%
703206-Air Cards	113		-	-	0.00%
704108-Office Machine Rental	1,837	3,500	6,500	3,000	85.71%
704201-Advertising	3,000		-	-	0.00%
704210-Printing	-	2,500	2,500	-	0.00%
704228-Translation Service	713	5,000	5,000	-	0.00%
704306-Dues	1,030		-	-	0.00%
704307-Employment Agencies	-		90,000	90,000	0.00%
704310-Local Mileage	-	400	900	500	125.00%
704312-Other Contracted Service			5,000	5,000	0.00%
704319-Parking	22	200	300	100	50.00%
704502-Postage	7	300	650	350	116.67%
704601-Local Registration Fees	198		200	200	0.00%
704602-Training Costs	264	75,000	75,000	-	0.00%
Services Total	8,573	161,900	261,050	99,150	61.24%
Materials & Supplies					
711104-Forms & Printed Material	54		-	-	0.00%
711109-Office Supplies & Stationery	369	2,000	3,500	1,500	75.00%
714107-Clothing	945		-	-	0.00%

City of Chattanooga
Operational Budget
Fiscal Year 2024

Row Labels	Actual FY22	Budget FY23	Proposed FY24	Inc (Dec)	
				Requested vs. Budget	% Change
714108-Cultural Arts Supplies	143		-	-	0.00%
714117-Food & Ice	3,276	1,500	2,150	650	43.33%
714143-Event Planning, Services and Catering	596	12,850	15,850	3,000	23.35%
Materials & Supplies Total	5,384	16,350	21,500	5,150	31.50%
Travel Expense					
721101-Out-of-town Mileage	155		-	-	0.00%
721102-Transportation	-	4,000	5,000	1,000	25.00%
721201-Hotels	-	4,000	4,800	800	20.00%
721202-Meals	119	1,500	1,800	300	20.00%
721301-Registration Fees	-	6,250	6,750	500	8.00%
721302-Other Travel Expenses			125	125	0.00%
Travel Expense Total	273	15,750	18,475	2,725	17.30%
Vehicle Operating					
731401-Fleet Leased Vehicle			(4,281)	(4,281)	0.00%
Vehicle Operating Total			(4,281)	(4,281)	0.00%
Capital Outlay					
772109-Office Furniture	284		-	-	0.00%
772112-Computer equipment under 5000	303		-	-	0.00%
Capital Outlay Total	587		-	-	0.00%
Other Expenses					
781301-Fees, Licenses, & Permits	-	1,000	1,000	-	0.00%
781309-Technology Cost Allocation to TRF Fund 6533	2,430		-	-	0.00%
782207-Pass-through Awards			25,000	25,000	0.00%
Other Expenses Total	2,430	1,000	26,000	25,000	2500.00%
Operations Total	17,247	195,000	322,744	127,744	65.51%
S-Equity and Community Engagement Total	354,487	1,408,823	1,631,376	222,553	15.80%

City of Chattanooga
Operational Budget
Fiscal Year 2024

Row Labels	Actual FY22	Budget FY23	Proposed FY24	Inc (Dec) Proposed vs. Budget	% Change
1100 - General Fund					
U-Economic Development					
CC_U00101 - Economic Development Administration	306,405	1,496,542	1,993,038	496,496	33.18%
CC_U00201 - Economic Development	17,872		-	-	0.00%
CC_U00202 - Back Tax Properties Abatement	66,343		-	-	0.00%
CC_U00301 - ED Workforce Development	176,654	647,602	995,369	347,767	53.70%
CC_U00401 - ED Arts & Culture	109,394		-	-	0.00%
CC_U00402 - Shared Maint Riverpark Art	8,230		-	-	0.00%
CC_U00501 - ED Memorial Auditorium	4,410		-	-	0.00%
CC_U00502 - ED Tivoli Theatre	934		-	-	0.00%
CC_U10001 - Economic Opportunity Housing Access	-	78,471	-	(78,471)	-100.00%
CC_U11001 - Econ Development - Homeless and Supportive Housing	-		2,641,310	2,641,310	0.00%
U-Economic Development Total	690,242	2,222,615	5,629,717	3,407,102	153.29%



City of Chattanooga
Operational Budget
Fiscal Year 2024

Row Labels	Actual FY22	Budget FY23	Proposed FY24	Inc (Dec)	
				Requested vs. Budget	% Change
1100 - General Fund					
U-Economic Development					
Personnel					
Salary and Wages	368,390	913,562	1,827,906	914,344	100.09%
Fringe Benefits	167,220	588,053	1,066,461	478,408	81.35%
Personnel Total	535,611	1,501,615	2,894,367	1,392,752	92.75%
Operations					
Services	127,188	683,500	2,547,700	1,864,200	272.74%
Materials & Supplies	3,699	19,500	24,800	5,300	27.18%
Travel Expense	1,645	18,000	31,000	13,000	72.22%
Vehicle Operating	-		31,500	31,500	0.00%
Insurance, Claims, and Damages	8,510		-	-	0.00%
Capital Assets	8,616		-	-	0.00%
Other Expenses	4,973		100,350	100,350	0.00%
Operations Total	154,631	721,000	2,735,350	2,014,350	279.38%
U-Economic Development Total	690,242	2,222,615	5,629,717	3,407,102	153.29%



City of Chattanooga
Operational Budget
Fiscal Year 2024

Row Labels	Actual FY22	Budget FY23	Proposed FY24	Inc (Dec)	
				Requested vs. Budget	% Change
1100 - General Fund					
U-Economic Development					
Personnel					
Salary and Wages					
601101-Regular Employees	307,138	942,374	1,725,160	782,786	83.07%
601103-Part Time Employees	29,351	28,008	65,385	37,377	133.45%
601199-Budget - Attrition (Salary)	-	(60,000)	(60,000)	-	0.00%
601201-Overtime	856		4,000	4,000	0.00%
602105-Cellphone Allowance	2,160	1,680	12,000	10,320	614.29%
602204-COVID Vaccine Incentive	400		-	-	0.00%
602301-Personal Leave	21,634		-	-	0.00%
602302-Personal Leave Buybacks	3,002		-	-	0.00%
602304-Longevity	900	1,500	7,950	6,450	430.00%
602309-Holiday Pay	2,950		-	-	0.00%
609999-Budget - Salaries & Wages			73,411	73,411	0.00%
Salary and Wages Total	368,390	913,562	1,827,906	914,344	100.09%
Fringe Benefits					
611101-FICA (OASDI)	21,962	60,247	112,021	51,774	85.94%
611102-Medicare	5,136	14,093	26,212	12,119	85.99%
611199-Budget - Attrition (Benefits)	-	(15,000)	(15,000)	-	0.00%
611201-General Pension	69,731	197,648	364,799	167,151	84.57%
611301-Hospitalization	36,218	240,867	391,040	150,173	62.35%
611302-Life Insurance Benefit	320	1,081	1,319	238	22.02%
611303-Long-Term Disability	468	2,111	5,625	3,514	166.46%
611304-Health Savings Accounts	3,057		5,972	5,972	0.00%
611403-On-site Medical Program	8,804	25,560	49,416	23,856	93.33%
619999-Budget - Fringe Benefits			25,694	25,694	0.00%
611206-Other Post-employment Benefits (Civilian)	21,525	61,446	95,643	34,197	55.65%
611404-On-site Facility	-		3,720	3,720	0.00%
Fringe Benefits Total	167,220	588,053	1,066,461	478,408	81.35%
Personnel Total	535,611	1,501,615	2,894,367	1,392,752	92.75%
Operations					
Services					
701103-Consultant Fees	-		325,000	325,000	0.00%
701105-Engineering Non-construction Consulting	-		75,000	75,000	0.00%
701109-Legal Services	2,380	40,000	25,000	(15,000)	-37.50%
702206-Elevator Maintenance	4,374		-	-	0.00%
702210-Furniture Repair	593		600	600	0.00%
703103-Water	-		1,000	1,000	0.00%
703206-Air Cards	-		800	800	0.00%
704105-Property Rental	23,330		25,000	25,000	0.00%
704108-Office Machine Rental	1,830	2,000	5,600	3,600	180.00%
704201-Advertising	2,282	30,000	35,500	5,500	18.33%
704210-Printing	-	15,000	17,500	2,500	16.67%
704212-Data Processing Service	1,090		1,000	1,000	0.00%
704213-Debris Removal & Cleanup	75,769	10,000	4,600	(5,400)	-54.00%
704228-Translation Service	-		500	500	0.00%
704306-Dues	1,710	1,500	1,700	200	13.33%
704309-Meeting Expense	447		-	-	0.00%
704310-Local Mileage	-		5,000	5,000	0.00%
704311-Miscellaneous Services	4,775	2,000	14,000	12,000	600.00%

City of Chattanooga
Operational Budget
Fiscal Year 2024

Row Labels	Actual FY22	Budget FY23	Proposed FY24	Inc (Dec)	
				Requested vs. Budget	% Change
704312-Other Contracted Service	6,075		160,000	160,000	0.00%
704313-Recording Documents	17	2,000	2,000	-	0.00%
704317-Contracted Operations	-		130,000	130,000	0.00%
704337-Title/Escrow Search	1,745	10,000	10,000	-	0.00%
704340-Shredding and Recycling Services	75	500	800	300	60.00%
704403-Disputed Purchasing Card Expense	(6)		-	-	0.00%
704501-Freight, Express & Drayage	-	500	500	-	0.00%
704502-Postage	303	5,000	4,100	(900)	-18.00%
704601-Local Registration Fees	400	4,000	4,000	-	0.00%
704602-Training Costs	-	11,000	13,500	2,500	22.73%
704347-Agency Contracted Services	-	550,000	1,685,000	1,135,000	206.36%
Services Total	127,188	683,500	2,547,700	1,864,200	272.74%
Materials & Supplies					
711109-Office Supplies & Stationery	1,519	2,500	6,500	4,000	160.00%
711111-Printer Toner Cartridges	298		300	300	0.00%
712107-Lumber & Wood Products	1,040		-	-	0.00%
714107-Clothing	-		2,500	2,500	0.00%
714108-Cultural Arts Supplies	36		-	-	0.00%
714117-Food & Ice	458	7,000	5,500	(1,500)	-21.43%
714120-Hardware, Nails, Small Tools	320		-	-	0.00%
714126-Other Materials & Supplies	-	10,000	10,000	-	0.00%
714135-Locks & Key supplies	28		-	-	0.00%
Materials & Supplies Total	3,699	19,500	24,800	5,300	27.18%
Travel Expense					
721102-Transportation	735	4,000	7,000	3,000	75.00%
721201-Hotels	689	4,500	8,500	4,000	88.89%
721202-Meals	-	5,500	6,500	1,000	18.18%
721301-Registration Fees	149	4,000	9,000	5,000	125.00%
721302-Other Travel Expenses	72		-	-	0.00%
Travel Expense Total	1,645	18,000	31,000	13,000	72.22%
Vehicle Operating					
731102-Gasoline	-		3,000	3,000	0.00%
731203-Vehicle Labor	-		1,000	1,000	0.00%
731204-Vehicle Parts & Supplies	-		1,000	1,000	0.00%
731301-Car Wash	-		100	100	0.00%
731401-Fleet Leased Vehicle	-		26,400	26,400	0.00%
Vehicle Operating Total	-	-	31,500	31,500	0.00%
Insurance, Claims, and Damages					
742402-Building & Content Insurance	8,510		-	-	0.00%
Insurance, Claims, and Damages Total	8,510	-	-	-	0.00%
Capital Assets					
761104-CIP Engineer's Testing	8,616		-	-	0.00%
Capital Assets Total	8,616	-	-	-	0.00%
Other Expenses					
781203-Property Taxes	188		250	250	0.00%
781301-Fees, Licenses, & Permits	(480)		100	100	0.00%
781309-Technology Cost Allocation to TRF Fund 653	5,265		-	-	0.00%
782210-Program Expense	-		100,000	100,000	0.00%

City of Chattanooga
Operational Budget
Fiscal Year 2024

Row Labels	Actual FY22	Budget FY23	Proposed FY24	Inc (Dec)	
				Requested vs. Budget	% Change
Other Expenses Total	4,973		100,350	100,350	0.00%
Operations Total	154,631	721,000	2,735,350	2,014,350	279.38%
U-Economic Development Total	690,242	2,222,615	5,629,717	3,407,102	153.29%



City of Chattanooga
Operational Budget
Fiscal Year 2024

Row Labels	Actual FY22	Budget FY23	Proposed FY24	Inc (Dec) Proposed vs. Budget	% Change
1100 - General Fund					
V-Innovation Delivery and Performance					
CC_V00101 - Innovation Delivery and Performance Administration	395,697	447,747	592,802	145,055	32.40%
CC_V00102 - Office of Performance Mgmt & Open Data	376,837	760,551	510,605	(249,946)	-32.86%
CC_V00103 - 311 Call Center	844,722	1,158,734	1,170,129	11,395	0.98%
V-Innovation Delivery and Performance Total	1,617,256	2,367,032	2,273,536	(93,496)	-3.95%



City of Chattanooga
Operational Budget
Fiscal Year 2024

Row Labels	Actual FY22	Budget FY23	Proposed FY24	Inc (Dec)	
				Requested vs. Budget	% Change
1100 - General Fund					
V-Innovation Delivery and Performance					
Personnel					
Salary and Wages	928,321	1,244,164	1,302,287	58,123	4.67%
Fringe Benefits	453,821	741,753	758,128	16,375	2.21%
Personnel Total	1,382,142	1,985,917	2,060,415	74,498	3.75%
Operations					
Services	198,727	337,009	170,881	(166,128)	-49.29%
Materials & Supplies	15,235	33,916	33,550	(366)	-1.08%
Travel Expense	5,434	7,950	7,950	-	0.00%
Capital Outlay	4,394	1,500	-	(1,500)	-100.00%
Other Expenses	11,325	740	740	-	0.00%
Operations Total	235,114	381,115	213,121	(167,994)	-44.08%
V-Innovation Delivery and Performance Total	1,617,256	2,367,032	2,273,536	(93,496)	-3.95%



City of Chattanooga
Operational Budget
Fiscal Year 2024

Row Labels	Actual FY22	Budget FY23	Proposed FY24	Inc (Dec)	
				Requested vs. Budget	% Change
1100 - General Fund					
V-Innovation Delivery and Performance					
Personnel					
Salary and Wages					
601101-Regular Employees	812,120	1,206,374	1,237,132	30,758	2.55%
601201-Overtime	4,771	5,000	5,000	-	0.00%
601202-Compensatory Time	2,259		2,000	2,000	0.00%
602105-Cellphone Allowance	720	1,440	7,200	5,760	400.00%
602204-COVID Vaccine Incentive	1,810		-	-	0.00%
602301-Personal Leave	77,034		-	-	0.00%
602303-Final Leave Payout	4,438		-	-	0.00%
602304-Longevity	5,775	6,150	7,575	1,425	23.17%
602306-Call Back Pay	33		-	-	0.00%
602308-Bereavement Pay	504		-	-	0.00%
602309-Holiday Pay	18,857		-	-	0.00%
609999-Budget - Salaries & Wages	-	25,200	43,380	18,180	72.14%
Salary and Wages Total	928,321	1,244,164	1,302,287	58,123	4.67%
Fringe Benefits					
611101-FICA (OASDI)	55,234	75,166	77,373	2,207	2.94%
611102-Medicare	12,918	17,579	18,118	539	3.07%
611201-General Pension	181,880	253,898	261,678	7,780	3.06%
611301-Hospitalization	113,648	263,601	213,998	(49,603)	-18.82%
611302-Life Insurance Benefit	841	1,273	981	(292)	-22.94%
611303-Long-Term Disability	1,006	3,243	4,102	859	26.49%
611304-Health Savings Accounts	10,719	12,275	59,068	46,793	381.21%
611402-Employee Health Savings Acct	5		-	-	0.00%
611403-On-site Medical Program	22,517	35,784	35,784	-	0.00%
619999-Budget - Fringe Benefits			15,182	15,182	0.00%
611206-Other Post-employment Benefits (Civilian)	55,055	78,934	68,604	(10,330)	-13.09%
611404-On-site Facility	-		3,240	3,240	0.00%
Fringe Benefits Total	453,821	741,753	758,128	16,375	2.21%
Personnel Total	1,382,142	1,985,917	2,060,415	74,498	3.75%
Operations					
Services					
702221-IT Maintenance	146,490	138,500	-	(138,500)	-100.00%
702225-IT Maintenance - Licensing	-	1,500	-	(1,500)	-100.00%
702226-IT Maintenance - Hosting	3,335	26,584	-	(26,584)	-100.00%
703206-Air Cards	383		456	456	0.00%
704108-Office Machine Rental	831	2,000	2,000	-	0.00%
704304-Contractual Personnel Services	-	25	25	-	0.00%
704306-Dues	-	100	100	-	0.00%
704307-Employment Agencies	18,155	37,000	37,000	-	0.00%
704310-Local Mileage	-	150	150	-	0.00%
704312-Other Contracted Service	25,779	123,000	123,000	-	0.00%
704340-Shredding and Recycling Services	154	100	100	-	0.00%
704502-Postage	42	150	150	-	0.00%
704601-Local Registration Fees	-	1,100	1,100	-	0.00%
704602-Training Costs	3,558	6,800	6,800	-	0.00%
Services Total	198,727	337,009	170,881	(166,128)	-49.29%
Materials & Supplies					

Dept by Acct

City of Chattanooga
Operational Budget
Fiscal Year 2024

Row Labels	Actual FY22	Budget FY23	Proposed FY24	Inc (Dec)	
				Requested vs. Budget	% Change
711101-Audio Visual Supplies	757		-	-	0.00%
711104-Forms & Printed Material	450		-	-	0.00%
711105-Instructional Materials & Supplies	86		-	-	0.00%
711109-Office Supplies & Stationery	6,494	2,200	2,200	-	0.00%
711110-Technology Accessories & Supplies	6,889	5,500	5,500	-	0.00%
714107-Clothing	-	1,000	1,000	-	0.00%
714117-Food & Ice	10	1,750	1,750	-	0.00%
714126-Other Materials & Supplies	78	20,366	20,000	(366)	-1.80%
714138-Flags Banners and Signage	-	600	600	-	0.00%
714150-Promotional Items	470	2,500	2,500	-	0.00%
Materials & Supplies Total	15,235	33,916	33,550	(366)	-1.08%
Travel Expense					
721102-Transportation	1,186	2,000	2,000	-	0.00%
721201-Hotels	1,795	3,000	3,000	-	0.00%
721202-Meals	508	750	750	-	0.00%
721301-Registration Fees	1,945	2,000	2,000	-	0.00%
721302-Other Travel Expenses	-	200	200	-	0.00%
Travel Expense Total	5,434	7,950	7,950	-	0.00%
Capital Outlay					
772109-Office Furniture	3,748	1,500	-	(1,500)	-100.00%
772111-Computer Software under 15000	579		-	-	0.00%
772112-Computer equipment under 5000	66		-	-	0.00%
Capital Outlay Total	4,394	1,500	-	(1,500)	-100.00%
Other Expenses					
781309-Technology Cost Allocation to TRF Fund 653	11,325		-	-	0.00%
782201-Awards	-	740	740	-	0.00%
Other Expenses Total	11,325	740	740	-	0.00%
Operations Total	235,114	381,115	213,121	(167,994)	-44.08%
V-Innovation Delivery and Performance Total	1,617,256	2,367,032	2,273,536	(93,496)	-3.95%

City of Chattanooga
Proposed Budget - Other Funds
Fiscal Year 2024

Golf	Actual FY22	Budget FY23	Proposed FY24	Inc (Dec) Proposed vs. Budget	% change
Revenues					
Pro Shop	165,328	160,666	164,579	3,913	2.44%
Green Fees	1,028,713	1,060,913	1,082,942	22,029	2.08%
Golf Course Property Rent	8,101	-	-	-	0.00%
Memberships	161,723	178,057	165,292	(12,765)	-7.17%
Cart Rentals	651,849	715,654	691,822	(23,832)	-3.33%
Food	53,404	51,524	50,068	(1,456)	-2.83%
Beverage	143,219	141,156	143,926	2,770	1.96%
Miscellaneous	2,232	-	-	-	0.00%
Over & Under	310	-	-	-	0.00%
Total Revenues	2,214,879	2,307,970	2,298,629	(9,341)	-0.40%
Expenditures					
Operations	2,231,935	2,307,970	2,298,629	(9,341)	-0.40%
Total Expenditures	2,231,935	2,307,970	2,298,629	(9,341)	-0.40%
Estimated Incr(Decr) in Fund Balance	(17,056)	-	-		
Beginning Fund Balance July 1	981,423	964,367	964,367		
Ending Fund Balance June 30	964,367	964,367	964,367		
Ending Fund Balance as a % of Total Appropriations	43.2%	41.8%	42.0%		



City of Chattanooga
Operational Budget
Fiscal Year 2024

Row Labels	Actual FY22	Budget FY23	Proposed FY24	Inc (Dec) Proposed vs. Budget	% Change
1105 - Municipal Golf Courses					
L-Parks and Outdoors					
CC_L04101 - Brainerd Golf Course	962,220	1,059,854	1,037,960	(21,894)	-2.07%
CC_L04102 - Brainerd Golf Pro Shop	44,875	39,500	40,000	500	1.27%
CC_L04103 - Brainerd Golf Concessions	69,528	62,455	78,590	16,135	25.83%
CC_L04201 - Brown Acres Golf Course	1,021,643	1,015,142	1,011,578	(3,564)	-0.35%
CC_L04202 - Brown Acres Golf Pro Shop	57,167	50,000	55,000	5,000	10.00%
CC_L04203 - Brown Acres Golf Concessions	76,501	81,019	75,501	(5,518)	-6.81%
L-Parks and Outdoors Total	2,231,935	2,307,970	2,298,629	(9,341)	-0.40%
1105 - Municipal Golf Courses Total	2,231,935	2,307,970	2,298,629	(9,341)	-0.40%



City of Chattanooga
Operational Budget
Fiscal Year 2024

Row Labels	Actual FY22	Budget FY23	Proposed FY24	Inc (Dec) Proposed vs. Budget	% Change
1105 - Municipal Golf Courses					
L-Parks and Outdoors					
Personnel					
Salary and Wages	1,038,068	902,786	1,074,621	171,835	19.03%
Fringe Benefits	361,114	601,628	395,617	(206,011)	-34.24%
Personnel Total	1,399,181	1,504,414	1,470,238	(34,176)	-2.27%
Operations					
Services	268,212	246,330	242,850	(3,480)	-1.41%
Materials & Supplies	169,142	165,716	104,050	(61,666)	-37.21%
Vehicle Operating	27,640	15,400	49,610	34,210	222.14%
Insurance, Claims, and Damages	4,592	4,400	4,600	200	4.55%
Capital Outlay	2,398			-	0.00%
Inventory Costs	215,622	181,800	240,586	58,786	32.34%
Other Expenses	81,436	110,910	101,129	(9,781)	-8.82%
Operations Total	769,042	724,556	742,825	18,269	2.52%
Transfers To					
Other Financing Uses	63,712	79,000	85,566	6,566	8.31%
Transfers To Total	63,712	79,000	85,566	6,566	8.31%
L-Parks and Outdoors Total	2,231,935	2,307,970	2,298,629	(9,341)	-0.40%
1105 - Municipal Golf Courses Total	2,231,935	2,307,970	2,298,629	(9,341)	-0.40%



City of Chattanooga
Operational Budget
Fiscal Year 2024

Row Labels	Actual FY22	Budget FY23	Proposed FY24	Inc (Dec) Proposed vs. Budget	% Change
1105 - Municipal Golf Courses					
L-Parks and Outdoors					
Personnel					
Salary and Wages					
601101-Regular Employees	697,347	726,022	626,582	(99,440)	-13.70%
601103-Part Time Employees	233,739	330,105	374,259	44,154	13.38%
601199-Budget - Attrition (Salary)		(194,506)		194,506	-100.00%
601201-Overtime	20,888	31,250	62,725	31,475	100.72%
602105-Cellphone Allowance	400	240	480	240	100.00%
602204-COVID Vaccine Incentive	3,390			-	0.00%
602301-Personal Leave	48,126		-	-	0.00%
602303-Final Leave Payout	2,000			-	0.00%
602304-Longevity	9,075	9,675	10,575	900	9.30%
602308-Bereavement Pay	457			-	0.00%
602309-Holiday Pay	22,645		-	-	0.00%
Salary and Wages Total	1,038,068	902,786	1,074,621	171,835	19.03%
Fringe Benefits					
611101-FICA (OASDI)	62,135	66,080	60,462	(5,618)	-8.50%
611102-Medicare	14,532	15,457	14,677	(780)	-5.05%
611201-General Pension	113,794	163,196	132,556	(30,640)	-18.77%
611206-Other Post-employment Benefits (Civilian)	34,615	51,641	35,083	(16,558)	-32.06%
611301-Hospitalization	118,820	273,208	133,249	(139,959)	-51.23%
611302-Life Insurance Benefit	558	858	501	(357)	-41.61%
611303-Long-Term Disability	622	2,220	2,049	(171)	-7.70%
611403-On-site Medical Program	16,038	28,968	17,040	(11,928)	-41.18%
Fringe Benefits Total	361,114	601,628	395,617	(206,011)	-34.24%
Personnel Total	1,399,181	1,504,414	1,470,238	(34,176)	-2.27%
Operations					
Services					
701208-On-the-Job Injury Claims	2,344		195	195	0.00%
702102-Electrical	147	1,850		(1,850)	-100.00%
702103-Exterminating Service	414	480	480	-	0.00%
702105-Painting		500		(500)	-100.00%
702106-Plumbing	605	1,200	2,500	1,300	108.33%
702110-Tree Maintenance & Planting		2,500		(2,500)	-100.00%
702201-Alarm System Repair		50		(50)	-100.00%
702202-Bldg & Grounds Maintenance	1,570	2,000	1,000	(1,000)	-50.00%
702204-Contracted Repair Service	16,606	16,500	7,000	(9,500)	-57.58%
702207-Maintenance Services	5,206	3,500	3,500	-	0.00%
702208-Fire Prevention Measures	671	650	550	(100)	-15.38%
702212-HVAC	8,364	3,000	3,000	-	0.00%
702214-Landscaping	12,403	3,000	1,500	(1,500)	-50.00%
702215-Building Repairs or Renovations under \$5000	3,367	1,900		(1,900)	-100.00%
702218-Pump Repairs		1,000		(1,000)	-100.00%
702221-IT Maintenance	13,000	13,000	13,000	-	0.00%
703101-Electricity	56,774	55,000	52,000	(3,000)	-5.45%
703102-Natural Gas	6,627	5,000	5,000	-	0.00%
703103-Water	23,356	19,500	24,500	5,000	25.64%
703104-Fuel Oil	815		-	-	0.00%
703109-Sewer	47,738	45,500	49,500	4,000	8.79%
703207-Digital Connectivity	10,573	12,400	12,400	-	0.00%

City of Chattanooga
Operational Budget
Fiscal Year 2024

Row Labels	Actual FY22	Budget FY23	Proposed FY24	Inc (Dec) Proposed vs. Budget	% Change
704102-Clothing & Linen Service	1,063	550	1,100	550	100.00%
704104-Equipment Rental	1,490	5,500	7,000	1,500	27.27%
704107-Floor Mat / Scrapper Rental	511	590	525	(65)	-11.02%
704201-Advertising	5,829	6,000	8,000	2,000	33.33%
704204-Alarm Monitoring	768	685	1,350	665	97.08%
704210-Printing	173	300	200	(100)	-33.33%
704306-Dues	1,742	1,300	1,350	50	3.85%
704315-Waste Disposal	4,044	3,000	3,700	700	23.33%
704502-Postage	13	25		(25)	-100.00%
704705-Credit Card Use Charge	42,002	39,850	43,500	3,650	9.16%
Services Total	268,212	246,330	242,850	(3,480)	-1.41%
Materials & Supplies					
711104-Forms & Printed Material	2,558	1,250	1,800	550	44.00%
711109-Office Supplies & Stationery	1,858	2,200	2,300	100	4.55%
711110-Technology Accessories & Supplies	318		-	-	0.00%
711111-Printer Toner Cartridges	726	1,075	600	(475)	-44.19%
712103-Cement, Lime, & Plaster		50		(50)	-100.00%
712104-Concrete, Clay Pipe, & Fittings		250		(250)	-100.00%
712105-Gravel, Sand, Stone, Chert, Salt	2,418	3,200	1,500	(1,700)	-53.13%
712106-Hardware Replacement	505			-	0.00%
712107-Lumber & Wood Products		2,000	2,000	-	0.00%
712109-Paint		500	500	-	0.00%
712114-Plumbing Supplies		650	650	-	0.00%
713104-Filters, Misc	16	100	100	-	0.00%
713108-Pumps & Pump Parts	2,237	4,000	3,000	(1,000)	-25.00%
713109-Repair Parts	35,922	27,880	21,000	(6,880)	-24.68%
713117-Hose & Fittings	68			-	0.00%
714105-Building Maintenance Supplies	190			-	0.00%
714106-Cleaning Supplies	2,926	2,500	1,500	(1,000)	-40.00%
714107-Clothing	1,195			-	0.00%
714111-Electrical Supplies, Bulbs, Etc	90	400	-	(400)	-100.00%
714117-Food & Ice	1,230			-	0.00%
714120-Hardware, Nails, Small Tools	1,824	700	5,500	4,800	685.71%
714122-Kitchen & Dining Room Supplies	2,801	1,000		(1,000)	-100.00%
714123-Machine Shop & Garage Supplies	7,420	9,000	6,000	(3,000)	-33.33%
714125-Oil & Lubricants	94	1,200	2,000	800	66.67%
714126-Other Materials & Supplies	860			-	0.00%
714129-Safety Equipment	569	200	200	-	0.00%
714130-Safety Shoes	458	750	300	(450)	-60.00%
714131-Seeds, Trees, Plants, Hort Supplies	102,611	100,500	55,000	(45,500)	-45.27%
714133-Welding Supplies	247	250	100	(150)	-60.00%
714135-Locks & Key supplies		75		(75)	-100.00%
714136-Dirt mix, Mulch, Topsoil		2,000		(2,000)	-100.00%
714144-Batteries		3,986		(3,986)	-100.00%
Materials & Supplies Total	169,142	165,716	104,050	(61,666)	-37.21%
Vehicle Operating					
731101-Diesel Fuel	10,063	7,250	14,110	6,860	94.62%
731102-Gasoline	17,128	7,100	35,000	27,900	392.96%
731203-Vehicle Labor		250		(250)	-100.00%
731204-Vehicle Parts & Supplies	449	800	500	(300)	-37.50%
Vehicle Operating Total	27,640	15,400	49,610	34,210	222.14%

City of Chattanooga
Operational Budget
Fiscal Year 2024

Row Labels	Actual FY22	Budget FY23	Proposed FY24	Inc (Dec) Proposed vs. Budget	% Change
Insurance, Claims, and Damages					
742402-Building & Content Insurance	4,592	4,400	4,600	200	4.55%
Insurance, Claims, and Damages Total	4,592	4,400	4,600	200	4.55%
Capital Outlay					
771102-Gutter Repairs	1,000			-	0.00%
772105-Heating & Cooling Equipment	542			-	0.00%
772111-Computer Software under 15000	856			-	0.00%
Capital Outlay Total	2,398			-	0.00%
Inventory Costs					
751201-Cafeteria Inventory	110,899	92,000	105,586	13,586	14.77%
751202-Pro Shop Inventory	101,830	89,500	135,000	45,500	50.84%
751203-Pharmacy Cost of Goods Sold	128			-	0.00%
751401-Diesel (Fleet ground drop only)	1,459			-	0.00%
751403-Gasoline (Fleet ground drop only)	1,307			-	0.00%
751406-Tires & Tubes		300		(300)	-100.00%
Inventory Costs Total	215,622	181,800	240,586	58,786	32.34%
Other Expenses					
781202-Sales Tax	45,924	83,000	66,129	(16,871)	-20.33%
781301-Fees, Licenses, & Permits	420	360		(360)	-100.00%
781306-Stormwater Mgmt Fees	34,477	27,500	35,000	7,500	27.27%
782206-Fines	615	50		(50)	-100.00%
Other Expenses Total	81,436	110,910	101,129	(9,781)	-8.82%
Operations Total	769,042	724,556	742,825	18,269	2.52%
Transfers To					
Other Financing Uses					
811601-Transfer to Debt Service	63,712	79,000	85,566	6,566	8.31%
Other Financing Uses Total	63,712	79,000	85,566	6,566	8.31%
Transfers To Total	63,712	79,000	85,566	6,566	8.31%
L-Parks and Outdoors Total	2,231,935	2,307,970	2,298,629	(9,341)	-0.40%
1105 - Municipal Golf Courses Total	2,231,935	2,307,970	2,298,629	(9,341)	-0.40%



City of Chattanooga
Proposed Budget - Other Funds
Fiscal Year 2024

Economic Development	Actual FY22	Budget FY23	Proposed FY24	Inc (Dec) Proposed vs. Budget	% change
Revenues					
Local Option Sales Tax	17,548,963	18,458,200	18,200,000	(258,200)	-1.40%
TDZ - Hamilton County Local Option	375,915	176,800	211,000	34,200	19.34%
Miscellaneous	207,667	-	-	-	0.00%
Total Revenues	18,132,545	18,635,000	18,411,000	(224,000)	-1.20%

Expenditures					
Chattanooga Economic Development Capital Fund	11,487,000	8,250,000	7,750,000	(500,000)	-6.06%
Approp to Capital From Fund Balance				-	0.00%
Chattanooga Chamber of Commerce		500,000	500,000	-	0.00%
Chamber of Commerce Marketing & Industrial Services	75,000	75,000	75,000	-	0.00%
Chamber Equity Initiative	25,000	25,000	25,000	-	0.00%
Enterprise Center - Operating Support . . . AO		977,350	1,057,350	80,000	8.19%
Enterprise Center - Digital Equity Programs . . . AO		646,000	646,000	-	0.00%
Public Education Foundation - STEP-UP Chattanooga . . . AO		75,000	75,000	-	0.00%
Contingency		450,000	523,627	73,627	16.36%
Chatt Area Convention Tourism (IRONMAN)			120,000	120,000	0.00%
Thrive Regional Partnership . . . AO		100,000	100,000	-	0.00%
Carter Street Corporation . . . AO		200,000	200,000	-	0.00%
Collection Fee to Hamilton County Trustee	175,490	183,416	182,000	(1,416)	-0.77%
Lease Payments	5,925,747	7,153,234	7,157,023	3,789	0.05%
Tourist Development Zone transfer to CDRC to cover debt	375,915	-		-	0.00%
Total Expenditures	18,064,152	18,635,000	18,411,000	(224,000)	-1.20%

Estimated Incr(Decr) in Fund Balance	68,393	-	-
Beginning Fund Balance July 1	9,915,912	9,915,912	9,915,912
Ending Fund Balance June 30	9,984,305	9,915,912	9,915,912
Ending Fund Balance as a % of Total Appropriations	55.27%	53.21%	53.86%



City of Chattanooga
Operational Budget
Fiscal Year 2024

Row Labels	Actual FY22	Budget FY23	Proposed FY24	Inc (Dec) Proposed vs. Budget	% Change
1111 - Economic Development					
A-General Gov't & Agencies					
CC_A70001 - Econ Dev Ed Revenue	175,490	183,416	182,000	(1,416)	-0.77%
CC_A70002 - Econ Dev Capital		8,250,000	7,750,000	(500,000)	-6.06%
CC_A70003 - Econ Dev Tourist Development Zone	375,915			-	0.00%
CC_A70004 - Econ Dev SRC Lease Payments	5,925,748	7,153,234	7,157,023	3,789	0.05%
CC_A70005 - Econ Dev Non Capital	2,487,000	450,000	643,627	193,627	43.03%
CC_A70101 - Econ Dev Approp Chamber of Commerce		600,000	600,000	-	0.00%
CC_A70102 - Econ Dev Approp Enterprise Center		1,623,350	1,703,350	80,000	4.93%
CC_A70103 - Econ Dev Approp Public Education Foundation		75,000	75,000	-	0.00%
CC_A70104 - Econ Dev Approp Thrive Reaching Beyond Today		100,000	100,000	-	0.00%
CC_A70105 -		200,000	200,000	-	0.00%
CC_A71003 - Econ Dev Prog Chamber of Economic Dev	25,000			-	0.00%
CC_A71007 - Econ Dev Prog Chamber of Commer Mktg	75,000			-	0.00%
A-General Gov't & Agencies Total	9,064,152	18,635,000	18,411,000	(224,000)	-1.20%
1111 - Economic Development Total	9,064,152	18,635,000	18,411,000	(224,000)	-1.20%



City of Chattanooga
Operational Budget
Fiscal Year 2024

Row Labels	Actual FY22	Budget FY23	Proposed FY24	Inc (Dec) Proposed vs. Budget	% Change
1111 - Economic Development					
A-General Gov't & Agencies					
Operations					
Services	175,490	483,416	480,627	(2,789)	-0.58%
Other Expenses	6,401,662	9,901,584	10,180,373	278,789	2.82%
Operations Total	6,577,152	10,385,000	10,661,000	276,000	2.66%
Transfers To					
Other Financing Uses	2,487,000	8,250,000	7,750,000	(500,000)	-6.06%
Transfers To Total	2,487,000	8,250,000	7,750,000	(500,000)	-6.06%
A-General Gov't & Agencies Total	9,064,152	18,635,000	18,411,000	(224,000)	-1.20%
1111 - Economic Development Total	9,064,152	18,635,000	18,411,000	(224,000)	-1.20%



City of Chattanooga
Operational Budget
Fiscal Year 2024

Row Labels	Actual FY22	Budget FY23	Proposed FY24	Inc (Dec) Proposed vs. Budget	% Change
1111 - Economic Development					
A-General Gov't & Agencies					
Operations					
Services					
704321-County Trustee Collection Fee	175,490	183,416	182,000	(1,416)	-0.77%
709998-Budget - Contingency		300,000	298,627	(1,373)	-0.46%
Services Total	175,490	483,416	480,627	(2,789)	-0.58%
Other Expenses					
783202-Lease Payments	5,925,748	7,153,234	7,157,023	3,789	0.05%
784101-Appropriations	475,915	2,748,350	3,023,350	275,000	10.01%
Other Expenses Total	6,401,662	9,901,584	10,180,373	278,789	2.82%
Operations Total	6,577,152	10,385,000	10,661,000	276,000	2.66%
Transfers To					
Other Financing Uses					
811111-Transfer to Gen Fd Special Programs	2,487,000			-	0.00%
811304-Transfer to Gen Gvmt Capital		1,700,000	7,750,000	6,050,000	355.88%
811306-Transfer to Parks & Outdoors Capital		1,175,750		(1,175,750)	-100.00%
811307-Transfer to Public Works Capital		2,379,670		(2,379,670)	-100.00%
811311-Transfer to Community Dev Capital		2,609,500		(2,609,500)	-100.00%
811316-Transfer to City Planning Capital		385,080		(385,080)	-100.00%
Other Financing Uses Total	2,487,000	8,250,000	7,750,000	(500,000)	-6.06%
Transfers To Total	2,487,000	8,250,000	7,750,000	(500,000)	-6.06%
A-General Gov't & Agencies Total	9,064,152	18,635,000	18,411,000	(224,000)	-1.20%
1111 - Economic Development Total	9,064,152	18,635,000	18,411,000	(224,000)	-1.20%



City of Chattanooga
Proposed Budget - Other Funds
Fiscal Year 2024

State Street Aid	Actual FY22	Budget FY23	Proposed FY24	Inc (Dec) Proposed vs. Budget	% change
Revenues					
State Shared Ops St Aid 1989 Amended Gas Tax	505,542	400,000	500,526	100,526	25.13%
State Shared Ops Street Aid Gas Tax	3,249,722	3,250,000	3,586,000	336,000	10.34%
State Shared Ops Street Aid Add 3 Cent Tax	936,735	960,000	960,000	-	0.00%
IMPROVE Act	1,635,026	1,700,000	1,600,000	(100,000)	-5.88%
State Maintenance of Streets	51,972	-	-	-	0.00%
Other	-	-	-	-	0.00%
Total Revenues	6,378,997	6,310,000	6,646,526	336,526	5.33%
Expenditures					
Operations	4,121,626	6,310,000	7,646,526	1,336,526	21.18%
Transfer Out - Transportation Capital	2,555,000	1,050,000	-	(1,050,000)	-100.00%
Total Expenditures	6,676,626	7,360,000	7,646,526	286,526	3.89%
Estimated Incr(Decr) in Fund Balance	(297,629)	(1,050,000)	(1,000,000)		
Beginning Fund Balance July 1	6,499,624	3,986,177	5,459,276		
Ending Fund Balance June 30	6,201,995	2,936,177	4,459,276		
Ending Fund Balance as a % of Total Appropriations	92.89%	39.89%	58.32%		



City of Chattanooga
Operational Budget
Fiscal Year 2024

Row Labels	Actual FY22	Budget FY23	Proposed FY24	Inc (Dec) Proposed vs. Budget	% Change
2050 - State Street Aid					
K-Public Works					
CC_K00508 - SM Mowing Tractors and Leaf Collection	5			-	0.00%
CC_K00801 - SSA Street Maint	3,985,102	7,269,000	7,559,626	290,626	4.00%
CC_K00802 - SSA Snow & Ice Removal	135,085	91,000	86,900	(4,100)	-4.51%
CC_K00803 - SSA Equipment	158			-	0.00%
CC_K70104 - Stormwater Maintenance & Operation	1,276			-	0.00%
K-Public Works Total	4,121,626	7,360,000	7,646,526	286,526	3.89%
2050 - State Street Aid Total	4,121,626	7,360,000	7,646,526	286,526	3.89%
Grand Total	4,121,626	7,360,000	7,646,526	286,526	3.89%



City of Chattanooga
Operational Budget
Fiscal Year 2024

Row Labels	Actual FY22	Budget FY23	Proposed FY24	Inc (Dec) Proposed vs. Budget	% Change
2050 - State Street Aid					
K-Public Works					
Personnel					
Salary and Wages	1,690,516	2,146,814	2,303,823	157,009	7.31%
Fringe Benefits	969,471	1,562,330	1,455,086	(107,244)	-6.86%
Personnel Total	2,659,986	3,709,144	3,758,909	49,765	1.34%
Operations					
Services	176,879	191,001	277,810	86,809	45.45%
Materials & Supplies	557,845	681,150	844,401	163,251	23.97%
Travel Expense	557	4,000	4,200	200	5.00%
Vehicle Operating	611,027	672,205	708,706	36,501	5.43%
Insurance, Claims, and Damages	1,832			-	0.00%
Capital Assets	111,215	1,050,000	1,050,000	-	0.00%
Capital Outlay	5			-	0.00%
Other Expenses	2,280	2,500	2,500	-	0.00%
Operations Total	1,461,639	2,600,856	2,887,617	286,761	11.03%
Transfers To					
Other Financing Uses		1,050,000	1,000,000	(50,000)	-4.76%
Transfers To Total		1,050,000	1,000,000	(50,000)	-4.76%
K-Public Works Total	4,121,626	7,360,000	7,646,526	286,526	3.89%
2050 - State Street Aid Total	4,121,626	7,360,000	7,646,526	286,526	3.89%
Grand Total	4,121,626	7,360,000	7,646,526	286,526	3.89%



City of Chattanooga
Operational Budget
Fiscal Year 2024

Row Labels	Actual FY22	Budget FY23	Proposed FY24	Inc (Dec) Proposed vs. Budget	% Change
2050 - State Street Aid					
K-Public Works					
Personnel					
Salary and Wages					
601101-Regular Employees	1,313,655	2,114,039	2,270,223	156,184	7.39%
601105-Injured On Duty Pay	6,358			-	0.00%
601201-Overtime	48,671			-	0.00%
601202-Compensatory Time	3,499			-	0.00%
602105-Cellphone Allowance	5,600	4,800	6,000	1,200	25.00%
602204-COVID Vaccine Incentive	2,290			-	0.00%
602301-Personal Leave	212,770			-	0.00%
602303-Final Leave Payout	69			-	0.00%
602304-Longevity	27,450	27,975	27,600	(375)	-1.34%
602307-On Call Pay	381			-	0.00%
602308-Bereavement Pay	1,641			-	0.00%
602309-Holiday Pay	68,131			-	0.00%
Salary and Wages Total	1,690,516	2,146,814	2,303,823	157,009	7.31%
Fringe Benefits					
611101-FICA (OASDI)	97,980	132,801	143,442	10,641	8.01%
611102-Medicare	22,999	31,065	33,546	2,481	7.99%
611201-General Pension	345,465	448,538	484,460	35,922	8.01%
611206-Other Post-employment Benefits (Civilian)	101,749	139,445	127,014	(12,431)	-8.91%
611301-Hospitalization	319,078	706,136	531,194	(174,942)	-24.77%
611302-Life Insurance Benefit	1,714	2,224	2,107	(117)	-5.26%
611303-Long-Term Disability	1,865	6,873	7,902	1,029	14.97%
611304-Health Savings Accounts	21,615	10,048	38,517	28,469	283.33%
611402-Employee Health Savings Acct	23			-	0.00%
611403-On-site Medical Program	56,984	85,200	86,904	1,704	2.00%
Fringe Benefits Total	969,471	1,562,330	1,455,086	(107,244)	-6.86%
Personnel Total	2,659,986	3,709,144	3,758,909	49,765	1.34%
Operations					
Services					
701208-On-the-Job Injury Claims	370		43,000	43,000	0.00%
702102-Electrical		2,000	2,000	-	0.00%
702106-Plumbing	20			-	0.00%
702109-Custodial Services			9,210	9,210	0.00%
702204-Contracted Repair Service	50,344	55,996	62,100	6,104	10.90%
702207-Maintenance Services	616	1,000	1,000	-	0.00%
702208-Fire Prevention Measures	29			-	0.00%
702212-HVAC	30			-	0.00%
702213-Labor	25,090	30,000	30,000	-	0.00%
702214-Landscaping	226			-	0.00%
702220-Major Repair			2,769	2,769	0.00%
702227-IT Maintenance - Support Maintenance		888	888	-	0.00%
703101-Electricity	5,879	7,680	7,680	-	0.00%
703103-Water	10,388	10,605	10,605	-	0.00%
703109-Sewer	6,932	7,868	7,868	-	0.00%
703202-Cellular Phone Service	34		25	25	0.00%
703206-Air Cards	1,526	1,500	1,500	-	0.00%
703207-Digital Connectivity	23,444	25,000	25,000	-	0.00%
704104-Equipment Rental	1,540	5,000	13,390	8,390	167.80%

City of Chattanooga
Operational Budget
Fiscal Year 2024

Row Labels	Actual FY22	Budget FY23	Proposed FY24	Inc (Dec) Proposed vs. Budget	% Change
704208-Contracted Repair	351			-	0.00%
704215-Security Services	6,606		15,912	15,912	0.00%
704306-Dues	597	300	300	-	0.00%
704310-Local Mileage	122			-	0.00%
704329-Radio Maintenance	36,164	36,164	37,563	1,399	3.87%
704407-Wireless Data Communication		5,000	5,000	-	0.00%
704499-Incomplete Expense Allocation	371			-	0.00%
704501-Freight, Express & Drayage	526			-	0.00%
704601-Local Registration Fees		1,000	1,000	-	0.00%
704602-Training Costs	5,675	1,000	1,000	-	0.00%
Services Total	176,879	191,001	277,810	86,809	45.45%
Materials & Supplies					
711104-Forms & Printed Material	53		150	150	0.00%
711109-Office Supplies & Stationery		100	500	400	400.00%
711110-Technology Accessories & Supplies	3,587		200	200	0.00%
712101-Asphalt and Asphalt Filler	211,542	320,000	329,300	9,300	2.91%
712102-Brick & Concrete Blocks	463	5,000	5,000	-	0.00%
712103-Cement, Lime, & Plaster	66,151	5,000	33,561	28,561	571.22%
712104-Concrete, Clay Pipe, & Fittings	29,125	70,000	127,000	57,000	81.43%
712105-Gravel, Sand, Stone, Chert, Salt	118,117	165,000	188,605	23,605	14.31%
712106-Hardware Replacement	5,474			-	0.00%
712107-Lumber & Wood Products	1,267	30,000	30,000	-	0.00%
712108-Other Constr & Bldg Materials		2,000	2,000	-	0.00%
712109-Paint	253	1,000	1,600	600	60.00%
712110-Pipe & Fittings		2,000	2,000	-	0.00%
712111-Sewer Grates & Manhole Covers		2,400	2,400	-	0.00%
712114-Plumbing Supplies			180	180	0.00%
713102-Fasteners	382	2,000	2,000	-	0.00%
713109-Repair Parts	93,597	50,000	59,000	9,000	18.00%
713117-Hose & Fittings			500	500	0.00%
713201-Chemicals & Lab Supplies			15,000	15,000	0.00%
714105-Building Maintenance Supplies	182	500	500	-	0.00%
714106-Cleaning Supplies	138	500	525	25	5.00%
714107-Clothing	6,809	4,000	4,100	100	2.50%
714111-Electrical Supplies, Bulbs, Etc		300	300	-	0.00%
714117-Food & Ice	578	500	1,000	500	100.00%
714120-Hardware, Nails, Small Tools	4,747	5,000	5,000	-	0.00%
714125-Oil & Lubricants	218		130	130	0.00%
714129-Safety Equipment	2,770	6,000	6,000	-	0.00%
714130-Safety Shoes	5,523	7,000	7,000	-	0.00%
714135-Locks & Key supplies		350	350	-	0.00%
714136-Dirt mix, Mulch, Topsoil	6,871	2,000	20,000	18,000	900.00%
714144-Batteries		500	500	-	0.00%
Materials & Supplies Total	557,845	681,150	844,401	163,251	23.97%
Travel Expense					
721101-Out-of-town Mileage			200	200	0.00%
721102-Transportation	135			-	0.00%
721103-Auto Rental	433			-	0.00%
721201-Hotels	577	3,000	3,000	-	0.00%
721202-Meals	345	500	500	-	0.00%
721301-Registration Fees	(933)	500	500	-	0.00%

City of Chattanooga
Operational Budget
Fiscal Year 2024

Row Labels	Actual FY22	Budget FY23	Proposed FY24	Inc (Dec) Proposed vs. Budget	% Change
Travel Expense Total	557	4,000	4,200	200	5.00%
Vehicle Operating					
731101-Diesel Fuel	98,553	70,000	127,000	57,000	81.43%
731102-Gasoline	28,146	25,000	27,000	2,000	8.00%
731201-Contracted Vehicle Repair		3,000	3,000	-	0.00%
731203-Vehicle Labor	133,030	170,000	150,000	(20,000)	-11.76%
731204-Vehicle Parts & Supplies	102,871	155,000	152,501	(2,499)	-1.61%
731301-Car Wash	33			-	0.00%
731401-Fleet Leased Vehicle	248,393	249,205	249,205	-	0.00%
Vehicle Operating Total	611,027	672,205	708,706	36,501	5.43%
Insurance, Claims, and Damages					
742402-Building & Content Insurance	1,832			-	0.00%
Insurance, Claims, and Damages Total	1,832			-	0.00%
Capital Assets					
761204-Equipment Purchase	111,215	1,050,000	1,050,000	-	0.00%
Capital Assets Total	111,215	1,050,000	1,050,000	-	0.00%
Capital Outlay					
771105-Street Repairs	5			-	0.00%
Capital Outlay Total	5			-	0.00%
Other Expenses					
781301-Fees, Licenses, & Permits	1,914	2,000	2,000	-	0.00%
782201-Awards	366	500	500	-	0.00%
Other Expenses Total	2,280	2,500	2,500	-	0.00%
Operations Total	1,461,639	2,600,856	2,887,617	286,761	11.03%
Transfers To					
Other Financing Uses					
811313-Transfer to Transportation Capital		1,050,000	1,000,000	(50,000)	-4.76%
Other Financing Uses Total		1,050,000	1,000,000	(50,000)	-4.76%
Transfers To Total		1,050,000	1,000,000	(50,000)	-4.76%
K-Public Works Total	4,121,626	7,360,000	7,646,526	286,526	3.89%
2050 - State Street Aid Total	4,121,626	7,360,000	7,646,526	286,526	3.89%
Grand Total	4,121,626	7,360,000	7,646,526	286,526	3.89%



City of Chattanooga
Proposed Budget - Other Funds
Fiscal Year 2024

Hotel Motel	Actual FY22	Budget FY23	Proposed FY24	Inc (Dec) Proposed vs. Budget	% change
Revenues					
Occupancy Tax	8,651,564	9,837,232	8,048,000	(1,789,232)	-18.19%
Short Term Vacation Rentals	940,392	490,538	909,000	418,462	85.31%
Short Term Vacation Rental Int & Pen	875	542	600	58	10.70%
Interest Revenue	9,908	15,996	4,600	(11,396)	-71.24%
Total Revenues	9,602,739	10,344,308	8,962,200	(1,382,108)	-13.36%

Expenditures					
Public Works Capital Fund or related Waterfront Capital	500,000	-	4,500,000	4,500,000	0.00%
Capital - Tivoli Foundation	-	4,000,000	-	(4,000,000)	-100.00%
Hotel/Motel Collection Fee	188,614	215,621	307,900	92,279	42.80%
Debt Service	3,811,585	3,944,430	4,005,769	61,339	1.56%
Hamilton County Collection Fee	92,930	104,296	148,531	44,235	42.41%
Total Expenditures	4,593,129	8,264,347	8,962,200	697,853	8.44%

Estimated Incr(Decr) in Fund Balance	5,009,610	2,079,961	-
Beginning Fund Balance July 1	4,537,601	3,986,177	5,459,276
Ending Fund Balance June 30	9,547,211	6,066,138	5,459,276
Ending Fund Balance as a % of Total Appropriations	207.86%	73.40%	60.91%



City of Chattanooga
Operational Budget
Fiscal Year 2024

Row Labels	Actual FY22	Budget FY23	Proposed FY24	Inc (Dec) Proposed vs. Budget	% Change
2070 - Hotel-Motel Tax Fund					
A-General Gov't & Agencies					
CC_A74001 - Hotel Motel Tax	4,068,750	8,264,347	8,962,200	697,853	8.44%
CC_A74003 - Hotel Motel Tax STVR {Short Term Vacation	24,379			-	0.00%
A-General Gov't & Agencies Total	4,093,129	8,264,347	8,962,200	697,853	8.44%
2070 - Hotel-Motel Tax Fund Total	4,093,129	8,264,347	8,962,200	697,853	8.44%



City of Chattanooga
Operational Budget
Fiscal Year 2024

Row Labels	Actual FY22	Budget FY23	Proposed FY24	Inc (Dec) Proposed vs. Budget	% Change
2070 - Hotel-Motel Tax Fund					
A-General Gov't & Agencies					
Operations					
Services	188,614	215,621	307,900	92,279	42.80%
Other Expenses	92,930	104,296	148,531	44,235	42.41%
Operations Total	281,544	319,917	456,431	136,514	42.67%
Transfers To					
Other Financing Uses	3,811,585	7,944,430	8,505,769	561,339	7.07%
Transfers To Total	3,811,585	7,944,430	8,505,769	561,339	7.07%
A-General Gov't & Agencies Total	4,093,129	8,264,347	8,962,200	697,853	8.44%
2070 - Hotel-Motel Tax Fund Total	4,093,129	8,264,347	8,962,200	697,853	8.44%



City of Chattanooga
Operational Budget
Fiscal Year 2024

Row Labels	Actual FY22	Budget FY23	Proposed FY24	Inc (Dec) Proposed vs. Budget	% Change
2070 - Hotel-Motel Tax Fund					
A-General Gov't & Agencies					
Operations					
Services					
704345-Hotelier 2% accounting fee TCA 67-4-1405(b)	188,614	215,621	307,900	92,279	42.80%
Services Total	188,614	215,621	307,900	92,279	42.80%
Other Expenses					
781307-Hamilton County Accounting Fee	92,930	104,296	148,531	44,235	42.41%
Other Expenses Total	92,930	104,296	148,531	44,235	42.41%
Operations Total	281,544	319,917	456,431	136,514	42.67%
Transfers To					
Other Financing Uses					
811307-Transfer to Public Works Capital		4,000,000		(4,000,000)	-100.00%
811312-Transfer to 21st Century Waterfront Cap Proj			4,500,000	4,500,000	0.00%
811601-Transfer to Debt Service	3,811,585	3,944,430	4,005,769	61,339	1.56%
Other Financing Uses Total	3,811,585	7,944,430	8,505,769	561,339	7.07%
Transfers To Total	3,811,585	7,944,430	8,505,769	561,339	7.07%
A-General Gov't & Agencies Total	4,093,129	8,264,347	8,962,200	697,853	8.44%
2070 - Hotel-Motel Tax Fund Total	4,093,129	8,264,347	8,962,200	697,853	8.44%



City of Chattanooga
Proposed Budget - Other Funds
Fiscal Year 2024

Tennessee Valley Regional Communication Service	Actual FY22	Budget FY23	Proposed FY24	Inc (Dec) Proposed vs. Budget	% change
Revenues					
Ham Co Ops Radio & Electronics	-	253,139	282,083	28,944	11.43%
Federal Operations	33,079	35,965	45,493	9,528	26.49%
State Operations	34,373	40,522	32,321	(8,201)	-20.24%
Other Intergovernmentals	1,456,327	1,142,545	1,176,202	33,657	2.95%
Outside Sales	52,454	57,888	58,491	603	1.04%
Mobile Communications Svcs	-	222,869	222,869	-	0.00%
TVRCS Other Government Capital Replacement	-	60,000	60,000	-	0.00%
Miscellaneous Revenue	5,096	-	7,000	7,000	0.00%
TVRCS Parts Resale	33,838	-	10,000	10,000	0.00%
Total Revenues	1,615,167	1,812,928	1,894,459	81,531	4.50%
Expenditures					
Operations	915,874	1,752,928	1,894,459	141,531	8.07%
Total Expenditures	915,874	1,752,928	1,894,459	141,531	8.07%
Estimated Incr(Decr) in Fund Balance	699,293	60,000	-		
Beginning Fund Balance July 1	2,405,330	3,104,623	3,164,623		
Ending Fund Balance June 30	3,104,623	3,164,623	3,164,623		
Ending Fund Balance as a % of Total Appropriations	338.98%	180.53%	167.05%		



City of Chattanooga
Operational Budget
Fiscal Year 2024

Row Labels	Actual FY22	Budget FY23	Proposed FY24	Inc (Dec) Proposed vs. Budget	% Change
6070 - TVRCS Operations					
J-Fire					
CC_J00501 - TN Valley Regional Communications Operations	915,874	1,752,928	1,894,459	141,531	8.07%
J-Fire Total	915,874	1,752,928	1,894,459	141,531	8.07%
6070 - TVRCS Operations Total	915,874	1,752,928	1,894,459	141,531	8.07%



City of Chattanooga
Operational Budget
Fiscal Year 2024

Row Labels	Actual FY22	Budget FY23	Proposed FY24	Inc (Dec) Proposed vs. Budget	% Change
6070 - TVRCS Operations					
J-Fire					
Personnel					
Salary and Wages	248,384	424,035	456,402	32,367	7.63%
Fringe Benefits	118,326	336,105	272,164	(63,941)	-19.02%
Personnel Total	366,710	760,140	728,566	(31,574)	-4.15%
Operations					
Services	189,797	288,360	331,983	43,623	15.13%
Materials & Supplies	95,121	88,513	105,250	16,737	18.91%
Travel Expense		20,500	20,500	-	0.00%
Vehicle Operating	35,615	61,050	54,050	(7,000)	-11.47%
Insurance, Claims, and Damages	39,364	35,000	39,000	4,000	11.43%
Capital Assets	-	60,000	43,000	(17,000)	-28.33%
Capital Outlay	44,969	8,000	1,600	(6,400)	-80.00%
Other Expenses	144,297	133,000	130,180	(2,820)	-2.12%
Operations Total	549,164	694,423	725,563	31,140	4.48%
Transfers To					
Other Financing Uses		298,365	440,330	141,965	47.58%
Transfers To Total		298,365	440,330	141,965	47.58%
J-Fire Total	915,874	1,752,928	1,894,459	141,531	8.07%
6070 - TVRCS Operations Total	915,874	1,752,928	1,894,459	141,531	8.07%



City of Chattanooga
Operational Budget
Fiscal Year 2024

Row Labels	Actual FY22	Budget FY23	Proposed FY24	Inc (Dec) Proposed vs. Budget	% Change
6070 - TVRCS Operations					
J-Fire					
Personnel					
Salary and Wages					
601101-Regular Employees	202,580	419,355	437,877	18,522	4.42%
601201-Overtime	3,143		6,000	6,000	0.00%
602105-Cellphone Allowance	3,240	2,880	3,600	720	25.00%
602204-COVID Vaccine Incentive	610		-	-	0.00%
602301-Personal Leave	22,530		-	-	0.00%
602303-Final Leave Payout	3,227		-	-	0.00%
602304-Longevity	1,200	1,800	1,425	(375)	-20.83%
602306-Call Back Pay	738		2,500	2,500	0.00%
602307-On Call Pay	3,958		5,000	5,000	0.00%
602308-Bereavement Pay	407		-	-	0.00%
602309-Holiday Pay	6,751		-	-	0.00%
Salary and Wages Total	248,384	424,035	456,402	32,367	7.63%
Fringe Benefits					
611101-FICA (OASDI)	14,451	26,111	27,656	1,545	5.92%
611102-Medicare	3,380	6,107	6,467	360	5.89%
611201-General Pension	50,562	88,190	93,403	5,213	5.91%
611206-Other Post-employment Benefits (Civilian)	14,938	27,418	24,487	(2,931)	-10.69%
611301-Hospitalization	30,341	171,279	100,373	(70,906)	-41.40%
611302-Life Insurance Benefit	251	436	370	(66)	-15.14%
611303-Long-Term Disability	353	1,228	1,508	280	22.80%
611304-Health Savings Accounts	498		5,972	5,972	0.00%
611402-Employee Health Savings Acct	2		-	-	0.00%
611403-On-site Medical Program	3,550	15,336	11,928	(3,408)	-22.22%
Fringe Benefits Total	118,326	336,105	272,164	(63,941)	-19.02%
Personnel Total	366,710	760,140	728,566	(31,574)	-4.15%
Operations					
Services					
701103-Consultant Fees		2,000	2,000	-	0.00%
701109-Legal Services	9,097	9,000	9,000	-	0.00%
702102-Electrical	273		10,000	10,000	0.00%
702103-Exterminating Service	435	200	750	550	275.00%
702106-Plumbing	100	1,000	1,000	-	0.00%
702112-Tower Services	8,500	16,000	16,000	-	0.00%
702207-Maintenance Services	15,000	42,000	55,000	13,000	30.95%
702208-Fire Prevention Measures		400	400	-	0.00%
702211-Grounds	720	1,100	1,100	-	0.00%
702212-HVAC	3,207	15,000	15,000	-	0.00%
702216-Roof Repair	895		-	-	0.00%
702224-Equipment Inspection and Calibration	1,800	3,000	3,000	-	0.00%
702228-Generator Maintenance	12,387	20,000	20,000	-	0.00%
703101-Electricity	50,528	68,000	64,951	(3,049)	-4.48%
703102-Natural Gas	4,336	3,700	3,700	-	0.00%
703103-Water	476	600	600	-	0.00%
703109-Sewer	615	900	1,100	200	22.22%
703206-Air Cards	2,919	4,320	4,000	(320)	-7.41%
703207-Digital Connectivity	4,137	4,500	15,500	11,000	244.44%

City of Chattanooga
Operational Budget
Fiscal Year 2024

Row Labels	Actual FY22	Budget FY23	Proposed FY24	Inc (Dec) Proposed vs. Budget	% Change
704105-Property Rental	61,240	65,000	77,758	12,758	19.63%
704108-Office Machine Rental	1,054	1,200	1,200	-	0.00%
704201-Advertising	221	650	650	-	0.00%
704242-License Testing	14		650	650	0.00%
704306-Dues	475	600	700	100	16.67%
704309-Meeting Expense	216	3,000	2,714	(286)	-9.53%
704329-Radio Maintenance	11,034	11,090	11,460	370	3.34%
704501-Freight, Express & Drayage	113	700	700	-	0.00%
704502-Postage	5	50	50	-	0.00%
704602-Training Costs		13,000	13,000	-	0.00%
704603-Tuition & Books		1,350	-	(1,350)	-100.00%
Services Total	189,797	288,360	331,983	43,623	15.13%
Materials & Supplies					
711104-Forms & Printed Material	114	200	200	-	0.00%
711109-Office Supplies & Stationery	98	1,500	1,500	-	0.00%
713104-Filters, Misc	172	300	300	-	0.00%
714106-Cleaning Supplies	290	1,250	1,250	-	0.00%
714107-Clothing			500	500	0.00%
714111-Electrical Supplies, Bulbs, Etc	306	1,250	3,000	1,750	140.00%
714112-Electronic Parts	58,330	52,013	60,000	7,987	15.36%
714120-Hardware, Nails, Small Tools	271	2,500	2,500	-	0.00%
714132-Test Materials	65		500	500	0.00%
714135-Locks & Key supplies		500	500	-	0.00%
714144-Batteries	35,474	29,000	35,000	6,000	20.69%
Materials & Supplies Total	95,121	88,513	105,250	16,737	18.91%
Travel Expense					
721101-Out-of-town Mileage		500	500	-	0.00%
721102-Transportation		4,000	4,000	-	0.00%
721201-Hotels		6,000	6,000	-	0.00%
721202-Meals		6,000	6,000	-	0.00%
721301-Registration Fees		3,000	3,000	-	0.00%
721302-Other Travel Expenses		1,000	1,000	-	0.00%
Travel Expense Total		20,500	20,500	-	0.00%
Vehicle Operating					
731101-Diesel Fuel		350	350	-	0.00%
731102-Gasoline	2,924	10,000	9,000	(1,000)	-10.00%
731103-Propane		10,000	9,000	(1,000)	-10.00%
731202-Other Billed Fluids		400	400	-	0.00%
731203-Vehicle Labor	2,291	5,000	5,000	-	0.00%
731204-Vehicle Parts & Supplies	8,652	5,000	5,000	-	0.00%
731301-Car Wash	11	300	300	-	0.00%
731401-Fleet Leased Vehicle	21,737	30,000	25,000	(5,000)	-16.67%
Vehicle Operating Total	35,615	61,050	54,050	(7,000)	-11.47%
Insurance, Claims, and Damages					
742402-Building & Content Insurance	35,849	30,000	35,000	5,000	16.67%
742404-Liability Insurance	3,515	5,000	4,000	(1,000)	-20.00%
Insurance, Claims, and Damages Total	39,364	35,000	39,000	4,000	11.43%
Capital Assets					

City of Chattanooga
Operational Budget
Fiscal Year 2024

Row Labels	Actual FY22	Budget FY23	Proposed FY24	Inc (Dec) Proposed vs. Budget	% Change
761308-Computer Software over 15000	-	60,000	43,000	(17,000)	-28.33%
Capital Assets Total	-	60,000	43,000	(17,000)	-28.33%
Capital Outlay					
772111-Computer Software under 15000			1,600	1,600	0.00%
772112-Computer equipment under 5000	44,969	8,000	-	(8,000)	-100.00%
Capital Outlay Total	44,969	8,000	1,600	(6,400)	-80.00%
Other Expenses					
781102-Indirect Costs	101,913	133,000	130,180	(2,820)	-2.12%
781301-Fees, Licenses, & Permits	42,384		-	-	0.00%
Other Expenses Total	144,297	133,000	130,180	(2,820)	-2.12%
Operations Total	549,164	694,423	725,563	31,140	4.48%
Transfers To					
Other Financing Uses					
811410-Transfer to TVRCS		298,365	440,330	141,965	47.58%
Other Financing Uses Total		298,365	440,330	141,965	47.58%
Transfers To Total		298,365	440,330	141,965	47.58%
J-Fire Total	915,874	1,752,928	1,894,459	141,531	8.07%
6070 - TVRCS Operations Total	915,874	1,752,928	1,894,459	141,531	8.07%



City of Chattanooga
Proposed Budget - Other Funds
Fiscal Year 2024

Debt Service	Actual FY22	Budget FY23	Proposed FY24	Inc (Dec) Proposed vs. Budget	% change
Revenues					
General Fund	19,924,060	19,878,455	19,975,654	97,199	0.49%
CDBG (Fannie Mae Loan)	324,699	316,895	310,006	(6,889)	-2.17%
Hotel/Motel Tax	3,811,585	3,944,430	4,006,769	62,339	1.58%
Other Sources (Golf Course)	63,712	56,582	85,566	28,984	51.22%
Total Revenues	24,124,056	24,196,362	24,377,995	181,633	0.75%

Expenditures					
Principal	18,145,412	18,010,375	18,326,297	315,922	1.75%
Interest	5,669,071	6,085,987	5,951,698	(134,289)	-2.21%
Bank Service Charges	31,629	100,000	100,000	-	0.00%
Total Expenditures	23,846,112	24,196,362	24,377,995	181,633	0.75%

Estimated Incr(Decr) in Fund Balance	277,944	-	-
Beginning Fund Balance July 1	2,393,395	2,393,394	2,393,394
Ending Fund Balance June 30	2,671,339	2,393,394	2,393,394
Ending Fund Balance as a % of Total Appropriations	11.20%	9.89%	9.82%



City of Chattanooga
Operational Budget
Fiscal Year 2024

Row Labels	Actual FY22	Budget FY23	Proposed FY24	Inc (Dec) Proposed vs. Budget	% Change
3100 - Debt Service					
A-General Gov't & Agencies					
CC_A50001 - Debt Serv General		450,000	1,100,000	650,000	144.44%
CC_A50014 - Debt Serv 2004 TMBF Loan	1,568,907	1,595,871	1,584,362	(11,509)	-0.72%
CC_A50021 - Debt Serv 2008 Sec 108 Loan	324,699	316,895	310,006	(6,889)	-2.17%
CC_A50029 - Debt Serv 2011B Hotel Motel Tax Refunding	304,804			-	0.00%
CC_A50030 - Debt Serv ? 2011B Gen Obligation Refunding	38,096			-	0.00%
CC_A50031 - Debt Serv ? 2011A Gen Obligation Bonds	1,946,313			-	0.00%
CC_A50032 - Debt Serv ? 2013 Gen Obligation Bonds	1,691,061	1,625,068	1,572,468	(52,600)	-3.24%
CC_A50033 - Debt Serv 2013 Hotel Motel Tax Bonds	649,049	623,706	603,506	(20,200)	-3.24%
CC_A50034 - Debt Serv ? 2014A Gen Obligation Refunding	845,155	816,187	789,334	(26,853)	-3.29%
CC_A50035 - Debt Serv 2014A Hotel Motel Tax Refunding	242,692	234,374	226,663	(7,711)	-3.29%
CC_A50038 - Debt Serv 2015 General Obligation	2,750,750	2,684,625	2,590,375	(94,250)	-3.51%
CC_A50039 - Debt Serv 2015 Refunding	3,248,950	3,141,700	3,035,650	(106,050)	-3.38%
CC_A50040 - Debt Serv 2016 Regional Communications	1,195,547			-	0.00%
CC_A50041 - Debt Serv 2017A General Obligation	823,150	790,250	763,000	(27,250)	-3.45%
CC_A50042 - Debt Serv 2017B GO Refunding	2,578,077	2,410,500	2,421,500	11,000	0.46%
CC_A50043 - Debt Serv 2018 Golf Cart Capital Lease	56,581	56,582	-	(56,582)	-100.00%
CC_A50045 - Debt Serv 2019A General Obligation	2,167,477	2,095,529	2,028,365	(67,164)	-3.21%
CC_A50046 - Debt Serv 2019B General Obligation Refunding	445,185	455,850	130,350	(325,500)	-71.41%
CC_A50047 - Debt Serv 2019B Hotel Motel Tax Refunding	2,417,660	2,457,350	430,850	(2,026,500)	-82.47%
CC_A50048 - Debt Serv 2021A General Obligation	196,049	1,841,500	1,774,125	(67,375)	-3.66%
CC_A50049 - Debt Serv 2021B General Obligation Refunding	151,399	1,972,375	2,188,125	215,750	10.94%
CC_A50050 - Debt Serv 2021B Hotel Motel Tax Refunding	197,381	628,000	2,743,750	2,115,750	336.90%
CC_A50051 - Debt Serv 2022 Golf Cart Capital Lease	7,131		85,566	85,566	0.00%
A-General Gov't & Agencies Total	23,846,112	24,196,362	24,377,995	181,633	0.75%
3100 - Debt Service Total	23,846,112	24,196,362	24,377,995	181,633	0.75%



City of Chattanooga
Operational Budget
Fiscal Year 2024

Row Labels	Actual FY22	Budget FY23	Proposed FY24	Inc (Dec) Proposed vs. Budget	% Change
3100 - Debt Service					
A-General Gov't & Agencies					
Operations					
Services	31,628	100,000	100,000	-	0.00%
Other Expenses	23,814,483	24,096,362	24,277,995	181,633	0.75%
Operations Total	23,846,112	24,196,362	24,377,995	181,633	0.75%
A-General Gov't & Agencies Total	23,846,112	24,196,362	24,377,995	181,633	0.75%
3100 - Debt Service Total	23,846,112	24,196,362	24,377,995	181,633	0.75%



City of Chattanooga
Operational Budget
Fiscal Year 2024

Row Labels	Actual FY22	Budget FY23	Proposed FY24	Inc (Dec) Proposed vs. Budget	% Change
3100 - Debt Service					
A-General Gov't & Agencies					
Operations					
Services					
704702-Bank Service Charges	31,628	100,000	100,000	-	0.00%
Services Total	31,628	100,000	100,000	-	0.00%
Other Expenses					
783101-Debt Principal Payments	18,145,412	18,010,375	18,326,297	315,922	1.75%
783151-Debt Interest Payments	5,669,071	6,085,987	5,951,698	(134,289)	-2.21%
Other Expenses Total	23,814,483	24,096,362	24,277,995	181,633	0.75%
Operations Total	23,846,112	24,196,362	24,377,995	181,633	0.75%
A-General Gov't & Agencies Total	23,846,112	24,196,362	24,377,995	181,633	0.75%
3100 - Debt Service Total	23,846,112	24,196,362	24,377,995	181,633	0.75%



City of Chattanooga
Proposed Budget - Other Funds
Fiscal Year 2024

Waste Water Operations	Actual FY22	Budget FY23	Proposed FY24	Inc (Dec) Proposed vs. Budget	% change
Revenues					
Property Rental Revenue	2,640	2,640	2,640	-	0.00%
Returned Check Fee	12,867	-	-	-	0.00%
Sewer Surcharges	2,132,432	2,650,000	2,650,000	-	0.00%
Sewer Service Charges	13,663,625	11,681,768	13,350,725	1,668,957	14.29%
Garbage Grinder Fees	101,970	109,457	116,418	6,961	6.36%
Septic Tank Pump Charges	692,395	527,898	790,284	262,386	49.70%
ENCO Sewer Billing	63,964,976	63,914,400	69,425,406	5,511,006	8.62%
Hixson Sewer Billing	7,477,641	8,958,109	9,876,044	917,935	10.25%
Eastside Sewer Billing	552,425	569,496	611,278	41,782	7.34%
Penalties for Delinquent Sew	618,226	-	-	-	0.00%
W&T HCWWTA	2,979,404	3,393,092	3,487,269	94,177	2.78%
W&T Lookout Mtn TN	227,490	370,735	231,349	(139,386)	-37.60%
W&T Lookout Mtn GA	108,496	138,755	147,893	9,138	6.59%
W&T Walker County	2,196,774	2,160,975	2,077,546	(83,429)	-3.86%
W&T Collegedale	1,140,920	1,115,737	1,492,107	376,370	33.73%
W&T Soddy Daisy	811,127	738,615	533,621	(204,994)	-27.75%
W&T East Ridge	3,816,570	3,457,042	3,555,708	98,666	2.85%
W&T Windstone	69,884	76,252	82,728	6,476	8.49%
W&T Rossville	1,054,749	1,212,114	895,508	(316,606)	-26.12%
W&T Red Bank	1,689,855	1,539,279	1,297,757	(241,522)	-15.69%
W&T NW Georgia	2,831,212	2,847,416	2,606,404	(241,012)	-8.46%
W&T Catoosa-Ringgold	901,376	931,950	987,171	55,221	5.93%
W&T Dade County	28,056	29,270	29,959	689	2.35%
Sewer Tap Fees	49,910	35,000	60,000	25,000	71.43%
Sewer Industrial User Permit	31,000	40,000	40,000	-	0.00%
Sewer Industrial Violation	7,900	-	-	-	0.00%
Sewer Debt Service Northwest GA	119,595	-	-	-	0.00%
Bad Debt Expense	717,107	-	-	-	0.00%
Sale of Surplus Equip & Scrap	4,680	-	-	-	0.00%
Marketing Commission	9,028	-	-	-	0.00%
Take Home Vehicle Fee	2,736	-	-	-	0.00%
Other	24,555	-	-	-	0.00%
Total Revenues	108,041,621	106,500,000	114,347,814	7,847,814	7.37%
Interest Earned Non-cap Proj	598,850	500,000	500,000	-	0.00%
Total Revenues	108,640,471	107,000,000	114,847,814	7,847,814	7.33%
Expenditures					
Administration	5,721,276	6,839,793	8,290,897	1,451,104	21.22%
Contingency	128,223	2,040,405	2,155,883	115,478	5.66%
Laboratory	881,303	1,188,380	1,533,645	345,265	29.05%
Engineering	1,187,641	2,569,079	3,121,818	552,739	21.52%
Plant Maintenance	10,443,414	12,437,943	13,287,414	849,471	6.83%
Sewer Maintenance	4,129,170	9,441,775	10,157,526	715,751	7.58%
Moccasin Bend - Liquid Handling	8,104,358	13,747,233	14,832,307	1,085,074	7.89%
Inflow & Infiltration	2,002,445	2,534,665	4,169,503	1,634,838	64.50%
Safety & Training	149,657	417,307	429,970	12,663	3.03%
Pretreatment/Monitoring	615,968	901,314	1,377,369	476,055	52.82%
Moccasin Bend - Solid Handling	3,766,310	3,315,010	3,816,941	501,931	15.14%

City of Chattanooga
Proposed Budget - Other Funds
Fiscal Year 2024

Waste Water Operations	Actual FY22	Budget FY23	Proposed FY24	Inc (Dec) Proposed vs. Budget	% change
Moccasin Bend - Landfill Handling	2,597,827	2,000,000	2,100,000	100,000	5.00%
Combined Sewer Overflow	142,144	332,700	199,400	(133,300)	-40.07%
Inventory Moc Bend	695,377	-	-	-	0.00%
Pump Station	3,404,766	4,898,720	3,919,320	(979,400)	-19.99%
Pump Station Operations	1,200,582	2,061,307	2,360,674	299,367	14.52%
Appropriation to Capital / Consent Decree	-	50,000,000	53,850,000	3,850,000	7.70%
Debt Service	33,590,320	16,774,369	16,046,501	(727,868)	-4.34%
Total Expenditures	78,760,781	131,500,000	141,649,168	10,149,168	7.72%

Estimated Incr(Decr) in Fund Balance	29,879,690	(24,500,000)	(26,801,354)
Beginning Fund Balance July 1	122,862,476	152,742,166	128,242,166
Ending Fund Balance June 30	152,742,166	128,242,166	101,440,812
Ending Fund Balance as a % of Total Appropriations	193.93%	97.52%	71.61%

City of Chattanooga
Operational Budget
Fiscal Year 2024

Row Labels	Actual FY22	Budget FY23	Proposed FY24	Inc (Dec) Proposed vs. Budget	% Change
6010 - Waste Water Operations					
C-Finance & Admin					
CC_C00194 - Discount Clearing	(4)			-	0.00%
C-Finance & Admin Total	(4)			-	0.00%
K-Public Works					
CC_K30101 - ISS Admin	5,720,095	6,839,793	8,290,897	1,451,104	21.22%
CC_K30102 - ISS Laboratory	881,303	1,188,380	1,533,645	345,265	29.05%
CC_K30103 - ISS Engineering	1,187,641	2,569,079	3,122,493	553,414	21.54%
CC_K30104 - ISS Plant Maintenance	10,443,414	12,437,943	13,287,414	849,471	6.83%
CC_K30105 - ISS Sewer Maintenance	4,129,170	9,441,775	10,157,526	715,751	7.58%
CC_K30106 - ISS Liquid Handling	8,104,358	13,747,233	14,832,307	1,085,074	7.89%
CC_K30107 - ISS Inflow & Infiltration	2,002,445	2,534,665	4,169,503	1,634,838	64.50%
CC_K30108 - ISS Safety & Training	149,657	417,307	429,970	12,663	3.03%
CC_K30109 - ISS Pretreatment Monitoring	615,968	901,314	1,377,369	476,055	52.82%
CC_K30110 - ISS Solid Handling	3,766,310	3,315,010	3,816,941	501,931	15.14%
CC_K30111 - ISS Landfill Handling	2,597,827	2,000,000	2,100,000	100,000	5.00%
CC_K30113 - ISS Pump Station Operations	1,200,581	2,061,307	2,360,674	299,367	14.52%
CC_K30999 - ISS Contingency	128,223	2,040,405	2,155,883	115,478	5.66%
CC_K31101 - CSO Ross Landing	14,418	17,500	17,500	-	0.00%
CC_K31102 - CSO Carter Street	666	51,450	11,450	(40,000)	-77.75%
CC_K31103 - CSO Central Avenue	60,791	117,100	76,500	(40,600)	-34.67%
CC_K31104 - CSO Williams Street	25,688	34,300	34,300	-	0.00%
CC_K31105 - CSO Tremont Street	1,837	4,650	4,650	-	0.00%
CC_K31106 - CSO Citico Avenue		15,900	5,900	(10,000)	-62.89%
CC_K31107 - CSO MLK	16,174	58,500	18,300	(40,200)	-68.72%
CC_K31108 - CSO 19th Street	15,863	20,300	20,300	-	0.00%
CC_K31109 - CSO Warner Park	6,706	13,000	10,500	(2,500)	-19.23%
CC_K31201 - Equalization Stat Hamm Rd	42,458		100,000	100,000	0.00%
CC_K32101 - Pump Stat Mountain Creek	210,566	38,050	26,050	(12,000)	-31.54%
CC_K32102 - Pump Stat Citico	375,455	589,400	404,400	(185,000)	-31.39%
CC_K32103 - Pump Stat Friar Branch	175,155	280,400	185,400	(95,000)	-33.88%
CC_K32104 - Pump Stat Hixson	139,766	293,450	135,050	(158,400)	-53.98%
CC_K32105 - Pump Stat 19th Street	48,932	102,900	75,900	(27,000)	-26.24%
CC_K32106 - Pump Stat Orchard Knob	30,925	38,250	37,250	(1,000)	-2.61%
CC_K32107 - Pump Stat South Chickamauga	476,806	697,600	502,600	(195,000)	-27.95%
CC_K32108 - Pump Stat Tiftonia	68,106	157,100	117,100	(40,000)	-25.46%
CC_K32109 - Pump Stat 23rd Street	484,947	231,100	172,850	(58,250)	-25.21%
CC_K32110 - Pump Stat Latta Street	7,816	24,250	13,250	(11,000)	-45.36%
CC_K32111 - Pump Stat Residential Stations		10,000	-	(10,000)	-100.00%
CC_K32112 - Pump Stat Murray Hills	17,664	58,850	35,850	(23,000)	-39.08%
CC_K32113 - Pump Stat Highland Park	29,511	53,100	41,100	(12,000)	-22.60%
CC_K32114 - Pump Stat Big Ridge	113,582	249,600	139,100	(110,500)	-44.27%
CC_K32115 - Pump Stat Dupont Parkway	27,152	73,150	69,650	(3,500)	-4.78%
CC_K32116 - Pump Stat VAAP	45,836	53,300	61,800	8,500	15.95%
CC_K32117 - Pump Stat Northwest Georgia	67,662	107,100	89,600	(17,500)	-16.34%
CC_K32118 - Pump Stat Brainerd	19,813	47,000	36,250	(10,750)	-22.87%
CC_K32119 - Pump Stat East Brainerd	59,398	109,000	73,000	(36,000)	-33.03%
CC_K32120 - Pump Stat North Chattanooga	16,503	51,150	40,150	(11,000)	-21.51%
CC_K32121 - Pump Stat South Chattanooga	4,648	16,420	11,420	(5,000)	-30.45%
CC_K32122 - Pump Stat Ooltewah Collegedale	6,726	25,950	15,450	(10,500)	-40.46%
CC_K32123 - Pump Stat Odor Control Stations	918,114	1,500,000	1,580,000	80,000	5.33%
CC_K32124 - Pump Stat Enterprise South	11,502	18,750	17,750	(1,000)	-5.33%

City of Chattanooga
Operational Budget
Fiscal Year 2024

Row Labels	Actual FY22	Budget FY23	Proposed FY24	Inc (Dec) Proposed vs. Budget	% Change
CC_K32125 - Pump Stat River Park		2,800	2,800	-	0.00%
CC_K32126 - Pump Stat Ringgold	5,257	57,500	26,000	(31,500)	-54.78%
CC_K32127 - Pump Stat Regional Metering Stations		9,600	9,100	(500)	-5.21%
CC_K32128 - Pump Stat Warner Park #1		2,500	-	(2,500)	-100.00%
CC_K32131 - Pump Stat Winterview	467	450	450	-	0.00%
CC_K33107 - ISS Debt SRF Loan 2003 MB Plant	2,617,872	2,617,872	2,617,872	-	0.00%
CC_K33110 - ISS Debt SRF II Loan 2007	848,868	848,868	848,868	-	0.00%
CC_K33111 - ISS Debt SRF 2011 289	1,152,732	1,153,287	1,153,996	709	0.06%
CC_K33112 - ISS Debt SRF V Loan 2013 318	3,756,048	3,757,339	3,760,308	2,969	0.08%
CC_K33113 - ISS Debt 2014A Sewer Refunding	143,593	138,771	134,159	(4,612)	-3.32%
CC_K33114 - ISS Debt SRF 2012 307	1,784,448	1,785,098	1,786,490	1,392	0.08%
CC_K33115 - ISS Debt SRF 2016 357	10,499,715	2,649,636	2,448,633	(201,003)	-7.59%
CC_K33116 - ISS Debt SRF 2018 405	52,968	52,935	53,226	291	0.55%
CC_K33117 - ISS Debt SRF 2018 406	1,263,572	1,005,680	1,008,664	2,984	0.30%
CC_K33118 - ISS Debt SRF 2019 428	2,560,494	180,667	163,901	(16,766)	-9.28%
CC_K33119 - ISS Debt SRF 2019 429	4,612,597	796,783	285,928	(510,855)	-64.11%
CC_K33120 - ISS Debt SRF 2018 406 01	3,800,830	1,705,505	1,709,140	3,635	0.21%
CC_K33121 - ISS Debt SRF 2020 440	436,583	55,011	38,760	(16,251)	-29.54%
CC_K33122 - ISS Debt SRF 2020 440 01		26,917	36,556	9,639	35.81%
CC_K33123 - ISS Debt WIFIA Loan	60,000		-	-	0.00%
CC_K34101 - ISS Appropriation to Capital		50,000,000	53,850,000	3,850,000	7.70%
CC_K50103 - Waste Disposal City Landfill	1,234			-	0.00%
CC_K70104 - Stormwater Maintenance & Operation	(50)			-	0.00%
CC_K90005 - Inventory Moc Bend	695,377			-	0.00%
K-Public Works Total	78,760,785	131,500,000	141,749,843	10,249,843	7.79%
6010 - Waste Water Operations Total	78,760,781	131,500,000	141,749,843	10,249,843	7.79%

City of Chattanooga
Operational Budget
Fiscal Year 2024

Row Labels	Actual FY22	Budget FY23	Proposed FY24	Inc (Dec) Proposed vs. Budget	% Change
6010 - Waste Water Operations					
C-Finance & Admin					
Operations					
Services	(4)			-	0.00%
Operations Total	(4)			-	0.00%
C-Finance & Admin Total	(4)			-	0.00%
K-Public Works					
Personnel					
Salary and Wages	7,690,235	10,940,024	14,904,079	3,964,055	36.23%
Fringe Benefits	4,204,824	6,842,516	7,945,785	1,103,269	16.12%
Personnel Total	11,895,059	17,782,540	22,849,864	5,067,324	28.50%
Operations					
Services	19,625,457	26,295,651	26,047,458	(248,193)	-0.94%
Materials & Supplies	8,922,451	11,773,925	13,196,025	1,422,100	12.08%
Travel Expense	16,458	99,100	126,500	27,400	27.65%
Vehicle Operating	888,714	1,051,750	1,157,350	105,600	10.04%
Insurance, Claims, and Damages	204,341	299,570	359,170	59,600	19.90%
Capital Assets	249,737	2,682,500	3,303,800	621,300	23.16%
Capital Outlay	368,933	186,050	202,550	16,500	8.87%
Inventory Costs	695,377			-	0.00%
Other Expenses	15,188,705	21,328,914	20,657,126	(671,788)	-3.15%
Operations Total	46,160,173	63,717,460	65,049,979	1,332,519	2.09%
Transfers To					
Other Financing Uses	20,705,553	50,000,000	53,850,000	3,850,000	7.70%
Transfers To Total	20,705,553	50,000,000	53,850,000	3,850,000	7.70%
K-Public Works Total	78,760,785	131,500,000	141,749,843	10,249,843	7.79%
6010 - Waste Water Operations Total	78,760,781	131,500,000	141,749,843	10,249,843	7.79%



City of Chattanooga
Operational Budget
Fiscal Year 2024

Row Labels	Actual FY22	Budget FY23	Proposed FY24	Inc (Dec) Proposed vs. Budget	% Change
6010 - Waste Water Operations					
C-Finance & Admin					
Operations					
Services					
704405-Discounts Taken	(4)			-	0.00%
Services Total	(4)			-	0.00%
Operations Total	(4)			-	0.00%
C-Finance & Admin Total	(4)			-	0.00%
K-Public Works					
Personnel					
Salary and Wages					
601101-Regular Employees	5,627,959	9,950,737	13,499,825	3,549,088	35.67%
601102-Temporary Staffing	3,746	20,000	20,000	-	0.00%
601103-Part Time Employees	66			-	0.00%
601105-Injured On Duty Pay	32,856		-	-	0.00%
601201-Overtime	778,264	656,200	684,000	27,800	4.24%
602102-Tool Allowance	11,500	18,000		(18,000)	-100.00%
602105-Cellphone Allowance	39,966	38,673	44,724	6,051	15.65%
602201-Incentive Awards	1,360		-	-	0.00%
602204-COVID Vaccine Incentive	10,631		-	-	0.00%
602301-Personal Leave	681,582		-	-	0.00%
602303-Final Leave Payout	13,583		-	-	0.00%
602304-Longevity	78,428	92,364	98,794	6,430	6.96%
602306-Call Back Pay	98,715	82,350	82,350	-	0.00%
602307-On Call Pay	64,255	81,700	81,700	-	0.00%
602308-Bereavement Pay	12,295		-	-	0.00%
602309-Holiday Pay	235,012		-	-	0.00%
602399-Payroll Suspense	18		-	-	0.00%
609999-Budget - Salaries & Wages			392,686	392,686	0.00%
Salary and Wages Total	7,690,235	10,940,024	14,904,079	3,964,055	36.23%
Fringe Benefits					
611101-FICA (OASDI)	447,253	623,779	848,194	224,415	35.98%
611102-Medicare	104,599	145,898	198,522	52,624	36.07%
611201-General Pension	1,580,615	2,106,787	2,866,878	760,091	36.08%
611206-Other Post-employment Benefits (Civilian)	455,049	653,816	751,624	97,808	14.96%
611301-Hospitalization	1,284,935	2,824,439	2,752,417	(72,022)	-2.55%
611302-Life Insurance Benefit	7,128	11,183	10,451	(732)	-6.55%
611303-Long-Term Disability	8,927	29,148	46,078	16,930	58.08%
611304-Health Savings Accounts	101,991	99,819	125,591	25,772	25.82%
611402-Employee Health Savings Acct	45		-	-	0.00%
611403-On-site Medical Program	214,283	347,647	346,030	(1,617)	-0.47%
Fringe Benefits Total	4,204,824	6,842,516	7,945,785	1,103,269	16.12%
Personnel Total	11,895,059	17,782,540	22,849,864	5,067,324	28.50%
Operations					
Services					
701103-Consultant Fees	28,761	4,000	24,000	20,000	500.00%
701105-Engineering Non-construction Consulting	19,918	87,300	112,300	25,000	28.64%

City of Chattanooga
Operational Budget
Fiscal Year 2024

Row Labels	Actual FY22	Budget FY23	Proposed FY24	Inc (Dec) Proposed vs. Budget	% Change
701109-Legal Services		5,000	5,000	-	0.00%
701111-IT Hosting & Managed Services		3,200	-	(3,200)	-100.00%
701204-Drugs & Medicine	1,060		-	-	0.00%
701208-On-the-Job Injury Claims	53,114	57,000	57,000	-	0.00%
701213-On-the-Job Injury Settlement Claims	36,804		-	-	0.00%
702102-Electrical	2,765,000	2,755,000	2,751,000	(4,000)	-0.15%
702103-Exterminating Service	4,287	6,200	5,400	(800)	-12.90%
702104-Masonry		1,000	1,000	-	0.00%
702105-Painting	4,889	50,000	50,000	-	0.00%
702106-Plumbing	83,764	204,000	196,000	(8,000)	-3.92%
702107-Mechanical Trades	952,633	1,003,000	960,000	(43,000)	-4.29%
702108-Locksmith	75	18,700	10,300	(8,400)	-44.92%
702109-Custodial Services	63,895	55,000	55,000	-	0.00%
702110-Tree Maintenance & Planting		1,000	1,000	-	0.00%
702202-Bldg & Grounds Maintenance	44,547	40,000	90,000	50,000	125.00%
702203-Circuit Board Repair	257		-	-	0.00%
702204-Contracted Repair Service	90,912	181,500	196,000	14,500	7.99%
702205-Electric Motor Drive Repair	38,049	62,500	62,500	-	0.00%
702206-Elevator Maintenance	41,815	43,000	63,000	20,000	46.51%
702207-Maintenance Services	1,558,096	3,296,500	3,725,500	429,000	13.01%
702208-Fire Prevention Measures	1,602	3,500	3,500	-	0.00%
702209-Furnace Boiler	26,535	100,000	75,000	(25,000)	-25.00%
702211-Grounds	51,830	79,500	29,500	(50,000)	-62.89%
702212-HVAC	152,535	175,000	185,000	10,000	5.71%
702213-Labor	498		-	-	0.00%
702214-Landscaping	79	3,000	3,000	-	0.00%
702215-Building Repairs or Renovations under \$5000		2,500	5,000	2,500	100.00%
702216-Roof Repair	6,970	40,000	40,000	-	0.00%
702217-Valve Repairs	3,182		-	-	0.00%
702218-Pump Repairs	26,719	139,750	226,750	87,000	62.25%
702220-Major Repair	8,330		-	-	0.00%
702221-IT Maintenance	15,000	22,500	22,500	-	0.00%
702222-Cabling & Installation		1,500	-	(1,500)	-100.00%
702224-Equipment Inspection and Calibration	760	1,350	1,350	-	0.00%
702225-IT Maintenance - Licensing	17,118	18,900	61,900	43,000	227.51%
702226-IT Maintenance - Hosting	10,950	36,850	36,850	-	0.00%
702227-IT Maintenance - Support Maintenance	8,344	35,000	50,500	15,500	44.29%
702229-Contract Mowing	1,605	15,850	15,850	-	0.00%
703101-Electricity	4,843,577	6,090,650	5,735,650	(355,000)	-5.83%
703102-Natural Gas	226,551	246,250	246,250	-	0.00%
703103-Water	410,997	499,550	629,550	130,000	26.02%
703104-Fuel Oil	17		-	-	0.00%
703109-Sewer	1,885	2,700	2,700	-	0.00%
703202-Cellular Phone Service	99,832	52,300	52,300	-	0.00%
703204-Internet & Cable Services	60,246	127,550	157,550	30,000	23.52%
703206-Air Cards	8,984	9,200	9,200	-	0.00%
703207-Digital Connectivity	94,794	96,500	125,500	29,000	30.05%
704101-Box Rental	436		-	-	0.00%
704102-Clothing & Linen Service	23,834	61,000	100,000	39,000	63.93%
704103-Demurrage		4,250	4,250	-	0.00%
704104-Equipment Rental	127,648	155,000	210,000	55,000	35.48%
704107-Floor Mat / Scrapper Rental	12,532	6,700	6,700	-	0.00%
704108-Office Machine Rental	18,694	27,800	26,100	(1,700)	-6.12%

City of Chattanooga
Operational Budget
Fiscal Year 2024

Row Labels	Actual FY22	Budget FY23	Proposed FY24	Inc (Dec) Proposed vs. Budget	% Change
704109-Traffic Control - Rental	2,520	25,000	25,000	-	0.00%
704201-Advertising	88	900	2,500	1,600	177.78%
704204-Alarm Monitoring	154	300	300	-	0.00%
704207-Collection Expense	180,982	250,000	250,000	-	0.00%
704208-Contracted Repair		150,000	-	(150,000)	-100.00%
704210-Printing	3,134	1,500	1,500	-	0.00%
704215-Security Services	148,552	190,000	250,000	60,000	31.58%
704219-Property Appraisals		12,000	12,000	-	0.00%
704227-Transfer Station Cost		500	-	(500)	-100.00%
704239-Bio-Hazard / Environmental Services	74,849	95,000	95,000	-	0.00%
704241-Monitoring Services	715,673	925,000	925,000	-	0.00%
704242-License Testing	100		-	-	0.00%
704243-Programmable Logic Controller (PLC) Repairs	149,603		-	-	0.00%
704245-Crane & Hoist Repair	38,555	75,000	75,000	-	0.00%
704246-Sanitary Sewer Line Chemical Root Control Service	46,435	100,000	100,000	-	0.00%
704306-Dues	15,279	16,100	13,100	(3,000)	-18.63%
704307-Employment Agencies		15,500	53,000	37,500	241.94%
704309-Meeting Expense		200	-	(200)	-100.00%
704310-Local Mileage		1,000	1,000	-	0.00%
704311-Miscellaneous Services		2,250	2,250	-	0.00%
704313-Recording Documents	2,913	150,000	150,000	-	0.00%
704315-Waste Disposal	2,704,265	2,256,000	2,351,000	95,000	4.21%
704316-Wrecker Service	2,460	10,000	10,000	-	0.00%
704317-Contracted Operations	12,158	12,500	12,500	-	0.00%
704319-Parking		700	700	-	0.00%
704320-Link2Gov Internet Fee	10		-	-	0.00%
704329-Radio Maintenance	48,763	50,000	50,000	-	0.00%
704332-Pipeline Inspection Services	1,559,724	2,055,000	3,055,000	1,000,000	48.66%
704334-Outside Laboratory Services	25,816	50,000	40,000	(10,000)	-20.00%
704337-Title/Escrow Search		750	750	-	0.00%
704338-Street and Parking Lot Cleaning Services	203,642	16,000	16,000	-	0.00%
704339-Sewer Billing Services	1,127,509	1,200,000	1,300,000	100,000	8.33%
704340-Shredding and Recycling Services	588	600	600	-	0.00%
704342-IT Contracted Personnel	69,156	75,000	75,000	-	0.00%
704405-Discounts Taken	(1)		-	-	0.00%
704407-Wireless Data Communication	2,839	22,400	20,800	(1,600)	-7.14%
704499-Incomplete Expense Allocation	185		-	-	0.00%
704501-Freight, Express & Drayage	2,876	1,000	1,000	-	0.00%
704502-Postage	1,487	3,550	3,550	-	0.00%
704601-Local Registration Fees	4,079	8,300	9,800	1,500	18.07%
704602-Training Costs	4,324	134,000	171,000	37,000	27.61%
704701-Lockbox Fee	2,005	750	750	-	0.00%
704702-Bank Service Charges	137,150	177,160	188,908	11,748	6.63%
704703-Bank Analysis Fee	6,804	7,000	7,000	-	0.00%
704705-Credit Card Use Charge	280,824	250,000	350,000	100,000	40.00%
709998-Budget - Contingency		2,026,141	-	(2,026,141)	-100.00%
Services Total	19,625,457	26,295,651	26,047,458	(248,193)	-0.94%
Materials & Supplies					
711102-Books		650	1,550	900	138.46%
711104-Forms & Printed Material	2,170	10,700	10,700	-	0.00%
711105-Instructional Materials & Supplies	1,650	5,400	8,900	3,500	64.81%
711107-Newspapers		125	125	-	0.00%

City of Chattanooga
Operational Budget
Fiscal Year 2024

Row Labels	Actual FY22	Budget FY23	Proposed FY24	Inc (Dec) Proposed vs. Budget	% Change
711108-Periodicals, Publications	419	3,300	4,300	1,000	30.30%
711109-Office Supplies & Stationery	14,614	19,250	21,250	2,000	10.39%
711110-Technology Accessories & Supplies	950	4,750	4,750	-	0.00%
711111-Printer Toner Cartridges	1,747	12,650	12,650	-	0.00%
712101-Asphalt and Asphalt Filler	238,158	355,500	405,500	50,000	14.06%
712102-Brick & Concrete Blocks		1,000	1,000	-	0.00%
712103-Cement, Lime, & Plaster		5,000	5,000	-	0.00%
712104-Concrete, Clay Pipe, & Fittings	20,162	100,000	100,000	-	0.00%
712105-Gravel, Sand, Stone, Chert, Salt	289,474	200,000	300,000	100,000	50.00%
712106-Hardware Replacement	4,063	8,200	8,200	-	0.00%
712107-Lumber & Wood Products		1,100	1,100	-	0.00%
712108-Other Constr & Bldg Materials	358	101,500	101,500	-	0.00%
712109-Paint	606	5,900	5,900	-	0.00%
712110-Pipe & Fittings	57,875	90,100	100,100	10,000	11.10%
712111-Sewer Grates & Manhole Covers	98,255	23,250	48,250	25,000	107.53%
712112-Street Signs & Markings	2,446	11,000	11,000	-	0.00%
712113-Structural Steel, Iron		500	500	-	0.00%
712114-Plumbing Supplies	796	15,150	15,150	-	0.00%
712115-Manhole Bases, Sections, & Frames	282	5,000	10,000	5,000	100.00%
713101-Bearings & Parts	13,385	22,150	45,750	23,600	106.55%
713102-Fasteners	1,916	11,200	11,200	-	0.00%
713104-Filters, Misc	523	8,250	8,250	-	0.00%
713105-Gaskets	557	5,400	14,400	9,000	166.67%
713106-Gauges	70,809	6,400	6,400	-	0.00%
713107-Packing, Valves Etc	3,975	30,850	28,850	(2,000)	-6.48%
713108-Pumps & Pump Parts	485,395	237,550	287,550	50,000	21.05%
713109-Repair Parts	72,396	108,300	146,300	38,000	35.09%
713110-Valve Parts	41,905	62,600	62,800	200	0.32%
713111-Filter Cloth	1,585		-	-	0.00%
713112-Clarifier Repair Parts	1,430	25,400	25,400	-	0.00%
713113-Centrifuge Repair Parts	2,469	8,000	8,000	-	0.00%
713114-Compressors & Parts	15,984	16,000	16,000	-	0.00%
713115-Gears & Gear Parts	34,189	18,000	53,000	35,000	194.44%
713116-Motors & Parts	117,173	26,800	31,800	5,000	18.66%
713117-Hose & Fittings	11,022	24,850	24,850	-	0.00%
713201-Chemicals & Lab Supplies	3,029,725	346,500	351,500	5,000	1.44%
713202-Chlorine		4,250,000	5,325,000	1,075,000	25.29%
713203-Dechlorination Chemicals	449,657	1,000,000	1,050,000	50,000	5.00%
713204-Ferric Chloride	768,286		-	-	0.00%
713207-Odor Control Chemicals	923,217	2,092,500	1,682,500	(410,000)	-19.59%
713208-Pebble Lime	2,357		-	-	0.00%
713209-Polymers	282,744	1,200,000	1,100,000	(100,000)	-8.33%
713210-Sewer Line Chemicals	524	32,000	32,000	-	0.00%
713211-Water Chemicals		3,000	3,000	-	0.00%
713212-Lime Kiln Dust	25,067	250,000	550,000	300,000	120.00%
713213-Wet Weather Polymer	1,136,882	90,000	-	(90,000)	-100.00%
714105-Building Maintenance Supplies	2,722	4,700	6,200	1,500	31.91%
714106-Cleaning Supplies	24,440	25,000	30,000	5,000	20.00%
714107-Clothing	1,115	5,200	5,000	(200)	-3.85%
714109-Data Processing Supplies	1,269		-	-	0.00%
714111-Electrical Supplies, Bulbs, Etc	272,288	152,250	151,500	(750)	-0.49%
714112-Electronic Parts	195,499	65,650	122,650	57,000	86.82%
714115-Fire Code Equipment	46	3,250	3,250	-	0.00%

City of Chattanooga
Operational Budget
Fiscal Year 2024

Row Labels	Actual FY22	Budget FY23	Proposed FY24	Inc (Dec) Proposed vs. Budget	% Change
714117-Food & Ice	6,797	15,000	20,500	5,500	36.67%
714120-Hardware, Nails, Small Tools	26,308	32,350	61,350	29,000	89.64%
714122-Kitchen & Dining Room Supplies	996	500	-	(500)	-100.00%
714123-Machine Shop & Garage Supplies	16,483	23,000	33,000	10,000	43.48%
714124-Medical Supplies (First Aid)	1,061	4,650	5,150	500	10.75%
714125-Oil & Lubricants	14,182	10,700	10,700	-	0.00%
714126-Other Materials & Supplies	6,445	1,250	1,250	-	0.00%
714129-Safety Equipment	35,261	425,500	443,500	18,000	4.23%
714130-Safety Shoes	15,219	35,900	35,500	(400)	-1.11%
714131-Seeds, Trees, Plants, Hort Supplies	7,678	2,700	2,700	-	0.00%
714132-Test Materials	2,622	4,000	4,000	-	0.00%
714133-Welding Supplies	7,657	2,500	2,500	-	0.00%
714134-Landfill Materials	6,720		3,000	3,000	0.00%
714135-Locks & Key supplies	933	4,550	3,300	(1,250)	-27.47%
714136-Dirt mix, Mulch, Topsoil	7,635		3,000	3,000	0.00%
714138-Flags Banners and Signage		800	800	-	0.00%
714140-Chain	1,520		100,000	100,000	0.00%
714141-Machine Parts	36,279	13,750	13,750	-	0.00%
714142-Instrumentation Parts	157	76,950	76,950	-	0.00%
714143-Event Planning, Services and Catering		1,500	1,500	-	0.00%
714144-Batteries	3,927	6,500	10,000	3,500	53.85%
714150-Promotional Items			3,000	3,000	0.00%
Materials & Supplies Total	8,922,451	11,773,925	13,196,025	1,422,100	12.08%
Travel Expense					
721101-Out-of-town Mileage	291	5,700	10,050	4,350	76.32%
721102-Transportation	3,781	17,500	24,000	6,500	37.14%
721201-Hotels	3,197	29,000	41,500	12,500	43.10%
721202-Meals	1,105	17,000	20,700	3,700	21.76%
721301-Registration Fees	8,085	28,400	28,750	350	1.23%
721302-Other Travel Expenses		1,500	1,500	-	0.00%
Travel Expense Total	16,458	99,100	126,500	27,400	27.65%
Vehicle Operating					
731101-Diesel Fuel	115,389	97,250	128,250	31,000	31.88%
731102-Gasoline	101,985	84,350	118,350	34,000	40.31%
731201-Contracted Vehicle Repair	18,014	107,000	107,000	-	0.00%
731203-Vehicle Labor	175,088	183,850	214,350	30,500	16.59%
731204-Vehicle Parts & Supplies	99,498	128,150	138,150	10,000	7.80%
731301-Car Wash	749	1,650	1,750	100	6.06%
731302-Licenses & Titles	536		-	-	0.00%
731401-Fleet Leased Vehicle	377,453	449,500	449,500	-	0.00%
Vehicle Operating Total	888,714	1,051,750	1,157,350	105,600	10.04%
Insurance, Claims, and Damages					
741102-Claims & Damages		160,000	160,000	-	0.00%
742402-Building & Content Insurance	202,588	139,570	199,170	59,600	42.70%
742403-Vehicle & Equipment Insurance	1,754		-	-	0.00%
Insurance, Claims, and Damages Total	204,341	299,570	359,170	59,600	19.90%
Capital Assets					
761102-CIP Engineering Design & Supervision	626	20,000	20,000	-	0.00%
761105-CIP Engineering Construction Consulting			10,000	10,000	0.00%

City of Chattanooga
Operational Budget
Fiscal Year 2024

Row Labels	Actual FY22	Budget FY23	Proposed FY24	Inc (Dec) Proposed vs. Budget	% Change
761117-CIP Sanitary Sewer Construction		2,000,000	2,450,000	450,000	22.50%
761204-Equipment Purchase	244,811	662,500	778,800	116,300	17.55%
761307-Software Development	-		10,000	10,000	0.00%
761308-Computer Software over 15000	4,300		35,000	35,000	0.00%
Capital Assets Total	249,737	2,682,500	3,303,800	621,300	23.16%
Capital Outlay					
772102-Building Equipment		500	500	-	0.00%
772106-Mechanical Equipment	262,179	20,000	20,000	-	0.00%
772107-Other Equipment (Under 5000)		31,000	31,000	-	0.00%
772109-Office Furniture	27,218	48,000	40,000	(8,000)	-16.67%
772111-Computer Software under 15000	14,596	7,500	7,500	-	0.00%
772112-Computer equipment under 5000	53,563	43,500	65,000	21,500	49.43%
772203-Fencing	11,379	35,550	38,550	3,000	8.44%
Capital Outlay Total	368,933	186,050	202,550	16,500	8.87%
Inventory Costs					
751102-COGS Moc Bend Inventory	695,377			-	0.00%
Inventory Costs Total	695,377			-	0.00%
Other Expenses					
781102-Indirect Costs	2,398,650	2,305,600	2,305,600	-	0.00%
781301-Fees, Licenses, & Permits	18,752	37,250	39,200	1,950	5.23%
781303-State Fees Other	4,872	3,600	3,600	-	0.00%
781304-State Plans Review Fee		100	100	-	0.00%
781306-Stormwater Mgmt Fees	13,707	13,450	13,450	-	0.00%
782201-Awards	4,419	50,800	14,200	(36,600)	-72.05%
782202-Donations	1,000		-	-	0.00%
782204-Safety Incentive Awards	1,200	27,000	14,000	(13,000)	-48.15%
782206-Fines		250,000	250,000	-	0.00%
783101-Debt Principal Payments	9,665,982	13,171,829	12,787,049	(384,780)	-2.92%
783151-Debt Interest Payments	3,020,122	3,428,880	3,074,044	(354,836)	-10.35%
783201-Bond Sale Expenses	60,000		-	-	0.00%
789999-Budget - Other Expense		2,040,405	2,155,883	115,478	5.66%
Other Expenses Total	15,188,705	21,328,914	20,657,126	(671,788)	-3.15%
Operations Total	46,160,173	63,717,460	65,049,979	1,332,519	2.09%
Transfers To					
Other Financing Uses					
811402-Transfer to Sewer Capital	1,029,051	8,600,000	5,000,000	(3,600,000)	-41.86%
811409-Transfer to Sewer Consent Decree	19,676,502	41,400,000	48,850,000	7,450,000	18.00%
Other Financing Uses Total	20,705,553	50,000,000	53,850,000	3,850,000	7.70%
Transfers To Total	20,705,553	50,000,000	53,850,000	3,850,000	7.70%
K-Public Works Total	78,760,785	131,500,000	141,749,843	10,249,843	7.79%
6010 - Waste Water Operations Total	78,760,781	131,500,000	141,749,843	10,249,843	7.79%

City of Chattanooga
Proposed Budget - Other Funds
Fiscal Year 2024

Solid Waste	Actual FY22	Budget FY23	Proposed FY24	Inc (Dec) Proposed vs. Budget	% change
Revenues					
Landfill Tipping Fees	726,588	400,000	500,000	100,000	25.00%
City Tipping Fees	4,429,000	4,429,000	4,429,000	-	0.00%
Sale of Property/Scrap	25,440	30,000	30,000	-	0.00%
Sale of Recyclables	14,369	50,000	-	(50,000)	-100.00%
Miscellaneous	288,230	62,000	20,000	(42,000)	-67.74%
Total Revenues	5,483,626	4,971,000	4,979,000	8,000	0.16%

Expenditures					
Recycling Center	1,008,998	988,984	991,297	2,313	0.23%
Waste Disposal – Birchwood & Summit Monitoring	1,326	-	-	-	0.00%
Waste Disposal – City Landfill	1,262,913	2,527,848	2,525,170	(2,678)	-0.11%
Compost Waste Center	595,024	635,000	644,507	9,507	1.50%
Principal	636,630	618,224	635,970	17,746	2.87%
Interest	127,753	105,279	81,819	(23,460)	-22.28%
Bank Fees	610	1,109	1,155	46	4.15%
Capital Improvement	106,099	-	-	-	0.00%
Household Hazardous Waste	130,959	94,556	99,082	4,526	4.79%
Other	6,642	-	-	-	
Total Expenditures	3,876,954	4,971,000	4,979,000	8,000	0.16%

Estimated Incr(Decr) in Fund Balance	1,606,672	-	-
Beginning Fund Balance July 1	3,734,835	3,734,835	3,734,835
Ending Fund Balance June 30	5,341,507	3,734,835	3,734,835
Ending Fund Balance as a % of Total Appropriations	137.78%	75.13%	75.01%



City of Chattanooga
Operational Budget
Fiscal Year 2024

Row Labels	Actual FY22	Budget FY23	Proposed FY24	Inc (Dec) Proposed vs. Budget	% Change
6020 - Solid Waste Operations					
K-Public Works					
CC_K00901 - Recycling Center	1,008,998	988,984	991,297	2,313	0.23%
CC_K50101 - Solid Waste Reserve	1,105			-	0.00%
CC_K50102 - Summit Waste Disposal Monitoring	228			-	0.00%
CC_K50103 - Waste Disposal City Landfill	1,262,913	2,527,848	2,525,170	(2,678)	-0.11%
CC_K50105 - Solid Waste Capital Improvements	106,099			-	0.00%
CC_K50109 - Birchwood Waste Disposal Monitoring	1,098			-	0.00%
CC_K50208 - Waste Debt 2004 TMBF Loan	37,741	39,623	39,761	138	0.35%
CC_K50209 - Waste Debt 2014A Refunding	286,448	276,684	267,628	(9,056)	-3.27%
CC_K50210 - Waste Debt 2017B Refunding	440,806	408,305	411,555	3,250	0.80%
CC_K50403 - Postclosure Summit Landfill	5,076			-	0.00%
CC_K50501 - Compost Waste Center Recycling	595,024	635,000	644,507	9,507	1.50%
CC_K50502 - Household Hazardous Waste Disposal Recycling	130,959	94,556	99,082	4,526	4.79%
CC_K91005 - PW Ent Grant Household Hazardous Waste	460			-	0.00%
K-Public Works Total	3,876,954	4,971,000	4,979,000	8,000	0.16%
6020 - Solid Waste Operations Total	3,876,954	4,971,000	4,979,000	8,000	0.16%



City of Chattanooga
Operational Budget
Fiscal Year 2024

Row Labels	Actual FY22	Budget FY23	Proposed FY24	Inc (Dec) Proposed vs. Budget	% Change
6020 - Solid Waste Operations					
K-Public Works					
Personnel					
Salary and Wages	379,238	448,634	758,832	310,198	69.14%
Fringe Benefits	219,473	458,703	538,832	80,129	17.47%
Personnel Total	598,712	907,337	1,297,664	390,327	43.02%
Operations					
Services	1,982,887	1,585,456	1,735,870	150,414	9.49%
Materials & Supplies	66,291	69,600	72,500	2,900	4.17%
Travel Expense	1,045			-	0.00%
Vehicle Operating	296,338	340,750	365,750	25,000	7.34%
Insurance, Claims, and Damages	4,479			-	0.00%
Capital Assets	18,472			-	0.00%
Capital Outlay	9,613			-	0.00%
Inventory Costs	2,482			-	0.00%
Other Expenses	896,635	921,306	915,592	(5,714)	-0.62%
Operations Total	3,278,243	2,917,112	3,089,712	172,600	5.92%
Transfers To					
Other Financing Uses		1,146,551	591,624	(554,927)	-48.40%
Transfers To Total		1,146,551	591,624	(554,927)	-48.40%
K-Public Works Total	3,876,954	4,971,000	4,979,000	8,000	0.16%
6020 - Solid Waste Operations Total	3,876,954	4,971,000	4,979,000	8,000	0.16%



City of Chattanooga
Operational Budget
Fiscal Year 2024

Row Labels	Actual FY22	Budget FY23	Proposed FY24	Inc (Dec) Proposed vs. Budget	% Change
6020 - Solid Waste Operations					
K-Public Works					
Personnel					
Salary and Wages					
601101-Regular Employees	292,869	441,299	749,577	308,278	69.86%
601105-Injured On Duty Pay	573			-	0.00%
601201-Overtime	28,537			-	0.00%
602105-Cellphone Allowance	2,160	2,160	2,880	720	33.33%
602204-COVID Vaccine Incentive	610			-	0.00%
602301-Personal Leave	35,330			-	0.00%
602304-Longevity	6,900	5,175	6,375	1,200	23.19%
602309-Holiday Pay	12,259			-	0.00%
Salary and Wages Total	379,238	448,634	758,832	310,198	69.14%
Fringe Benefits					
611101-FICA (OASDI)	21,773	27,681	47,705	20,024	72.34%
611102-Medicare	5,092	6,476	11,158	4,682	72.30%
611201-General Pension	77,805	93,490	161,123	67,633	72.34%
611206-Other Post-employment Benefits (Civilian)	22,975	29,067	42,243	13,176	45.33%
611207-OPEB (Grants)	86			-	0.00%
611301-Hospitalization	67,684	272,817	234,304	(38,513)	-14.12%
611302-Life Insurance Benefit	380	490	696	206	42.04%
611303-Long-Term Disability	441	1,418	2,609	1,191	83.99%
611304-Health Savings Accounts	11,730		11,730	11,730	0.00%
611402-Employee Health Savings Acct	5			-	0.00%
611403-On-site Medical Program	11,502	27,264	27,264	-	0.00%
Fringe Benefits Total	219,473	458,703	538,832	80,129	17.47%
Personnel Total	598,712	907,337	1,297,664	390,327	43.02%
Operations					
Services					
701208-On-the-Job Injury Claims	2,151			-	0.00%
702101-Carpentry	586			-	0.00%
702102-Electrical	5,799	2,000	2,000	-	0.00%
702103-Exterminating Service	1,606	3,500	3,500	-	0.00%
702106-Plumbing	2,005	5,500	5,500	-	0.00%
702201-Alarm System Repair	157			-	0.00%
702202-Bldg & Grounds Maintenance		6,000	6,000	-	0.00%
702204-Contracted Repair Service	174,982	60,000	70,000	10,000	16.67%
702207-Maintenance Services	19,584	5,500	15,500	10,000	181.82%
702208-Fire Prevention Measures	461	600	600	-	0.00%
702212-HVAC	855			-	0.00%
702221-IT Maintenance	7,260	5,800	5,800	-	0.00%
702224-Equipment Inspection and Calibration	1,338	1,000	1,000	-	0.00%
702227-IT Maintenance - Support Maintenance		888	888	-	0.00%
702228-Generator Maintenance	4,117			-	0.00%
702229-Contract Mowing	72,799	50,000	165,000	115,000	230.00%
702233-Door Repairs	8,987			-	0.00%
703101-Electricity	48,280	63,000	63,000	-	0.00%
703102-Natural Gas	35,217			-	0.00%
703103-Water	16,912	24,000	24,000	-	0.00%
703109-Sewer	49,741	55,179	55,179	-	0.00%

City of Chattanooga
Operational Budget
Fiscal Year 2024

Row Labels	Actual FY22	Budget FY23	Proposed FY24	Inc (Dec) Proposed vs. Budget	% Change
703201-Telephone Service	562	500	500	-	0.00%
703202-Cellular Phone Service	171			-	0.00%
703204-Internet & Cable Services	1,454	2,500	2,500	-	0.00%
703206-Air Cards	1,914	800	800	-	0.00%
703207-Digital Connectivity	7,825	6,900	6,900	-	0.00%
704102-Clothing & Linen Service	106		200	200	0.00%
704104-Equipment Rental	13,992	7,000	14,000	7,000	100.00%
704105-Property Rental	3,600	1,200	1,200	-	0.00%
704106-Dumpster Rental	882	5,500	5,500	-	0.00%
704107-Floor Mat / Scrapper Rental	1,162	1,200	1,200	-	0.00%
704108-Office Machine Rental	1,408	1,350	1,350	-	0.00%
704204-Alarm Monitoring	384	386	386	-	0.00%
704207-Collection Expense		200	200	-	0.00%
704208-Contracted Repair		1,000	1,000	-	0.00%
704214-Lighting Service	4,616			-	0.00%
704215-Security Services	13,658	15,000	15,000	-	0.00%
704224-N Pollutn Dischg Elim Sys-Education	3,112			-	0.00%
704227-Transfer Station Cost	6,121			-	0.00%
704241-Monitoring Services	6,377			-	0.00%
704306-Dues	325	100	100	-	0.00%
704312-Other Contracted Service	106,099			-	0.00%
704315-Waste Disposal	231,287	137,000	142,668	5,668	4.14%
704317-Contracted Operations	1,112,949	1,110,144	1,110,144	-	0.00%
704407-Wireless Data Communication	136	1,100	1,100	-	0.00%
704499-Incomplete Expense Allocation	166			-	0.00%
704501-Freight, Express & Drayage	211			-	0.00%
704502-Postage	95		1,500	1,500	0.00%
704602-Training Costs			1,000	1,000	0.00%
704702-Bank Service Charges	610	1,109	1,155	46	4.15%
704705-Credit Card Use Charge	10,828	9,500	9,500	-	0.00%
Services Total	1,982,887	1,585,456	1,735,870	150,414	9.49%
Materials & Supplies					
711104-Forms & Printed Material	1,685	1,500	1,500	-	0.00%
711109-Office Supplies & Stationery	2,131		1,500	1,500	0.00%
711110-Technology Accessories & Supplies	202			-	0.00%
711111-Printer Toner Cartridges	1,720			-	0.00%
712101-Asphalt and Asphalt Filler		1,000	1,000	-	0.00%
712105-Gravel, Sand, Stone, Chert, Salt	15,628	20,000	20,000	-	0.00%
712107-Lumber & Wood Products	27			-	0.00%
712110-Pipe & Fittings	181			-	0.00%
712114-Plumbing Supplies	859			-	0.00%
713102-Fasteners	9			-	0.00%
713104-Filters, Misc	869			-	0.00%
713108-Pumps & Pump Parts		4,000	4,000	-	0.00%
713109-Repair Parts	6,261	26,000	26,000	-	0.00%
713117-Hose & Fittings	158			-	0.00%
714105-Building Maintenance Supplies	1,063	1,200	1,200	-	0.00%
714106-Cleaning Supplies	661	200	700	500	250.00%
714107-Clothing	4,565	4,500	4,500	-	0.00%
714111-Electrical Supplies, Bulbs, Etc	4,224	1,000	1,000	-	0.00%
714112-Electronic Parts	1,287			-	0.00%
714117-Food & Ice	1,902		350	350	0.00%

City of Chattanooga
Operational Budget
Fiscal Year 2024

Row Labels	Actual FY22	Budget FY23	Proposed FY24	Inc (Dec) Proposed vs. Budget	% Change
714120-Hardware, Nails, Small Tools	4,147	7,000	7,000	-	0.00%
714125-Oil & Lubricants	881	1,000	1,000	-	0.00%
714129-Safety Equipment	1,433	1,500	1,500	-	0.00%
714130-Safety Shoes	924	700	700	-	0.00%
714133-Welding Supplies	416		500	500	0.00%
714134-Landfill Materials	13,782			-	0.00%
714135-Locks & Key supplies	1,143			-	0.00%
714142-Instrumentation Parts	96			-	0.00%
714144-Batteries	38		50	50	0.00%
Materials & Supplies Total	66,291	69,600	72,500	2,900	4.17%
Travel Expense					
721102-Transportation	67			-	0.00%
721202-Meals	578			-	0.00%
721301-Registration Fees	400			-	0.00%
Travel Expense Total	1,045			-	0.00%
Vehicle Operating					
731101-Diesel Fuel	54,930	35,000	60,000	25,000	71.43%
731102-Gasoline	1,549	1,000	1,000	-	0.00%
731103-Propane	125,618	112,600	112,600	-	0.00%
731201-Contracted Vehicle Repair	1,023	80,000	80,000	-	0.00%
731203-Vehicle Labor	38,906	33,000	33,000	-	0.00%
731204-Vehicle Parts & Supplies	35,161	40,000	40,000	-	0.00%
731401-Fleet Leased Vehicle	39,150	39,150	39,150	-	0.00%
Vehicle Operating Total	296,338	340,750	365,750	25,000	7.34%
Insurance, Claims, and Damages					
742402-Building & Content Insurance	4,479			-	0.00%
Insurance, Claims, and Damages Total	4,479			-	0.00%
Capital Assets					
761204-Equipment Purchase	18,472			-	0.00%
Capital Assets Total	18,472			-	0.00%
Capital Outlay					
772111-Computer Software under 15000	3,003			-	0.00%
772115-Security Equipment	6,611			-	0.00%
Capital Outlay Total	9,613			-	0.00%
Inventory Costs					
751401-Diesel (Fleet ground drop only)	2,482			-	0.00%
Inventory Costs Total	2,482			-	0.00%
Other Expenses					
781102-Indirect Costs	112,000	158,420	158,420	-	0.00%
781301-Fees, Licenses, & Permits	4,000	15,100	15,100	-	0.00%
781303-State Fees Other	6,690			-	0.00%
781306-Stormwater Mgmt Fees	9,361	24,283	24,283	-	0.00%
782204-Safety Incentive Awards	200			-	0.00%
783101-Debt Principal Payments	636,630	618,224	635,970	17,746	2.87%
783151-Debt Interest Payments	127,753	105,279	81,819	(23,460)	-22.28%
Other Expenses Total	896,635	921,306	915,592	(5,714)	-0.62%

City of Chattanooga
Operational Budget
Fiscal Year 2024

Row Labels	Actual FY22	Budget FY23	Proposed FY24	Inc (Dec) Proposed vs. Budget	% Change
Operations Total	3,278,243	2,917,112	3,089,712	172,600	5.92%
Transfers To					
Other Financing Uses					
811411-Transfer to Solid Waste Landfill		1,146,551	591,624	(554,927)	-48.40%
Other Financing Uses Total		1,146,551	591,624	(554,927)	-48.40%
Transfers To Total		1,146,551	591,624	(554,927)	-48.40%
K-Public Works Total	3,876,954	4,971,000	4,979,000	8,000	0.16%
6020 - Solid Waste Operations Total	3,876,954	4,971,000	4,979,000	8,000	0.16%

City of Chattanooga
Proposed Budget - Other Funds
Fiscal Year 2024

Stormwater	Actual FY22	Budget FY23	Proposed FY24	Inc (Dec) Proposed vs. Budget	% change
Revenues					
Water Quality Management Fee	31,160,448	31,492,800	32,000,000	507,200	1.61%
Land Disturbing Permits	521,167	400,120	450,000	49,880	12.47%
Revenue Adjustments	(2,727,328)	-	-	-	0.00%
Other	186,969	-	-	-	0.00%
Total Revenues	29,141,256	31,892,920	32,450,000	557,080	1.75%

Expenditures					
Water Quality Management Administration	4,469,611	6,989,570	7,387,329	397,759	5.69%
Water Quality Maintenance & Operations	7,279,051	10,660,139	10,599,012	(61,127)	-0.57%
Water Quality Site Development	1,128,031	1,467,353	1,543,086	75,733	5.16%
Water Quality Engineering & Project Management	1,403,999	2,785,587	2,846,653	61,066	2.19%
Water Quality Public Education	123,130	469,989	440,504	(29,485)	-6.27%
Renewal & Replacement	16,756	101,000	101,000	-	0.00%
Water Quality Mgmt Gen Fd Subsidy	4,136	-	4,000	4,000	0.00%
Brainerd Levee 1, 2, 3	22,833	53,925	53,925	-	0.00%
Water Quality Orchard Storm Station	34,258	22,325	22,325	-	0.00%
Minor Storm Stations	1,013	14,100	14,100	-	0.00%
Water Quality Green Infrastructure Maintenance	102,715	858,857	1,144,025	285,168	33.20%
Debt Service	-	-	-	-	0.00%
Principal	1,299,124	1,292,250	1,296,582	4,332	0.34%
Interest	532,551	477,480	417,864	(59,616)	-12.49%
Bank Service Charges	306	345	376	31	8.99%
Miscellaneous	2,511	-	-	-	0.00%
Appropriation to Capital Project Fund	-	9,835,000	11,042,500	1,207,500	12.28%
Total Expenditures	16,420,025	35,027,920	36,913,281	1,885,361	5.38%

Estimated Incr(Decr) in Fund Balance	12,721,231	(3,135,000)	(4,463,281)
Beginning Fund Balance July 1	41,462,068	41,462,068	38,327,068
Ending Fund Balance June 30	54,183,299	38,327,068	33,863,787
Ending Fund Balance as a % of Total Appropriations	329.98%	109.42%	91.74%



City of Chattanooga
Operational Budget
Fiscal Year 2024

Row Labels	Actual FY22	Budget FY23	Proposed FY24	Inc (Dec) Proposed vs. Budget	% Change
6030 - Stormwater Mgmt Operations					
K-Public Works					
CC_K70101 - Stormwater Management	4,469,611	6,989,570	7,387,329	397,759	5.69%
CC_K70102 - Stormwater Renewal & Replacement	16,756	101,000	101,000	-	0.00%
CC_K70103 - Stormwater Mgmt Gen Fd Subsidy	4,136		4,000	4,000	0.00%
CC_K70104 - Stormwater Maintenance & Operation	7,279,051	10,660,139	10,599,012	(61,127)	-0.57%
CC_K70105 - Stormwater Site Devel & Construction &	1,128,031	1,467,353	1,543,086	75,733	5.16%
CC_K70106 - Stormwater Engineering & Project	1,403,999	2,785,587	2,846,653	61,066	2.19%
CC_K70107 - Stormwater Public Education	123,130	469,989	440,504	(29,485)	-6.27%
CC_K70110 - Stormwater Brainerd Levee 1 & 2 & 3	22,833	53,925	53,925	-	0.00%
CC_K70111 - Stormwater Orchard Knob Storm Station	34,258	22,325	22,325	-	0.00%
CC_K70112 - Stormwater Minor Storm Station	1,013	14,100	14,100	-	0.00%
CC_K70113 - Stormwater Green Infrastructure Maintenance	102,715	858,857	1,144,025	285,168	33.20%
CC_K70207 - Stormwater Debt 2013 Bonds	456,684	438,969	424,768	(14,201)	-3.24%
CC_K70208 - Stormwater Debt 2014A Refunding	70,712	68,304	66,058	(2,246)	-3.29%
CC_K70209 - Stormwater Debt 2015 GO Bonds	788,550	769,650	742,680	(26,970)	-3.50%
CC_K70210 - Stormwater Debt 2017B Refunding	126,017	116,020	116,270	250	0.22%
CC_K70211 - Stormwater Debt 2019A Bond	390,018	377,132	365,046	(12,086)	-3.20%
CC_K70301 - Stormwater Appropriation to Capital		9,835,000	11,042,500	1,207,500	12.28%
CC_K70401 - Stormwater Mgmt Depreciation	1,798		-	-	0.00%
CC_K70404 - Stormwater Pension & OPEB Adjustments	713		-	-	0.00%
K-Public Works Total	16,420,025	35,027,920	36,913,281	1,885,361	5.38%
6030 - Stormwater Mgmt Operations Total	16,420,025	35,027,920	36,913,281	1,885,361	5.38%
Grand Total	16,420,025	35,027,920	36,913,281	1,885,361	5.38%



City of Chattanooga
Operational Budget
Fiscal Year 2024

Row Labels	Actual FY22	Budget FY23	Proposed FY24	Inc (Dec) Proposed vs. Budget	% Change
6030 - Stormwater Mgmt Operations					
K-Public Works					
Personnel					
Salary and Wages	5,876,752	7,616,985	8,165,524	548,539	7.20%
Fringe Benefits	3,260,374	5,122,387	4,970,994	(151,393)	-2.96%
Personnel Total	9,137,127	12,739,372	13,136,518	397,146	3.12%
Operations					
Services	1,681,024	4,276,009	4,345,308	69,299	1.62%
Materials & Supplies	819,672	1,970,544	2,044,044	73,500	3.73%
Travel Expense	12,251	37,675	45,075	7,400	19.64%
Vehicle Operating	1,226,060	1,344,303	1,380,103	35,800	2.66%
Insurance, Claims, and Damages	6,356	850	850	-	0.00%
Capital Assets	80,679	176,850	176,850	-	0.00%
Capital Outlay	18,384	32,200	32,200	-	0.00%
Other Expenses	3,438,472	4,615,117	4,709,833	94,716	2.05%
Operations Total	7,282,898	12,453,548	12,734,263	280,715	2.25%
Transfers To					
Other Financing Uses		9,835,000	11,042,500	1,207,500	12.28%
Transfers To Total		9,835,000	11,042,500	1,207,500	12.28%
K-Public Works Total	16,420,025	35,027,920	36,913,281	1,885,361	5.38%
6030 - Stormwater Mgmt Operations Total	16,420,025	35,027,920	36,913,281	1,885,361	5.38%
Grand Total	16,420,025	35,027,920	36,913,281	1,885,361	5.38%



City of Chattanooga
Operational Budget
Fiscal Year 2024

Row Labels	Actual FY22	Budget FY23	Proposed FY24	Inc (Dec) Proposed vs. Budget	% Change
6030 - Stormwater Mgmt Operations					
K-Public Works					
Personnel					
Salary and Wages					
601101-Regular Employees	4,837,622	7,490,808	8,042,218	551,410	7.36%
601105-Injured On Duty Pay	30,799			-	0.00%
601201-Overtime	56,138			-	0.00%
601202-Compensatory Time	16,947			-	0.00%
602105-Cellphone Allowance	39,666	40,113	40,764	651	1.62%
602201-Incentive Awards	2,060			-	0.00%
602204-COVID Vaccine Incentive	9,817			-	0.00%
602301-Personal Leave	625,987			-	0.00%
602303-Final Leave Payout	9,369			-	0.00%
602304-Longevity	78,203	86,064	82,542	(3,522)	-4.09%
602306-Call Back Pay	973			-	0.00%
602307-On Call Pay	4,459			-	0.00%
602308-Bereavement Pay	6,859			-	0.00%
602309-Holiday Pay	157,854			-	0.00%
Salary and Wages Total	5,876,752	7,616,985	8,165,524	548,539	7.20%
Fringe Benefits					
611101-FICA (OASDI)	342,318	469,762	509,784	40,022	8.52%
611102-Medicare	80,058	109,860	119,227	9,367	8.53%
611201-General Pension	1,203,995	1,586,585	1,721,720	135,135	8.52%
611206-Other Post-employment Benefits (Civilian)	359,933	493,258	451,401	(41,857)	-8.49%
611301-Hospitalization	1,034,352	2,124,111	1,827,714	(296,397)	-13.95%
611302-Life Insurance Benefit	5,988	8,640	6,965	(1,675)	-19.39%
611303-Long-Term Disability	7,179	22,336	27,876	5,540	24.80%
611304-Health Savings Accounts	50,950	43,684	59,007	15,323	35.08%
611402-Employee Health Savings Acct	47			-	0.00%
611403-On-site Medical Program	175,554	264,151	247,300	(16,851)	-6.38%
Fringe Benefits Total	3,260,374	5,122,387	4,970,994	(151,393)	-2.96%
Personnel Total	9,137,127	12,739,372	13,136,518	397,146	3.12%
Operations					
Services					
701103-Consultant Fees	21,665	270,000	270,000	-	0.00%
701104-Court Reporter & Transcriber Fees	200			-	0.00%
701105-Engineering Non-construction Consulting	58,010	85,000	85,000	-	0.00%
701111-IT Hosting & Managed Services		3,500	3,500	-	0.00%
701208-On-the-Job Injury Claims	94,910	140,000	140,000	-	0.00%
701213-On-the-Job Injury Settlement Claims	189,201	15,000	15,000	-	0.00%
702101-Carpentry	488			-	0.00%
702102-Electrical		28,850	28,850	-	0.00%
702104-Masonry	848	3,500	3,500	-	0.00%
702106-Plumbing	19,492	40,650	105,650	65,000	159.90%
702107-Mechanical Trades	371	4,500	4,500	-	0.00%
702110-Tree Maintenance & Planting	965			-	0.00%
702111-Irrigation	23			-	0.00%
702202-Bldg & Grounds Maintenance	44	1,500	1,500	-	0.00%
702204-Contracted Repair Service	12,529	360,000	360,000	-	0.00%
702205-Electric Motor Drive Repair		4,000	4,000	-	0.00%
702207-Maintenance Services	17,263	107,100	72,100	(35,000)	-32.68%

City of Chattanooga
Operational Budget
Fiscal Year 2024

Row Labels	Actual FY22	Budget FY23	Proposed FY24	Inc (Dec) Proposed vs. Budget	% Change
702208-Fire Prevention Measures	29			-	0.00%
702211-Grounds	23,000	56,500	56,500	-	0.00%
702213-Labor	2,045	2,000	2,000	-	0.00%
702214-Landscaping	6,304	8,500	8,500	-	0.00%
702216-Roof Repair		2,000	2,000	-	0.00%
702218-Pump Repairs		3,500	3,500	-	0.00%
702221-IT Maintenance	130,465	186,000	186,000	-	0.00%
702225-IT Maintenance - Licensing	13,927	137,000	137,000	-	0.00%
702226-IT Maintenance - Hosting		20,500	20,500	-	0.00%
702227-IT Maintenance - Support Maintenance	62,777	93,000	93,000	-	0.00%
702228-Generator Maintenance	10			-	0.00%
702229-Contract Mowing	23,464			-	0.00%
702232-Fence Repairs	132			-	0.00%
703101-Electricity	58,732	40,600	40,600	-	0.00%
703103-Water	54,562	25,000	25,000	-	0.00%
703202-Cellular Phone Service	745	1,000	1,000	-	0.00%
703204-Internet & Cable Services	24	8,450	8,450	-	0.00%
703206-Air Cards	20,862	21,000	21,000	-	0.00%
703207-Digital Connectivity	71,849	78,450	78,450	-	0.00%
704104-Equipment Rental	3,582	25,000	25,000	-	0.00%
704106-Dumpster Rental		1,500	1,500	-	0.00%
704108-Office Machine Rental	6,013	14,500	14,500	-	0.00%
704109-Traffic Control - Rental	6,829	6,200	6,200	-	0.00%
704201-Advertising		15,000	15,000	-	0.00%
704207-Collection Expense	113,639	125,000	125,000	-	0.00%
704208-Contracted Repair		500	500	-	0.00%
704210-Printing	300	700	700	-	0.00%
704215-Security Services	6,702			-	0.00%
704217-Photographic Services	201,348			-	0.00%
704222-N Pollutn Dischg Elim Sys-Sampling	40,756	75,000	79,000	4,000	5.33%
704224-N Pollutn Dischg Elim Sys-Education	2,500	13,500	13,500	-	0.00%
704227-Transfer Station Cost	27,975	75,000	75,000	-	0.00%
704238-Animal Control Contracted Services	3,660	3,500	3,500	-	0.00%
704239-Bio-Hazard / Environmental Services	126,850			-	0.00%
704306-Dues	5,707	8,375	8,375	-	0.00%
704307-Employment Agencies		2,200	2,200	-	0.00%
704309-Meeting Expense		750	750	-	0.00%
704310-Local Mileage	3,707	1,100	1,100	-	0.00%
704312-Other Contracted Service	181,881	1,977,500	2,012,500	35,000	1.77%
704315-Waste Disposal	2,777	12,000	12,000	-	0.00%
704317-Contracted Operations	380	20,500	20,500	-	0.00%
704319-Parking	12,427	16,210	16,210	-	0.00%
704329-Radio Maintenance	6,779	6,779	7,047	268	3.95%
704330-Demolition Services	350			-	0.00%
704332-Pipeline Inspection Services		500	500	-	0.00%
704333-Flowmeter and Rain Gauge Services		80,000	80,000	-	0.00%
704334-Outside Laboratory Services	27	12,000	12,000	-	0.00%
704338-Street and Parking Lot Cleaning Services	16,560			-	0.00%
704403-Disputed Purchasing Card Expense	12			-	0.00%
704407-Wireless Data Communication	2,244	7,000	7,000	-	0.00%
704499-Incomplete Expense Allocation	744			-	0.00%
704501-Freight, Express & Drayage	990	850	850	-	0.00%
704502-Postage	1,261	4,300	4,300	-	0.00%

City of Chattanooga
Operational Budget
Fiscal Year 2024

Row Labels	Actual FY22	Budget FY23	Proposed FY24	Inc (Dec) Proposed vs. Budget	% Change
704601-Local Registration Fees	11,446	12,100	12,100	-	0.00%
704602-Training Costs	8,331	11,000	11,000	-	0.00%
704702-Bank Service Charges	306	345	376	31	8.99%
Services Total	1,681,024	4,276,009	4,345,308	69,299	1.62%
Materials & Supplies					
711102-Books		375	375	-	0.00%
711104-Forms & Printed Material	429	100	100	-	0.00%
711108-Periodicals, Publications		400	400	-	0.00%
711109-Office Supplies & Stationery	8,476	3,500	3,500	-	0.00%
711110-Technology Accessories & Supplies	4,507	2,725	2,725	-	0.00%
711111-Printer Toner Cartridges	106	1,950	1,950	-	0.00%
712101-Asphalt and Asphalt Filler	204,592	155,000	175,000	20,000	12.90%
712102-Brick & Concrete Blocks	14,894	35,000	35,000	-	0.00%
712103-Cement, Lime, & Plaster	1,588	15,000	15,000	-	0.00%
712104-Concrete, Clay Pipe, & Fittings	169,965	225,000	225,000	-	0.00%
712105-Gravel, Sand, Stone, Chert, Salt	195,789	190,000	190,000	-	0.00%
712107-Lumber & Wood Products	8,550	18,500	18,500	-	0.00%
712108-Other Constr & Bldg Materials	920	35,000	35,000	-	0.00%
712109-Paint		400	400	-	0.00%
712110-Pipe & Fittings	50,227	95,000	95,000	-	0.00%
712111-Sewer Grates & Manhole Covers	23,120	80,000	80,000	-	0.00%
712114-Plumbing Supplies	350	200	200	-	0.00%
712115-Manhole Bases, Sections, & Frames	1,109	10,000	10,000	-	0.00%
713102-Fasteners	330	5,500	5,500	-	0.00%
713109-Repair Parts	24,111	25,000	25,000	-	0.00%
713117-Hose & Fittings	717	2,000	2,000	-	0.00%
713201-Chemicals & Lab Supplies	4,413	1,500	5,000	3,500	233.33%
714105-Building Maintenance Supplies	2,686	1,000	1,000	-	0.00%
714106-Cleaning Supplies	139	2,150	2,150	-	0.00%
714107-Clothing	8,754	16,600	17,100	500	3.01%
714111-Electrical Supplies, Bulbs, Etc		2,500	2,500	-	0.00%
714117-Food & Ice	1,099	3,225	3,225	-	0.00%
714120-Hardware, Nails, Small Tools	17,380	14,500	14,500	-	0.00%
714125-Oil & Lubricants	208	200	200	-	0.00%
714126-Other Materials & Supplies	193	84,000	84,000	-	0.00%
714129-Safety Equipment	10,461	12,250	12,250	-	0.00%
714130-Safety Shoes	12,565	13,300	13,300	-	0.00%
714131-Seeds, Trees, Plants, Hort Supplies	30,011	41,000	89,500	48,500	118.29%
714133-Welding Supplies		400	400	-	0.00%
714135-Locks & Key supplies	468	300	300	-	0.00%
714136-Dirt mix, Mulch, Topsoil	19,673	12,500	12,500	-	0.00%
714138-Flags Banners and Signage	215	1,000	1,000	-	0.00%
714140-Chain	265	5,000	5,000	-	0.00%
714141-Machine Parts	162			-	0.00%
714142-Instrumentation Parts		500	500	-	0.00%
714143-Event Planning, Services and Catering		1,400	2,000	600	42.86%
714144-Batteries	18	425	425	-	0.00%
714145-Classroom/Childcare Educational Supplies	1,000	750	750	-	0.00%
714150-Promotional Items	182	1,400	1,800	400	28.57%
719999-Budget - Materials & Supplies		853,994	853,994	-	0.00%
Materials & Supplies Total	819,672	1,970,544	2,044,044	73,500	3.73%

City of Chattanooga
Operational Budget
Fiscal Year 2024

Row Labels	Actual FY22	Budget FY23	Proposed FY24	Inc (Dec) Proposed vs. Budget	% Change
Travel Expense					
721101-Out-of-town Mileage	128	3,500	3,500	-	0.00%
721102-Transportation	332	6,100	7,100	1,000	16.39%
721201-Hotels	4,386	11,800	14,800	3,000	25.42%
721202-Meals	2,070	6,450	6,450	-	0.00%
721301-Registration Fees	3,438	8,700	12,100	3,400	39.08%
721302-Other Travel Expenses	1,897	875	875	-	0.00%
721399-Travel Advance		250	250	-	0.00%
Travel Expense Total	12,251	37,675	45,075	7,400	19.64%
Vehicle Operating					
731101-Diesel Fuel	154,434	120,000	150,000	30,000	25.00%
731102-Gasoline	65,887	54,200	60,000	5,800	10.70%
731201-Contracted Vehicle Repair		65,000	65,000	-	0.00%
731203-Vehicle Labor	152,891	155,950	155,950	-	0.00%
731204-Vehicle Parts & Supplies	118,110	144,000	144,000	-	0.00%
731301-Car Wash	743			-	0.00%
731401-Fleet Leased Vehicle	733,686	805,153	805,153	-	0.00%
731403-Vehicle rental - local use	309			-	0.00%
Vehicle Operating Total	1,226,060	1,344,303	1,380,103	35,800	2.66%
Insurance, Claims, and Damages					
742402-Building & Content Insurance	4,603	850	850	-	0.00%
742403-Vehicle & Equipment Insurance	1,754			-	0.00%
Insurance, Claims, and Damages Total	6,356	850	850	-	0.00%
Capital Assets					
761104-CIP Engineer's Testing	39,637	100,000	100,000	-	0.00%
761106-CIP Engineering Fees		350	350	-	0.00%
761112-CIP Park Development		1,500	1,500	-	0.00%
761204-Equipment Purchase	41,042	75,000	75,000	-	0.00%
Capital Assets Total	80,679	176,850	176,850	-	0.00%
Capital Outlay					
771102-Gutter Repairs	116			-	0.00%
772104-Grounds Equipment	23			-	0.00%
772105-Heating & Cooling Equipment	479			-	0.00%
772106-Mechanical Equipment	3,215			-	0.00%
772107-Other Equipment (Under 5000)	1,220			-	0.00%
772109-Office Furniture		1,000	1,000	-	0.00%
772111-Computer Software under 15000		7,000	7,000	-	0.00%
772112-Computer equipment under 5000	12,709	20,000	20,000	-	0.00%
772203-Fencing	622	4,200	4,200	-	0.00%
Capital Outlay Total	18,384	32,200	32,200	-	0.00%
Other Expenses					
781102-Indirect Costs	1,503,324	1,755,791	1,755,791	-	0.00%
781103-Space Costs	32,427	49,746	49,746	-	0.00%
781105-Municipal Billing Overhead		21,000	21,000	-	0.00%
781301-Fees, Licenses, & Permits	850	8,400	8,400	-	0.00%
781303-State Fees Other		5,000	5,000	-	0.00%
781306-Stormwater Mgmt Fees		2,500	2,500	-	0.00%
782201-Awards	862	2,950	2,950	-	0.00%

City of Chattanooga
Operational Budget
Fiscal Year 2024

Row Labels	Actual FY22	Budget FY23	Proposed FY24	Inc (Dec) Proposed vs. Budget	% Change
782204-Safety Incentive Awards	200			-	0.00%
782210-Program Expense	69,134	1,000,000	1,150,000	150,000	15.00%
783101-Debt Principal Payments	1,299,124	1,292,250	1,296,582	4,332	0.34%
783151-Debt Interest Payments	532,551	477,480	417,864	(59,616)	-12.49%
Other Expenses Total	3,438,472	4,615,117	4,709,833	94,716	2.05%
Operations Total	7,282,898	12,453,548	12,734,263	280,715	2.25%
Transfers To					
Other Financing Uses					
811406-Transfer to Stormwater Capital		9,835,000	11,042,500	1,207,500	12.28%
Other Financing Uses Total		9,835,000	11,042,500	1,207,500	12.28%
Transfers To Total		9,835,000	11,042,500	1,207,500	12.28%
K-Public Works Total	16,420,025	35,027,920	36,913,281	1,885,361	5.38%
6030 - Stormwater Mgmt Operations Total	16,420,025	35,027,920	36,913,281	1,885,361	5.38%
Grand Total	16,420,025	35,027,920	36,913,281	1,885,361	5.38%



City of Chattanooga
Proposed Budget - Other Funds
Fiscal Year 2024

Narcotics	Actual FY22	Budget FY23	Proposed FY24	Inc (Dec) Proposed vs. Budget	% change
Revenues					
Confiscated Narcotics Funds	215,625	80,000	80,000	-	0.00%
Fines, Forfeitures and Penalties	19,550	-		-	0.00%
Other Revenue	-	20,000	20,000	-	0.00%
Total Revenues	235,175	100,000	100,000	-	0.00%

Expenditures					
Operations	296,185	350,000	200,000	(150,000)	-42.86%
Total Expenditures	296,185	350,000	200,000	(150,000)	-42.86%

Estimated Incr(Decr) in Fund Balance	(61,010)	(250,000)	(100,000)
Beginning Fund Balance July 1	983,565	983,566	883,566
Ending Fund Balance June 30	922,555	733,566	783,566
Ending Fund Balance as a % of Total Appropriations	311.48%	209.59%	391.78%



City of Chattanooga
Operational Budget
Fiscal Year 2024

Row Labels	Actual FY22	Budget FY23	Proposed FY24	Inc (Dec) Proposed vs. Budget	% Change
2040 - Narcotics Fund					
H-Police					
CC_H10301 - Narcotics Program	218,816	350,000	200,000	(150,000)	-42.86%
H-Police Total	218,816	350,000	200,000	(150,000)	-42.86%
2040 - Narcotics Fund Total	218,816	350,000	200,000	(150,000)	-42.86%



City of Chattanooga
Operational Budget
Fiscal Year 2024

Row Labels	Actual FY22	Budget FY23	Proposed FY24	Inc (Dec) Proposed vs. Budget	% Change
2040 - Narcotics Fund					
H-Police					
Operations					
Services	204,384	350,000	200,000	(150,000)	-42.86%
Materials & Supplies	3,680			-	0.00%
Travel Expense	5,407			-	0.00%
Vehicle Operating	4,932			-	0.00%
Capital Outlay	413			-	0.00%
Operations Total	218,816	350,000	200,000	(150,000)	-42.86%
H-Police Total	218,816	350,000	200,000	(150,000)	-42.86%
2040 - Narcotics Fund Total	218,816	350,000	200,000	(150,000)	-42.86%



City of Chattanooga
Operational Budget
Fiscal Year 2024

Row Labels	Actual FY22	Budget FY23	Proposed FY24	Inc (Dec) Proposed vs. Budget	% Change
2040 - Narcotics Fund					
H-Police					
Operations					
Services					
701107-Investigative Services	174,790			-	0.00%
702225-IT Maintenance - Licensing	3,070			-	0.00%
702227-IT Maintenance - Support Maintenance	8,446			-	0.00%
703202-Cellular Phone Service	15,837			-	0.00%
703206-Air Cards	1,531			-	0.00%
704321-County Trustee Collection Fee	644			-	0.00%
704602-Training Costs	65			-	0.00%
709999-Budget - Services		350,000	200,000	(150,000)	-42.86%
Services Total	204,384	350,000	200,000	(150,000)	-42.86%
Materials & Supplies					
711109-Office Supplies & Stationery	182			-	0.00%
714129-Safety Equipment	3,499			-	0.00%
Materials & Supplies Total	3,680			-	0.00%
Travel Expense					
721201-Hotels	2,497			-	0.00%
721301-Registration Fees	2,910			-	0.00%
Travel Expense Total	5,407			-	0.00%
Vehicle Operating					
731201-Contracted Vehicle Repair	2,684			-	0.00%
731204-Vehicle Parts & Supplies	2,248			-	0.00%
Vehicle Operating Total	4,932			-	0.00%
Capital Outlay					
772107-Other Equipment (Under 5000)	413			-	0.00%
Capital Outlay Total	413			-	0.00%
Operations Total	218,816	350,000	200,000	(150,000)	-42.86%
H-Police Total	218,816	350,000	200,000	(150,000)	-42.86%
2040 - Narcotics Fund Total	218,816	350,000	200,000	(150,000)	-42.86%



City of Chattanooga
Proposed Budget - Other Funds
Fiscal Year 2024

Automated Traffic	Actual FY22	Budget FY23	Proposed FY24	Inc (Dec) Proposed vs. Budget	% change
Revenues					
Automated Traffic & Speeding Fines	1,671,520	2,200,000	2,200,000	0	0.00%
Total Revenues	1,671,520	2,200,000	2,200,000	0	0.00%

Expenditures					
Traffic Enforcement Operations	1,330,216	1,734,000	1,975,230	241,230	13.91%
Total Expenditures	1,330,216	1,734,000	1,975,230	241,230	13.91%

Estimated Incr(Decr) in Fund Balance	341,304	466,000	224,770
Beginning Fund Balance July 1	1,206,709	1,201,878	868,750
Ending Fund Balance June 30	1,548,013	1,667,878	1,093,520
Ending Fund Balance as a % of Total Appropriations	116.37%	96.19%	55.36%



City of Chattanooga
Operational Budget
Fiscal Year 2024

Row Labels	Actual FY22	Budget FY23	Proposed FY24	Inc (Dec) Proposed vs. Budget	% Change
9091 - Automated Traffic Enforcement					
A-General Gov't & Agencies					
CC_A21001 - Automated Enforcement Camera Admin	1,250,388	1,734,000	1,975,230	241,230	13.91%
CC_A21003 - Automated Enforcement Speed Mobile	280			-	0.00%
CC_A21004 - Automated Enforcement Red Light	79,548			-	0.00%
A-General Gov't & Agencies Total	1,330,216	1,734,000	1,975,230	241,230	13.91%
9091 - Automated Traffic Enforcement Total	1,330,216	1,734,000	1,975,230	241,230	13.91%



City of Chattanooga
Operational Budget
Fiscal Year 2024

Row Labels	Actual FY22	Budget FY23	Proposed FY24	Inc (Dec) Proposed vs. Budget	% Change
9091 - Automated Traffic Enforcement					
A-General Gov't & Agencies					
Personnel					
Salary and Wages			72,663	72,663	0.00%
Fringe Benefits			46,567	46,567	0.00%
Personnel Total			119,230	119,230	0.00%
Operations					
Services	1,330,216	1,230,000	1,326,000	96,000	7.80%
Materials & Supplies			20,000	20,000	0.00%
Capital Assets		304,000	310,000	6,000	1.97%
Capital Outlay		200,000	200,000	-	0.00%
Operations Total	1,330,216	1,734,000	1,856,000	122,000	7.04%
A-General Gov't & Agencies Total	1,330,216	1,734,000	1,975,230	241,230	13.91%
9091 - Automated Traffic Enforcement Total	1,330,216	1,734,000	1,975,230	241,230	13.91%



City of Chattanooga
Operational Budget
Fiscal Year 2024

Row Labels	Actual FY22	Budget FY23	Proposed FY24	Inc (Dec) Proposed vs. Budget	% Change
9091 - Automated Traffic Enforcement					
A-General Gov't & Agencies					
Personnel					
Salary and Wages					
601101-Regular Employees			72,663	72,663	0.00%
Salary and Wages Total			72,663	72,663	0.00%
Fringe Benefits					
611101-FICA (OASDI)			4,645	4,645	0.00%
611102-Medicare			1,086	1,086	0.00%
611201-General Pension			15,687	15,687	0.00%
611206-Other Post-employment Benefits (Civilian)			4,113	4,113	0.00%
611301-Hospitalization			19,031	19,031	0.00%
611302-Life Insurance Benefit			48	48	0.00%
611303-Long-Term Disability			253	253	0.00%
611403-On-site Medical Program			1,704	1,704	0.00%
Fringe Benefits Total			46,567	46,567	0.00%
Personnel Total			119,230	119,230	0.00%
Operations					
Services					
704312-Other Contracted Service	849,998	1,200,000	950,000	(250,000)	-20.83%
704323-Fixed Speed Fee	378,420		350,000	350,000	0.00%
704324-Fixed Speed City Court Fee	11,606	5,000	10,000	5,000	100.00%
704326-Mobile Speed City Court Fee	280			-	0.00%
704327-Red Light Fee	77,294		1,000	1,000	0.00%
704328-Red Light City Court Fee	2,618		-	-	0.00%
704602-Training Costs	10,000	25,000	15,000	(10,000)	-40.00%
Services Total	1,330,216	1,230,000	1,326,000	96,000	7.80%
Materials & Supplies					
711110-Technology Accessories & Supplies			20,000	20,000	0.00%
Materials & Supplies Total			20,000	20,000	0.00%
Capital Assets					
761303-Computer Equipment over 5000		304,000	310,000	6,000	1.97%
Capital Assets Total		304,000	310,000	6,000	1.97%
Capital Outlay					
772116-Traffic Lights and Equipment		200,000	200,000	-	0.00%
Capital Outlay Total		200,000	200,000	-	0.00%
Operations Total	1,330,216	1,734,000	1,856,000	122,000	7.04%
A-General Gov't & Agencies Total	1,330,216	1,734,000	1,975,230	241,230	13.91%
9091 - Automated Traffic Enforcement Total	1,330,216	1,734,000	1,975,230	241,230	13.91%





ONE CHATTANOOGA
CAPITAL BUDGET
2024-2028

CITY OF CHATTANOOGA • MAYOR TIM KELLY





Introduction

The FY24-28 Capital Improvement Plan (CIP) is the City of Chattanooga's five-year plan for capital improvement throughout Chattanooga. The first year of the CIP is the fiscally constrained budget, whereas the successive years are a roadmap for future action. Maintaining critical infrastructure, investing in public safety, reimagining great outdoor spaces, delivering effective services to all Chattanoogaans, and more; this CIP continues the City's investment in the goals and strategies of the One Chattanooga strategic plan. **The information below provides summaries of the projects included in the FY24 capital budget.** Funding sources for these projects include reserve funds, general obligation bonds, grants, external funds, internal service funds, and state loan funds.

General Government Projects

Better Government

Projects Funded: 8

Total Funding: \$5,947,000

% External Funding: 11%

City Hall Annex Renovation

Replacement of existing elevator and additional renovation at City Hall Annex

City Network Rebuild

Refresh of network infrastructure essential for City operations

Digital Infrastructure Investments

Citywide branding and website implementation

DRC Roof Replacement

Replacement of the Development Resource Center roof at the end of its useful life and installation of solar array to reduce energy costs

Google Workspace Back-up

Email retention compliance update and expansion

Major Capital Maintenance Improvements Downtown Campus & Other Facilities

This funding will address major building system elements at City facilities identified in the Facilities Assessment Evaluations, such as HVAC systems, roofing system replacements, structural repairs, floor replacements, restroom rehabilitation, building code upgrades, and ADA Compliance.

Security Compliance Tools

Cyber Security risk assessment and management network security tools

Wood Recycle Services Relocation

Grading, filling, installation of electrical infrastructure to support the relocation of the Brush and Trash Operations to the New Wood Recycle Management Building

Economic Development

Projects Funded:

Total Funding: \$300,000

% External Funding: 0

Land Acquisition - Lead Abatement Program

Acquisition of property for storage related to EPA-funded lead abatement program

Education

Projects Funded: 1

Total Funding: \$100,000

% External Funding: 0

Ignite Discovery Capital Campaign

Year four of five year funding commitment to the Creative Discovery Museum's capital campaign to enhance visitors' experience and ensure long term sustainability

Fleet

Projects Funded: 2

Total Funding: \$5,775,000

% External Funding: 0

Fleet Capital Infusion

Appropriate Fleet Program Reserve funds so that they may be used to replace vehicles currently in the program that are at the end of their lease terms

Refuse Trucks

Purchase of new refuse trucks to replace existing trucks and expand refuse collection

Neighborhoods

Projects Funded: 7

Total Funding: \$2,300,000

% External Funding: 9%

CDBG Sidewalks

Construction of sidewalks in designated low-income neighborhoods where pedestrian travel is necessary for many residents

Community Center Swimming Pool Repairs

Repairs to community center swimming pools

Hixson Community Center

Repair and remodeling of Hixson Community Center including the auditorium

Major Capital Maintenance Improvements Community Centers

This funding will address major building system elements at Community Centers identified in the Facilities Assessment Evaluations, such as HVAC systems, roofing system replacements, structural repairs, floor replacements, restroom rehabilitation, building code upgrades, and ADA Compliance.

Plan of Services Obligations

Funds for pending obligations

Raccoon Mountain Water Service

Extension of water service to Raccoon Mountain

Washington Hills Community Center

Design for the Washington Hills Community Center

Outdoors

Projects Funded: 6

Total Funding: \$3,415,000

% External Funding: 0

Chattanooga Skatepark

Construction of the new Chattanooga Skatepark currently in design

Lynnbrook Park

Additional funding for Lynnbrook Park construction due to increased construction costs

Parks and Outdoors Plan Deferred Maintenance

Implementation of recommendations for Deferred Maintenance from the Parks and Outdoors Plan

Parks and Outdoors Plan Recommended Master Plans

The Parks and Outdoors Plan recommends several major renovations plus New Parks, Greenways, and Blueways. Master Plans are the first step towards implementation of the plan's recommendations and include public engagement through schematic design to determine the community-driven scope for each park identified.

Provence Park

Creation of a new City park to bring the City into compliance with Tennessee Department of Environment and Conservation and National Park Service and to restore eligibility for Outdoor Recreation Legacy Partnership and Land and Water Conservation funding.

Schoolyards Program

In coordination with the Trust for Public Land, expansion of park access through existing schoolyards as identified in the Parks and Outdoors Plan

Public Safety

Projects Funded: 8

Total Funding: \$9,411,000

% External Funding: 19%

Apparatus Replacement Plan

The Chattanooga Fire Department's Apparatus Replacement Plan (ARP) strategically plans toward the replacement of fire response apparatus. Of all of the vehicles used by the department, these are the frontline workhorses of the department. Firefighters provide exceptional service every hour of every day, and they could not do it without fire apparatus. FY24 and future year funding will replace apparatus which are at the end of their useful life and implement an ongoing replacement schedule.

Citywide Camera Refresh

The Department of Technology Services maintains the support and functionality of the citywide camera system including maintenance, damage, licensing and end-of-life replacement. This funding will be used to maintain devices, refresh old equipment, and schedule new installations.

Fire Station Capital Maintenance

Fire station and building maintenance is vital to ensuring a healthy and operable place for firefighters to work and live. This project will fund major maintenance projects, including HVAC repair, roof repair, exhaust systems, security systems, and more.

Fire Training Tower Replacement

In partnership with the Hamilton County Office of Emergency Management and Homeland Security, the Chattanooga Fire Department will demolish the old training tower, and design and build a new replacement fire training tower to be used for skill-based training in various disciplines for both fire cadets and current firefighters. The new tower will be a part of the

regional training facility for other departments, including all of the Hamilton County volunteer agencies.

Law Enforcement Training Center

Design and construction of the new Law Enforcement Training Center to replace the existing firing range and consolidate other training activities held in various temporary locations

Police Laptop Replacement

Replacement of outdated and inefficient CPD laptops

Station #15 Replacement

Additional funding toward the construction of the Station #15 Replacement due to increased construction costs

Station #2 Apparatus

Apparatus, equipment, and additional costs for new Station #2

Roads and Bridges

Projects Funded: 10

Total Funding: \$36,330,440

% External Funding: 41%

Bridge Maintenance

The bridges program aims to fund necessary maintenance and rehabilitation to the city's network of approximately 85 structures. This funding will be used for general maintenance work to be performed by contracted crews, response to any emergencies that damage bridges, and will be used to fund significant bridge capital projects.

Hamilton Place Boulevard

This project will modify Hamilton Place Boulevard at the I-75/Hamilton Place Interchange to accommodate revised traffic patterns from the Interchange Modification Project being designed and implemented by TDOT.

Lake Resort Slope Repair

This project will construct a permanent repair to Lake Resort Dr. that experienced failure from excessive rainfall in 2019.

Pavement Management

These funds are used for the City's annual resurfacing contract. They are a critical part of comprehensive pavement management that includes paving and preventative maintenance techniques.

Public Works - Coronavirus Response and Relief

Use of Coronavirus Response and Relief Supplemental Appropriations Act funds for transportation needs paused during the pandemic

Smart City Testbed Expansion

Expansion of Smart City testbed along McCallie Ave. and Bailey Ave.

Traffic Signal Infrastructure Maintenance

This funding will be used to maintain, refresh and upgrade the City of Chattanooga's intersection traffic signals, signal controls, software and technical maintenance. There are 380 intersections in the City that are maintained by the Department of Technology Services - Smart Cities Division.

Walnut Street Bridge

Repair and rehabilitation of the Walnut Street bridge in downtown Chattanooga

Wilcox Blvd. Bridge

This project will replace the existing structurally deficient Wilcox Boulevard Bridge over the DeButts Railyard. The replacement structure will include a multimodal path and support development of a pedestrian connection from East Chattanooga to the Riverwalk.

Transit

Projects Funded: 1

Total Funding: \$1,634,830

% External Funding: 0

CARTA Vehicles & Equipment

This project is for the rehabilitation and maintenance of CARTA's intermodal facilities, vehicles, and equipment. This funding is the local match of state and federal funds received directly by CARTA.

Wastewater Projects

Projects Funded: 35

Total Funding: \$142,217,052

% External Funding: 12%

23rd St Pump Station Improvements

This project includes making capital improvements to the 23rd Street Pump Station within the screening room, dry well, wet well, electrical room, and the site, in general.

Anaerobic Digester Rehab

Improvements to the overall digester process so the plant can reduce the volume of biosolids produced, decrease chemical usage, and energy usage

Citico Force Main Replacement

This project includes rehabilitation of the 30" force main exiting the Citico pump station, located on the south side of the Tennessee River near Citico Creek along Riverside Drive.

E2I2 SSO Abatement Program

This project is the overall E2I2 program, which includes the development of a feasibility study to determine the size, location, and required infrastructure improvements needed to construct EQ stations with 47 MGD of capacity in 3 strategic locations. This project is a cooperative, cost-sharing undertaking with WWTAs that will yield savings for tax and ratepayers in Chattanooga and HCWWTAs while providing the benefit of schedule extensions on certain components of the City of Chattanooga's EPA Consent Decree.

Equipment Purchases

Purchase of necessary equipment including a mini trackhoe, a scissor lift, a portable light tower, new Kubotas and dumpster replacements

Focused SSES and Rehab - Phase II

This project involves completing Sanitary Sewer Evaluation Studies (SSES) and the rehabilitation of sanitary sewer pipes in twenty-four of Chattanooga's Sewersheds, as directed in the Consent Decree. These repairs will help reduce sanitary sewer overflows in the Sewersheds and will increase overall collection system capacity to the MBWWTP.

Highland Park Pump Station Improvements

This project includes improvements to the Highland Park wet weather Pump Station including the full rehabilitation of the pump station, replacement of pumps with VFDs, replacement of all electrical and MCC, new discharge piping, new safety grating, and wet well lining.

Influent Pump Station Improvements (IPS Screen Bypass)

This project includes the addition of a bypass system to allow for flow through the Influent Pump Station (IPS) and to the MBEC process during blinding conditions of the IPS screen, as well as the replacement of the bar screens.

ISS Capacity Improvements - Creekside Preserve

This project includes making unidentified capacity improvements across the collection system to decrease SSOs.

Long Term Control Plan Upgrades

This project will result in an Additional Operational Plan for the Chattanooga Creek CSO Outfalls, which will augment Chattanooga's current CSO control measures with additional

long-term controls that will ensure that discharges from these CSOs comply with State water quality standards.

MBWWTP Electrical Upgrades (S&C Switches)

Switches are outdated and obsolete and need replacement prior to catastrophic failure or safety issues arise during switching or operation

MBWWTP EQ - UNOX Piping Improvements

This project includes the design and construction of parallel conveyance piping and manifolds to provide reliability from the EQ pump station to the UNOX basins. The piping includes various lengths of 84-inch, 42-inch and 36-inch diameters. Also included is a flow-splitter structure with actuated slide gates.

MBWWTP North Recycle Pump Station

Project involves the design and construction of a new recycle pump station at the MBWWTP and moving drain piping effluent more efficiently to the discharge locations

MBWWTP Oxygen Plant Replacement

This project includes the replacement of the MBWWTP Oxygen Plant, which has reached its end of life, and needs to be replaced to continue reliable MBWWTP operations.

MBWWTP Solids Process Optimization Implementation - Phase 4 (Digester/THP Improvements)

The project consists of solids handling facilities including pre-thickening and cake storage, THP and post-THP equipment provided by a vendor, steam generation/cooling, sludge blending, and anaerobic digesters. This new process will allow for continued operations and will increase performance in the solids handling process.

MBWWTP Wet Weather Treatment Upgrade

This project will design and build selected alternatives identified during the Wet Weather Treatment Upgrade feasibility analysis.

New Biosolids Staging Area

Due to a reduction of available space for the current Biosolids staging area, a new area is needed that is larger and is covered. This would help with over stockpiling out at farms and decrease runoff concerns on the farms.

Office Space Expansion/Renovation

Evaluation of existing facilities and the potential need for additional space to accommodate staff. Design of interior renovations in multiple structures or design of a proposed structure.

Program Management For Consent Decree

This project is the annual renewal of the scope and fee of program management services for the implementation of the EPA CD program.

Pump Station Improvements - Hixson 2 (Bundle)

This project includes the bidding, construction administration, construction inspection and construction costs associated with 4 pump stations previously designed

Sandwitch Road Point Repairs

Two extensive point repairs for Sandwitch Road

Sandwitch Road Sewer Lining

Sewer lining for Sandwitch Road

Sewer Bypass Pumps

Equipment needed for sewer line repair and maintenance

Sewer Line Extensions

Sewer line extensions to serve individual lots previously annexed and not currently served with sewer

Shop Equipment and Tool Room

Replacement of aging shop equipment

Shop Storage and Organization

Improvement of shop storage and organization

Smart Sewer Implementation

Implementation of smart sewers will allow for improved operations by progressively installing smart sensors at strategic locations of the system and real-time control based on the information communicated by these sensors.

Software Upgrades

Upgrades to Cityworks and pipe coding software

South Chick Pump Station Improvements

This project includes making capital improvements to the South Chick PS. These improvements are designed to improve the capacity, performance and reliability of the station and help to reduce sanitary sewer overflows in the area.

Training Center Expansion

Expansion of training center to accommodate larger group meetings and hands-on technical training

Vehicle Purchases

Purchase of new CCTV truck, maintainer, and other vehicles for all Wastewater divisions

Warehouse Racking

Warehouse racking and shelving was not included in the warehouse project budget and is needed to replace current racking to equip the new warehouse space.

Wet Weather Storage Phase 4 - South Chic PS

This project is a major component of the ISS plan to reduce system overflows and stay within compliance of the EPA mandated Chattanooga Consent Decree Program.

Wet Weather Storage Phase 6 - Hixson PS #1

This project is a major component of the ISS plan to reduce system overflows and stay within compliance of the EPA mandated Chattanooga Consent Decree Program

Wilcox Blvd Chronic SSO

This project includes making unidentified capacity improvements across the collection system to decrease SSOs

Stormwater Projects

Projects Funded: 17

Total Funding: \$11,042,500

% External Funding: 0

3469 Brainerd Rd.

Design and construction of a new storm drainage separation line across Brainerd Rd.

Automated Flood Warning System

Automated flood warning system for flood prone streets around the City

Briarwood Circle

Identification of various problem areas caused by flooding and improvements to City infrastructure to alleviate the impacts to neighboring properties

Broad Street - MLK to Aquarium Way

Design and construction of a new storm drainage separation line along Broad Street

Dartmouth/Five Points Watershed SIP

Multi-phase stormwater infrastructure replacement project. Rapid development in past years has caused increased runoff potential in the area and taxed an undersized, aging system.

Drainage Projects

Design and construction of various locations across the City to address localized flooding

Floodplain Modeling

Provide accurate, up-to-date information regarding flood levels, flood risk and associated hazards for areas within the City of Chattanooga in conformance with current FEMA standards

Green Infrastructure SOV Bank

Implement numerous innovative projects to mitigate existing stormwater impacts to watersheds, streams, and rivers

Heavy Equipment

New equipment to replace existing and aging equipment for continued service on water quality projects

On-Call Landscape Design

These services will provide landscape designs on blanket contract for green infrastructure and water quality projects

Stormwater Asset Management Plan

Creation of a Stormwater Asset Management Plan and Master Plan. Proactive efforts to assess existing stormwater infrastructure and prioritize rehab, replacement or installation of infrastructure to continue to provide a high level of service

Stream Buffer Conservation

Implement a stream buffer program that benefits and improves streambank stabilization, erosion/sediment control, promotes habitat and wildlife along with reducing the impact from floods

Stream Restoration/Various Sites

Reduce peak flow velocities which contribute to stream bank erosion, improving water quality downstream, restoring ecological habitat, and reducing peak flood stages

TN Riverbank Stabilization Project

Series of projects to provide emergency stabilization along the TN Riverbanks

USACE/FEMA Floodplain Culvert Replacement Projects

Culvert replacement project to replace undersized culverts in FEMA mapped stream segments to 100 year conveyance capacity

WQ TMDL & Land Management

To preserve and enhance the quality of the physical environment with projects that meet the TMDL and WQ regulatory changes. These various projects will consist of planning, design, and construction to manage water quantity and improve water quality on City owned property.

WQ Vehicles

Purchase of City vehicles not currently in the Fleet replacement program



ORDINANCE NO. _____

AN ORDINANCE APPROPRIATING, AUTHORIZING OR ALLOCATING FUNDS TO THE CAPITAL IMPROVEMENTS BUDGET FOR THE FISCAL YEAR 2023-2024.

BE IT ORDAINED BY THE CITY COUNCIL OF THE CITY OF CHATTANOOGA, TENNESSEE:

SECTION 1. That there be and is hereby appropriated, authorized, or allocated the hereinafter set funds from the sources specified for the public purposes indicated of the Capital Improvements Plan for the Fiscal Year Ending June 30, 2024:

SECTION 2. That there be and is hereby authorized the appropriation of all capital donations, including partnership agreements not previously appropriated, to the projects and the capital fund for which they are intended.

GENERAL GOVERNMENTAL FUNDS

FROM	General Obligation Bonds	\$ 15,000,000	
	General Fund Reserves	10,000,000	
	General Fund Reserves Cleanup	(12,700,000)	
	American Rescue Plan Funds	12,700,000	
	Operations	2,500,000	
	Economic Development Fund	7,750,000	
	Hotel Motel Tax Fund (2070)	4,500,000	
	State Street Aid (2050)	1,000,000	
	Fleet Management Fund (6504)	4,500,000	
	Coronavirus Response and Relief Supplemental Appropriation	2,488,558	
	Community Development Block Grant (CDBG)	200,000	
	Federal Appropriation	6,600,000	
	Hamilton County	912,830	
	Hamilton County Office of Emergency Management	1,500,000	
	Surface Transportation Block Grant (STBG)	8,261,882	
TO	General Government and Supported Agencies	\$ 4,672,830	
	Department of Community Development	400,000	
	Department of Police	950,000	
	Department of Fire	8,300,000	
	Department of Public Works	47,175,440	
	Department of Parks and Outdoors	3,415,000	
	Department of Economic Development	300,000	
	TOTAL GENERAL GOVERNMENTAL FUNDS	\$ 65,213,270	\$ 65,213,270

PROPRIETARY CAPITAL FUNDS

FROM	State Revolving Loan Fund /WIFIA (ISS)	\$ 71,700,000	
	Wastewater Operations (Fund 6010)	27,048,646	
	Wastewater Reserves (Fund 6010)	26,801,354	
	Stormwater Fund Operations (Fund 6030)	6,478,626	
	Stormwater Fund Reserves(Fund 6030)	4,563,874	
	Tennessee Department of Environment and Conservation American Rescue Plan Grant	16,667,052	
TO	Wastewater Fund		\$ 142,217,052
	Stormwater Fund		11,042,500
	TOTAL PROPRIETARY CAPITAL FUNDS	<u>\$ 153,259,552</u>	<u>\$ 153,259,552</u>
	TOTAL CAPITAL BUDGET	<u>\$ 218,472,822</u>	<u>\$ 218,472,822</u>

BE IT FURTHER ORDAINED, That this Ordinance shall take effect immediately from and after its passage as provided by law.

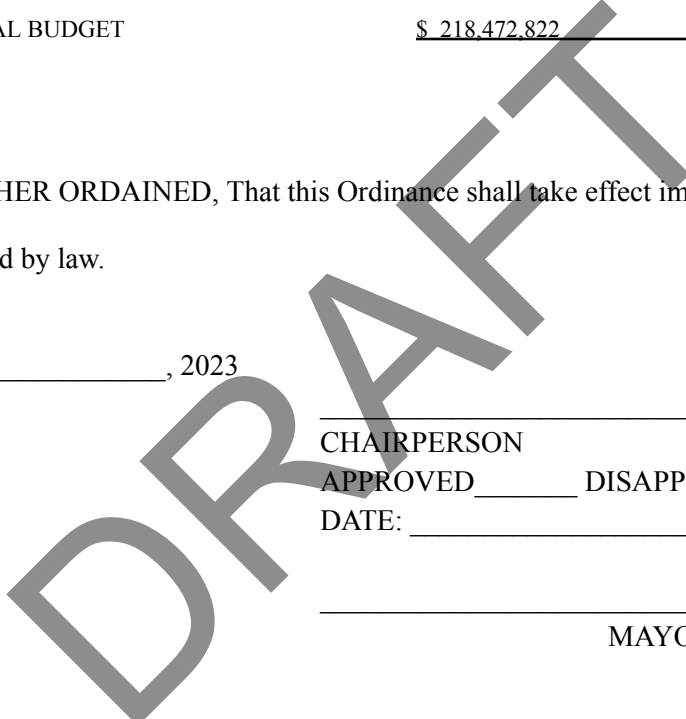
PASSED _____, 2023

CHAIRPERSON

APPROVED _____ DISAPPROVED _____

DATE: _____, 2023

MAYOR



City of Chattanooga
 Capital Budget Summary by Department
 Fiscal Year 2024

Summary Schedule (Capital)

	Proposed FY24	External Sources	Reserves	Operations	Bonds	SRF	WIFIA	Economic Development	Other City Sources	Total
General Governmental	65,213,270	17,474,712	-2,700,000	2,500,000	15,000,000	-	-	7,750,000	25,188,558	65,213,270
General Government	4,672,830	1,600,000	2,617,830	-	-	-	-	455,000	-	4,672,830
Community Development	400,000	-	400,000	-	-	-	-	-	-	400,000
Police Department	950,000	275,000	675,000	-	-	-	-	-	-	950,000
Fire Department	8,300,000	1,500,000	800,000	-	6,000,000	-	-	-	-	8,300,000
Public Works	47,175,440	14,099,712	5,207,170	2,500,000	9,000,000	-	-	3,880,000	12,488,558	47,175,440
Parks and Outdoors	3,415,000	-	-	-	-	-	-	3,415,000	-	3,415,000
Economic Development	300,000	-	-12,400,000	-	-	-	-	-	12,700,000	300,000
Enterprise	153,259,552	16,667,052	31,365,228	33,527,272	-	46,700,000	25,000,000	-	-	153,259,552
Wastewater	142,217,052	16,667,052	26,801,354	27,048,646	-	46,700,000	25,000,000	-	-	142,217,052
Stormwater	11,042,500	-	4,563,874	6,478,626	-	-	-	-	-	11,042,500
Total All Funds	218,472,822	34,141,764	28,665,228	36,027,272	15,000,000	46,700,000	25,000,000	7,750,000	25,188,558	218,472,822



City of Chattanooga
Capital Budget Summary by Project
Fiscal Year 2024

	Proposed FY24	External Sources	Reserves	Operations	Bonds	SRF	WIFIA	Economic Development	Other City Sources	Total
General Governmental	65,213,270	17,474,712	-2,700,000	2,500,000	15,000,000	-	-	7,750,000	25,188,558	65,213,270
General Government	4,672,830	1,600,000	2,617,830	-	-	-	-	455,000	-	4,672,830
Technology Services	2,938,000	1,600,000	983,000	-	-	-	-	355,000	-	2,938,000
City Network Rebuild	400,000	-	400,000	-	-	-	-	-	-	400,000
Citywide Camera Refresh	161,000	-	161,000	-	-	-	-	-	-	161,000
Digital Infrastructure Investments	77,000	-	77,000	-	-	-	-	-	-	77,000
Google Workspace Back-up	200,000	-	200,000	-	-	-	-	-	-	200,000
Security Compliance Tools	100,000	-	100,000	-	-	-	-	-	-	100,000
Smart City Testbed Expansion	1,850,000	1,600,000	45,000	-	-	-	-	205,000	-	1,850,000
Traffic Signal Infrastructure Maintenance	150,000	-	-	-	-	-	-	150,000	-	150,000
Chattanooga Area Regional Transportation Authority	1,634,830	-	1,634,830	-	-	-	-	-	-	1,634,830
CARTA Vehicles & Equipment	1,634,830	-	1,634,830	-	-	-	-	-	-	1,634,830
Creative Discovery Museum (A.O.)	100,000	-	-	-	-	-	-	100,000	-	100,000
Ignite Discovery Capital Campaign (A.O.)	100,000	-	-	-	-	-	-	100,000	-	100,000
Community Development	400,000	-	400,000	-	-	-	-	-	-	400,000
Community Development	400,000	-	400,000	-	-	-	-	-	-	400,000
Hixson Community Center	150,000	-	150,000	-	-	-	-	-	-	150,000
Washington Hills Community Center	250,000	-	250,000	-	-	-	-	-	-	250,000
Police Department	950,000	275,000	675,000	-	-	-	-	-	-	950,000
Police Department	950,000	275,000	675,000	-	-	-	-	-	-	950,000
Law Enforcement Training Center	550,000	275,000	275,000	-	-	-	-	-	-	550,000
Police Laptop Replacement	400,000	-	400,000	-	-	-	-	-	-	400,000
Fire Department	8,300,000	1,500,000	800,000	-	6,000,000	-	-	-	-	8,300,000
Fire Department	8,300,000	1,500,000	800,000	-	6,000,000	-	-	-	-	8,300,000
Apparatus Replacement Plan	2,500,000	-	-	-	2,500,000	-	-	-	-	2,500,000
Fire Station Capital Maintenance	400,000	-	400,000	-	-	-	-	-	-	400,000
Fire Training Tower Replacement	3,000,000	1,500,000	-	-	1,500,000	-	-	-	-	3,000,000
Station #15 Replacement	400,000	-	400,000	-	-	-	-	-	-	400,000
Station #2 Apparatus	2,000,000	-	-	-	2,000,000	-	-	-	-	2,000,000
Public Works	47,175,440	14,099,712	5,207,170	2,500,000	9,000,000	-	-	3,880,000	12,488,558	47,175,440
Public Works	47,175,440	14,099,712	5,207,170	2,500,000	9,000,000	-	-	3,880,000	12,488,558	47,175,440
Bridge Maintenance	250,000	-	-	-	-	-	-	250,000	-	250,000
CDBG Sidewalks	200,000	200,000	-	-	-	-	-	-	-	200,000
City Hall Annex Renovation	1,370,000	-	870,000	-	500,000	-	-	-	-	1,370,000
Community Center Swimming Pool Repairs	200,000	-	-	-	-	-	-	200,000	-	200,000
DRC Roof Replacement	1,900,000	637,830	1,262,170	-	-	-	-	-	-	1,900,000
Fleet Capital Infusion	4,500,000	-	-	-	-	-	-	-	4,500,000	4,500,000
Hamilton Place Boulevard	1,500,000	-	-	-	-	-	-	1,500,000	-	1,500,000
Lake Resort Slope Repair	400,000	-	400,000	-	-	-	-	-	-	400,000
Major Capital Maintenance Improvements Community Centers	1,000,000	-	-	-	1,000,000	-	-	-	-	1,000,000
Major Capital Maintenance Improvements Downtown Campus & Other Facilities	1,000,000	-	-	-	1,000,000	-	-	-	-	1,000,000
Pavement Management	10,000,000	-	-	2,500,000	6,500,000	-	-	-	1,000,000	10,000,000
Plan of Services Obligations	250,000	-	250,000	-	-	-	-	-	-	250,000
Public Works - Coronavirus Response and Relief	2,488,558	-	-	-	-	-	-	-	2,488,558	2,488,558
Raccoon Mountain Water Service	250,000	-	250,000	-	-	-	-	-	-	250,000
Refuse Trucks	1,275,000	-	1,275,000	-	-	-	-	-	-	1,275,000
Walnut Street Bridge	18,061,882	13,261,882	-	-	-	-	-	300,000	4,500,000	18,061,882
Wilcox Blvd Bridge	1,630,000	-	-	-	-	-	-	1,630,000	-	1,630,000

City of Chattanooga
 Capital Budget Summary by Project
 Fiscal Year 2024

	Proposed FY24	External Sources	Reserves	Operations	Bonds	SRF	WIFIA	Economic Development	Other City Sources	Total
Wood Recycle Services Relocation	900,000	-	900,000	-	-	-	-	-	-	900,000
Parks and Outdoors	3,415,000	-	-	-	-	-	-	3,415,000	-	3,415,000
Parks and Outdoors	3,415,000	-	-	-	-	-	-	3,415,000	-	3,415,000
Chattanooga Skatepark	1,000,000	-	-	-	-	-	-	1,000,000	-	1,000,000
Lynnbrook Park	115,000	-	-	-	-	-	-	115,000	-	115,000
Parks and Outdoors Plan Deferred Maintenance	400,000	-	-	-	-	-	-	400,000	-	400,000
Parks and Outdoors Plan Recommended Master Plans	400,000	-	-	-	-	-	-	400,000	-	400,000
Provence Park	1,300,000	-	-	-	-	-	-	1,300,000	-	1,300,000
Schoolyards Program	200,000	-	-	-	-	-	-	200,000	-	200,000
Economic Development	300,000	-	-12,400,000	-	-	-	-	-	12,700,000	300,000
Economic Development	300,000	-	-12,400,000	-	-	-	-	-	12,700,000	300,000
Affordable Housing Trust Fund	-	-	(12,700,000)	-	-	-	-	-	12,700,000	-
Land Acquisition - Lead Abatement Program	300,000	-	300,000	-	-	-	-	-	-	300,000
Enterprise	153,259,552	16,667,052	31,365,228	33,527,272	-	46,700,000	25,000,000	-	-	153,259,552
Wastewater	142,217,052	16,667,052	26,801,354	27,048,646	-	46,700,000	25,000,000	-	-	142,217,052
Wastewater	142,217,052	16,667,052	26,801,354	27,048,646	-	46,700,000	25,000,000	-	-	142,217,052
23rd St Pump Station Improvements	1,100,000	-	1,100,000	-	-	-	-	-	-	1,100,000
Anaerobic Digester Rehab	1,000,000	-	1,000,000	-	-	-	-	-	-	1,000,000
Citico Force Main Replacement	-	-	-	10,000,000	-	-10,000,000	-	-	-	-
E212 SSO Abatement Program	10,000,000	-	-	-	-	-	10,000,000	-	-	10,000,000
Equipment Purchases	206,500	-	206,500	-	-	-	-	-	-	206,500
Focused SSES and Rehab - Phase II	8,500,000	-	-	8,500,000	-	-	-	-	-	8,500,000
Highland Park Pump Station Improvements	2,100,000	-	2,100,000	-	-	-	-	-	-	2,100,000
Influent Pump Station Improvements (IPS Screen Bypass)	1,500,000	-	1,500,000	-	-	-	-	-	-	1,500,000
ISS Capacity Improvements - Creekside Preserve	1,000,000	-	-	1,000,000	-	-	-	-	-	1,000,000
Long Term Control Plan Upgrades	700,000	-	700,000	-	-	-	-	-	-	700,000
MBWWTP Electrical Upgrades (S&C Switches)	2,000,000	-	2,000,000	-	-	-	-	-	-	2,000,000
MBWWTP EQ - UNOX Piping Improvements	1,700,000	-	-	-	-	1,700,000	-	-	-	1,700,000
MBWWTP North Recycle Pump Station	2,500,000	-	2,500,000	-	-	-	-	-	-	2,500,000
MBWWTP Oxygen Plant Replacement	10,000,000	-	-	-	-	10,000,000	-	-	-	10,000,000
MBWWTP Solids Process Optimization Implementation - Phase 4 (Digester/THP In	20,000,000	-	-	-	-	10,000,000	10,000,000	-	-	20,000,000
MBWWTP Wet Weather Treatment Upgrade	15,000,000	-	-	-	-	10,000,000	5,000,000	-	-	15,000,000
New Biosolids Staging Area	900,000	-	900,000	-	-	-	-	-	-	900,000
Office Space Expansion/Renovation	1,000,000	-	1,000,000	-	-	-	-	-	-	1,000,000
Program Management For Consent Decree Implementation	2,600,000	-	2,600,000	-	-	-	-	-	-	2,600,000
Pump Station Improvements - Hixson 2 (Bundle)	6,500,000	-	-	6,500,000	-	-	-	-	-	6,500,000
Sandwich Road Point Repairs	625,000	-	625,000	-	-	-	-	-	-	625,000
Sandwich Road Sewer Lining	2,500,000	-	2,500,000	-	-	-	-	-	-	2,500,000
Sewer Bypass Pumps	145,000	-	145,000	-	-	-	-	-	-	145,000
Sewer Line Extensions	575,000	-	76,354	498,646	-	-	-	-	-	575,000
Shop Equipment and Tool Room	250,000	-	250,000	-	-	-	-	-	-	250,000
Shop Storage and Organization	50,000	-	-	50,000	-	-	-	-	-	50,000
Smart Sewer Implementation	350,000	-	350,000	-	-	-	-	-	-	350,000
Software Upgrades	195,000	-	195,000	-	-	-	-	-	-	195,000
South Chick Pump Station Improvements	5,000,000	-	5,000,000	-	-	-	-	-	-	5,000,000
Training Center Expansion	500,000	-	500,000	-	-	-	-	-	-	500,000
Vehicle Purchases	1,053,500	-	1,053,500	-	-	-	-	-	-	1,053,500

City of Chattanooga
 Capital Budget Summary by Project
 Fiscal Year 2024

	Proposed FY24	External Sources	Reserves	Operations	Bonds	SRF	WIFIA	Economic Development	Other City Sources	Total
Warehouse Racking	500,000	-	500,000	-	-	-	-	-	-	500,000
Wet Weather Storage Phase 4 - South Chic PS	25,000,000	-	-	-	-	25,000,000	-	-	-	25,000,000
Wet Weather Storage Phase 6 - Hixson PS #1	16,667,052	16,667,052	-	-	-	-	-	-	-	16,667,052
Wilcox Blvd Chronic SSO	500,000	-	-	500,000	-	-	-	-	-	500,000
Stormwater	11,042,500	-	4,563,874	6,478,626	-	-	-	-	-	11,042,500
Public Works - Stormwater	11,042,500	-	4,563,874	6,478,626	-	-	-	-	-	11,042,500
3469 Brainerd Rd	1,000,000	-	-	1,000,000	-	-	-	-	-	1,000,000
Automated Flood Warning System	360,000	-	-	360,000	-	-	-	-	-	360,000
Briarwood Circle	1,030,000	-	-	1,030,000	-	-	-	-	-	1,030,000
Broad Street - MLK to Aquarium Way	350,000	-	-	350,000	-	-	-	-	-	350,000
Dartmouth/Five Points Watershed SIP	2,000,000	-	-	2,000,000	-	-	-	-	-	2,000,000
Drainage Projects	500,000	-	-	500,000	-	-	-	-	-	500,000
Floodplain Modeling	250,000	-	250,000	-	-	-	-	-	-	250,000
Green Infrastructure SOV Bank	100,000	-	100,000	-	-	-	-	-	-	100,000
Heavy Equipment	485,000	-	485,000	-	-	-	-	-	-	485,000
On-Call Landscape Design	250,000	-	250,000	-	-	-	-	-	-	250,000
Stormwater Asset Management Plan	1,545,000	-	1,545,000	-	-	-	-	-	-	1,545,000
Stream Buffer Conservation	250,000	-	250,000	-	-	-	-	-	-	250,000
Stream Restoration/Various Sites	312,500	-	312,500	-	-	-	-	-	-	312,500
TN Riverbank Stabilization	1,030,000	-	-	1,030,000	-	-	-	-	-	1,030,000
USACE/FEMA Floodplain Culvert Replacement Projects	880,000	-	671,374	208,626	-	-	-	-	-	880,000
WQ TMDL & Land Management	550,000	-	550,000	-	-	-	-	-	-	550,000
WQ Vehicles	150,000	-	150,000	-	-	-	-	-	-	150,000
Total All Funds	218,472,822	34,141,764	28,665,228	36,027,272	15,000,000	46,700,000	25,000,000	7,750,000	25,188,558	218,472,822



City of Chattanooga
Other City and External Sources by Project
Fiscal Year 2024

	Other City Sources						External Funding Sources						
	Recommended Other City Sources	American Rescue Plan Funds	Coronavirus Response and Relief Supplemental Appropriation	Fleet Mgt Fund (6504)	Hotel/Motel	State Street Aid Reserves	Recommended External Sources	CDBG	Federal Appropriation	Hamilton County	Hamilton County Office of Emergency Management	Surface Transportation Block Grant	TDEC American Rescue Plan Grant
General Government	-	-	-	-	-	-	1,600,000	-	1,600,000	-	-	-	-
Police Department	-	-	-	-	-	-	275,000	-	-	275,000	-	-	-
Fire Department	-	-	-	-	-	-	1,500,000	-	-	-	1,500,000	-	-
Public Works	12,488,558	-	2,488,558	4,500,000	4,500,000	1,000,000	14,099,712	200,000	5,000,000	637,830	-	8,261,882	-
Economic Development	12,700,000	12,700,000	-	-	-	-	-	-	-	-	-	-	-
Total General Governmental Funds	25,188,558	12,700,000	2,488,558	4,500,000	4,500,000	1,000,000	17,474,712	200,000	6,600,000	912,830	1,500,000	8,261,882	-
Wastewater	-	-	-	-	-	-	16,667,052	-	-	-	-	-	16,667,052
Total Enterprise Funds	-	-	-	-	-	-	16,667,052	-	-	-	-	-	16,667,052
Total All Funds	25,188,558	12,700,000	2,488,558	4,500,000	4,500,000	1,000,000	34,141,764	200,000	6,600,000	912,830	1,500,000	8,261,882	16,667,052
General Government	-	-	-	-	-	-	1,600,000	-	1,600,000	-	-	-	-
Smart City Testbed Expansion	-	-	-	-	-	-	1,600,000	-	1,600,000	-	-	-	-
Police Department	-	-	-	-	-	-	275,000	-	-	275,000	-	-	-
Law Enforcement Training Center	-	-	-	-	-	-	275,000	-	-	275,000	-	-	-
Fire Department	-	-	-	-	-	-	1,500,000	-	-	-	1,500,000	-	-
Fire Training Tower Replacement	-	-	-	-	-	-	1,500,000	-	-	-	1,500,000	-	-
Public Works	12,488,558	-	2,488,558	4,500,000	4,500,000	1,000,000	14,099,712	200,000	5,000,000	637,830	-	8,261,882	-
CDBG Sidewalks	-	-	-	-	-	-	200,000	200,000	-	-	-	-	-
DRC Roof Replacement	-	-	-	-	-	-	637,830	-	-	637,830	-	-	-
Fleet Capital Infusion	4,500,000	-	-	4,500,000	-	-	-	-	-	-	-	-	-
Pavement Management	1,000,000	-	-	-	-	1,000,000	-	-	-	-	-	-	-
Public Works - Coronavirus Response and Relief	2,488,558	-	2,488,558	-	-	-	-	-	-	-	-	-	-
Walnut Street Bridge	4,500,000	-	-	-	4,500,000	-	13,261,882	-	5,000,000	-	-	8,261,882	-
Economic Development	12,700,000	12,700,000	-	-	-	-	-	-	-	-	-	-	-
Affordable Housing Trust Fund	12,700,000	12,700,000	-	-	-	-	-	-	-	-	-	-	-
Total General Governmental Funds	25,188,558	12,700,000	2,488,558	4,500,000	4,500,000	1,000,000	17,474,712	200,000	6,600,000	912,830	1,500,000	8,261,882	-
Wastewater	-	-	-	-	-	-	16,667,052	-	-	-	-	-	16,667,052
Wet Weather Storage Phase 6 - Hixson PS #1	-	-	-	-	-	-	16,667,052	-	-	-	-	-	16,667,052
Total Enterprise Funds	-	-	-	-	-	-	16,667,052	-	-	-	-	-	16,667,052
Total All Projects	25,188,558	12,700,000	2,488,558	4,500,000	4,500,000	1,000,000	34,141,764	200,000	6,600,000	912,830	1,500,000	8,261,882	16,667,052



RESOLUTION NO. _____

A RESOLUTION ADOPTING A FIVE-YEAR CAPITAL IMPROVEMENT PLAN FOR FISCAL YEARS 2024-2028, SUBJECT TO FUTURE REVISION; A COPY OF WHICH IS ATTACHED HERETO AND MADE A PART HEREOF BY REFERENCE.

BE IT RESOLVED BY THE CITY COUNCIL OF THE CITY OF CHATTANOOGA, TENNESSEE, That there be and is hereby adopted a five-year Capital Improvement Plan for Fiscal Years 2024-2028 for the City of Chattanooga, subject to future revisions; a copy of which is attached hereto and made a part hereof by reference.

ADOPTED: _____, 2023

DRAFT



City of Chattanooga

FY24-28 Capital Budget Summary by Department

	Proposed FY24	Proposed FY25	Proposed FY26	Proposed FY27	Proposed FY28	5 Year Total
General Governmental	65,213,270	72,970,700	68,200,000	61,750,000	49,700,000	317,833,970
General Government	4,672,830	2,600,000	1,200,000	1,200,000	1,200,000	10,872,830
Community Development	400,000	-	-	-	-	400,000
Police Department	950,000	5,600,000	6,900,000	6,550,000	3,100,000	23,100,000
Fire Department	8,300,000	6,150,700	5,900,000	5,900,000	5,800,000	32,050,700
Public Works	47,175,440	52,170,000	50,300,000	46,000,000	37,500,000	233,145,440
Parks and Outdoors	3,415,000	6,450,000	3,900,000	2,100,000	2,100,000	17,965,000
Economic Development	300,000	-	-	-	-	300,000
Enterprise	153,259,552	123,688,000	98,355,625	52,438,031	41,605,527	469,346,735
Wastewater	142,217,052	109,575,000	84,500,000	43,800,000	33,300,000	413,392,052
Stormwater	11,042,500	14,113,000	13,855,625	8,638,031	8,305,527	55,954,683
Total All Funds	218,472,822	196,658,700	166,555,625	114,188,031	91,305,527	787,180,705



City of Chattanooga
FY24-28 Capital Budget Summary by Project

	Proposed FY24	Proposed FY25	Proposed FY26	Proposed FY27	Proposed FY28	5 Year Total
General Governmental	65,213,270	72,970,700	68,200,000	61,750,000	49,700,000	317,833,970
General Government	4,672,830	2,600,000	1,200,000	1,200,000	1,200,000	10,872,830
Technology Services	2,938,000	1,000,000	800,000	800,000	800,000	6,338,000
City Network Rebuild	400,000	400,000	400,000	400,000	400,000	2,000,000
Citywide Camera Refresh	161,000	200,000	200,000	200,000	200,000	961,000
Digital Infrastructure Investments	77,000	-	-	-	-	77,000
Google Workspace Back-up	200,000	200,000	-	-	-	400,000
Security Compliance Tools	100,000	-	-	-	-	100,000
Smart City Testbed Expansion	1,850,000	-	-	-	-	1,850,000
Traffic Signal Infrastructure Maintenance	150,000	200,000	200,000	200,000	200,000	950,000
Traffic Signal Upgrades	-	100,000	100,000	100,000	100,000	400,000
Chattanooga Area Regional Transportation Authority	1,634,830	1,500,000	400,000	400,000	400,000	4,334,830
CARTA Vehicles & Equipment	1,634,830	1,500,000	400,000	400,000	400,000	4,334,830
Creative Discovery Museum (A.O.)	100,000	100,000	-	-	-	200,000
Ignite Discovery Capital Campaign (A.O.)	100,000	100,000	-	-	-	200,000
Community Development	400,000	-	-	-	-	400,000
Community Development	400,000	-	-	-	-	400,000
Hixson Community Center	150,000	-	-	-	-	150,000
Washington Hills Community Center	250,000	-	-	-	-	250,000
Police Department	950,000	5,600,000	6,900,000	6,550,000	3,100,000	23,100,000
Police Department	950,000	5,600,000	6,900,000	6,550,000	3,100,000	23,100,000
Law Enforcement Training Center	550,000	4,750,000	6,050,000	6,050,000	2,600,000	20,000,000
Police Laptop Replacement	400,000	350,000	350,000	-	-	1,100,000
Police Service Renovation	-	500,000	500,000	500,000	500,000	2,000,000
Fire Department	8,300,000	6,150,700	5,900,000	5,900,000	5,800,000	32,050,700
Fire Department	8,300,000	6,150,700	5,900,000	5,900,000	5,800,000	32,050,700
Apparatus Replacement Plan	2,500,000	4,400,000	4,400,000	1,500,000	1,500,000	14,300,000
Fire Equipment Capital Maintenance	-	500,000	500,000	500,000	500,000	2,000,000
Fire Station Capital Maintenance	400,000	500,000	500,000	500,000	500,000	2,400,000
Fire Training Tower Replacement	3,000,000	-	-	-	-	3,000,000
Regional Training Center	-	500,000	500,000	3,400,000	3,300,000	7,700,000
Station #15 Replacement	400,000	250,700	-	-	-	650,700
Station #2 Apparatus	2,000,000	-	-	-	-	2,000,000
Public Works	47,175,440	52,170,000	50,300,000	46,000,000	37,500,000	233,145,440
Public Works	47,175,440	52,170,000	50,300,000	46,000,000	37,500,000	233,145,440
3rd Street & 4th Street Corridor	-	-	-	5,000,000	-	5,000,000
Alton Park Connector	-	2,500,000	2,500,000	-	-	5,000,000
Bridge Maintenance	250,000	2,050,000	1,500,000	1,500,000	1,500,000	6,800,000
Broad Street Re-design	-	2,500,000	2,500,000	2,500,000	2,500,000	10,000,000

City of Chattanooga

FY24-28 Capital Budget Summary by Project

	Proposed FY24	Proposed FY25	Proposed FY26	Proposed FY27	Proposed FY28	5 Year Total
CDBG Sidewalks	200,000	-	-	-	-	200,000
Central Ave. Extension	-	-	10,500,000	-	-	10,500,000
City Hall Annex Renovation	1,370,000	3,000,000	2,000,000	-	-	6,370,000
Community Center Swimming Pool Repairs	200,000	-	-	-	-	200,000
DRC Roof Replacement	1,900,000	-	-	-	-	1,900,000
East Lake Connections	-	-	-	500,000	-	500,000
Fleet Capital Infusion	4,500,000	-	-	-	-	4,500,000
Goodwin Rd.	-	-	800,000	3,000,000	-	3,800,000
Hamilton Place Boulevard	1,500,000	1,000,000	-	-	-	2,500,000
Hwy 58 Bicycle and Pedestrian Facilities Phase 2	-	1,100,000	2,500,000	-	-	3,600,000
Lake Resort Slope Repair	400,000	-	-	-	-	400,000
Major Capital Maintenance Improvements Community Centers	1,000,000	1,000,000	3,000,000	3,000,000	3,000,000	11,000,000
Major Capital Maintenance Improvements Downtown Campus & Other Facilities	1,000,000	1,500,000	3,000,000	3,000,000	3,000,000	11,500,000
Manufacturers Rd./Hamm Gateway	-	1,400,000	-	-	-	1,400,000
Pavement Management	10,000,000	10,000,000	10,000,000	10,000,000	10,000,000	50,000,000
Plan of Services Obligations	250,000	5,200,000	-	-	-	5,450,000
Public Works - Coronavirus Response and Relief	2,488,558	-	-	-	-	2,488,558
Raccoon Mountain Water Service	250,000	-	-	-	-	250,000
Refuse Trucks	1,275,000	-	-	-	-	1,275,000
Roadway Rebuilding	-	5,000,000	5,000,000	5,000,000	5,000,000	20,000,000
Shallowford Rd.	-	800,000	2,000,000	10,000,000	10,000,000	22,800,000
Sidewalks	-	2,000,000	2,000,000	2,000,000	2,000,000	8,000,000
Slope Management	-	500,000	500,000	500,000	500,000	2,000,000
Walnut Street Bridge	18,061,882	2,250,000	-	-	-	20,311,882
Wilcox Blvd Bridge	1,630,000	10,370,000	2,500,000	-	-	14,500,000
Wood Recycle Services Relocation	900,000	-	-	-	-	900,000
Parks and Outdoors	3,415,000	6,450,000	3,900,000	2,100,000	2,100,000	17,965,000
Parks and Outdoors	3,415,000	6,450,000	3,900,000	2,100,000	2,100,000	17,965,000
Chattanooga Skatepark	1,000,000	2,000,000	-	-	-	3,000,000
Golf Course Renovations and Maintenance	-	1,750,000	1,500,000	500,000	500,000	4,250,000
Lynnbrook Park	115,000	-	-	-	-	115,000
Parks ADA Repairs	-	300,000	300,000	300,000	300,000	1,200,000
Parks and Outdoors Plan Deferred Maintenance	400,000	500,000	500,000	500,000	500,000	2,400,000
Parks and Outdoors Plan Recommended Master Plans	400,000	500,000	500,000	500,000	500,000	2,400,000
Provence Park	1,300,000	300,000	-	-	-	1,600,000
Schoolyards Program	200,000	-	-	-	-	200,000
Softball Facility Improvements	-	800,000	800,000	-	-	1,600,000
Trail and Greenway Capital Maintenance	-	300,000	300,000	300,000	300,000	1,200,000

City of Chattanooga
FY24-28 Capital Budget Summary by Project

	Proposed FY24	Proposed FY25	Proposed FY26	Proposed FY27	Proposed FY28	5 Year Total
Economic Development	300,000	-	-	-	-	300,000
Economic Development	300,000	-	-	-	-	300,000
Affordable Housing Trust Fund	-	-	-	-	-	-
Land Acquisition - Lead Abatement Program	300,000	-	-	-	-	300,000
Enterprise	153,259,552	123,688,000	98,355,625	52,438,031	41,605,527	469,346,735
Wastewater	142,217,052	109,575,000	84,500,000	43,800,000	33,300,000	413,392,052
Wastewater	142,217,052	109,575,000	84,500,000	43,800,000	33,300,000	413,392,052
23rd St Pump Station Improvements	1,100,000	-	-	-	-	1,100,000
Anaerobic Digester Rehab	1,000,000	4,000,000	-	-	-	5,000,000
Citico Force Main Replacement	-	5,000,000	-	-	-	5,000,000
Contingency - Plans and Studies	-	-	-	300,000	300,000	600,000
Contingency MBWWTP Improvements	-	2,000,000	2,000,000	5,000,000	5,000,000	14,000,000
E2I2 SSO Abatement Program	10,000,000	-	-	-	-	10,000,000
Equipment Purchases	206,500	-	-	-	-	206,500
Focused SSES and Rehab - Phase II	8,500,000	9,000,000	9,000,000	10,000,000	10,000,000	46,500,000
Highland Park Pump Station Improvements	2,100,000	-	-	-	-	2,100,000
Hixson Pump Station #3 Safety Upgrades	-	-	500,000	2,500,000	-	3,000,000
Influent Pump Station Improvements (IPS Screen Bypass)	1,500,000	-	-	-	-	1,500,000
ISS Capacity Improvements - Creekside Preserve	1,000,000	3,000,000	3,000,000	5,000,000	5,000,000	17,000,000
Long Term Control Plan Upgrades	700,000	-	-	-	-	700,000
MBWWTP Electrical Upgrades (S&C Switches)	2,000,000	-	-	-	-	2,000,000
MBWWTP EQ - UNOX Piping Improvements	1,700,000	-	-	-	-	1,700,000
MBWWTP North Recycle Pump Station	2,500,000	5,000,000	-	-	-	7,500,000
MBWWTP Oxygen Plant Replacement	10,000,000	-	-	-	-	10,000,000
MBWWTP Solids Process Optimization Implementation - Phase 4 (Digester/THP Improvements)	20,000,000	20,000,000	18,000,000	-	-	58,000,000
MBWWTP Water Use and Reuse Implementation	-	4,500,000	-	-	-	4,500,000
MBWWTP Wet Weather Treatment Upgrade	15,000,000	30,000,000	35,000,000	-	-	80,000,000
New Biosolids Staging Area	900,000	-	-	-	-	900,000
Office Space Expansion/Renovation	1,000,000	-	-	-	-	1,000,000
Program Management For Consent Decree Implementation	2,600,000	2,600,000	3,000,000	3,000,000	3,000,000	14,200,000
Pump Station Improvements - 19th St PS	-	500,000	3,000,000	-	-	3,500,000
Pump Station Improvements - Big Ridge #1	-	-	500,000	4,000,000	-	4,500,000
Pump Station Improvements - Big Ridge #12 and others	-	-	-	10,000,000	10,000,000	20,000,000
Pump Station Improvements - Boy Scout Rd	-	-	500,000	2,500,000	-	3,000,000
Pump Station Improvements - Hixson 2 (Bundle)	6,500,000	-	-	-	-	6,500,000
Sandwich Road Point Repairs	625,000	625,000	-	-	-	1,250,000
Sandwich Road Sewer Lining	2,500,000	2,350,000	-	-	-	4,850,000

City of Chattanooga
FY24-28 Capital Budget Summary by Project

	Proposed FY24	Proposed FY25	Proposed FY26	Proposed FY27	Proposed FY28	5 Year Total
Sanitary Sewers for Annexed Areas	-	4,500,000	4,000,000	-	-	8,500,000
Sewer Bypass Pumps	145,000	-	-	-	-	145,000
Sewer Line Extensions	575,000	-	-	-	-	575,000
Shop Equipment and Tool Room	250,000	-	-	-	-	250,000
Shop Storage and Organization	50,000	-	-	-	-	50,000
Smart Sewer Implementation	350,000	500,000	1,000,000	1,500,000	-	3,350,000
Software Upgrades	195,000	-	-	-	-	195,000
South Chick Pump Station Improvements	5,000,000	10,000,000	-	-	-	15,000,000
Tiftonia Pump Station #1 Safety Upgrade	-	-	5,000,000	-	-	5,000,000
Tiftonia Pump Station #3 Safety Upgrade	-	2,500,000	-	-	-	2,500,000
Training Center Expansion	500,000	1,000,000	-	-	-	1,500,000
Vehicle Purchases	1,053,500	-	-	-	-	1,053,500
Warehouse Racking	500,000	-	-	-	-	500,000
Wet Weather Storage Phase 4 - South Chic PS	25,000,000	-	-	-	-	25,000,000
Wet Weather Storage Phase 6 - Hixson PS #1	16,667,052	-	-	-	-	16,667,052
Wilcox Blvd Chronic SSO	500,000	2,500,000	-	-	-	3,000,000
Stormwater	11,042,500	14,113,000	13,855,625	8,638,031	8,305,527	55,954,683
Public Works - Stormwater	11,042,500	14,113,000	13,855,625	8,638,031	8,305,527	55,954,683
3469 Brainerd Rd	1,000,000	1,000,000	-	-	-	2,000,000
Automated Flood Warning System	360,000	375,000	375,000	385,000	400,000	1,895,000
Brianwood Circle	1,030,000	1,050,000	1,100,000	1,125,500	1,200,000	5,505,500
Broad Street - MLK to Aquarium Way	350,000	350,000	350,000	-	-	1,050,000
Central Ave Ext Separation	-	3,683,000	4,620,000	1,030,000	-	9,333,000
Dartmouth/Five Points Watershed SIP	2,000,000	2,060,000	2,200,000	-	-	6,260,000
Drainage Projects	500,000	500,000	500,000	500,000	500,000	2,500,000
Floodplain Modeling	250,000	312,500	375,000	450,000	540,000	1,927,500
Green Infrastructure SOV Bank	100,000	125,000	162,500	227,500	318,500	933,500
Heavy Equipment	485,000	635,000	635,000	775,000	650,000	3,180,000
On-Call Landscape Design	250,000	325,000	422,500	528,125	660,150	2,185,775
Stormwater Asset Management Plan	1,545,000	1,030,000	-	-	-	2,575,000
Stream Buffer Conservation	250,000	325,000	390,000	487,500	585,000	2,037,500
Stream Restoration/Various Sites	312,500	375,000	450,000	540,000	648,000	2,325,500
TN Riverbank Stabilization	1,030,000	1,100,000	1,250,000	1,400,000	1,500,000	6,280,000
USACE/FEMA Floodplain Culvert Replacement Projects	880,000	262,500	275,625	289,406	303,877	2,011,408
WQ TMDL & Land Management	550,000	605,000	750,000	900,000	1,000,000	3,805,000
WQ Vehicles	150,000	-	-	-	-	150,000
Total	218,472,822	196,658,700	166,555,625	114,188,031	91,305,527	787,180,705

RESOLUTION NO. _____

A RESOLUTION INDICATING INTENT OF THE CITY OF CHATTANOOGA, TENNESSEE, TO ISSUE ITS BONDS OR OTHER OBLIGATION OF INDEBTEDNESS RELATING TO PUBLIC WORKS PROJECTS OF THE CITY WITH THE PROCEEDS OF BONDS OR OTHER DEBT OBLIGATIONS TO BE ISSUED BY THE CITY OF CHATTANOOGA, TENNESSEE.

WHEREAS, the City Council of the City of Chattanooga, Tennessee (the "City") has determined that it is necessary and advisable for the City to issue bonds, notes and/or loans for the purpose of financing, in whole or in part, (i) constructing, improving, repairing, renovating and equipping of public buildings, city hall, fire department buildings, parks and recreation facilities, (ii) the acquisition of equipment, including vehicles, for City purposes; (iii) constructing and improving roads, streets, bridges, sidewalks, culverts, plazas and highways; and (iv) payment of legal, fiscal, administrative, architectural and engineering costs incident to all of the foregoing (collectively, the "Projects"); and

WHEREAS, the City expects to incur certain expenses in connection with undertaking such Projects; and

WHEREAS, the City Council of the City desires to state its intentions with respect to the reimbursement of such expenditures in accordance with the requirements of the regulations applicable thereto promulgated by the United States Department of Treasury; and

NOW, THEREFORE, BE RESOLVED by the City Council of the City of Chattanooga, Tennessee as follows:

Section 1. The City hereby states that it reasonably expects to reimburse itself for certain expenditures to be made by the City in connection with the undertaking of the Projects.

Section 2. The maximum principal amount of bonds or other indebtedness expected to be issued for the purpose of reimbursing the City for expenditures in connection with the Projects is \$15,500,000. The bonds or other indebtedness expected to be issued to finance the Projects are expected to be general obligations of the City.

Section 3. This resolution shall be placed in the minutes of the City Council and shall be made available for inspection by the general public.

Section 4. The City's statement of intent in this resolution to reimburse itself for the expenditures described herein is consistent with the budgetary and financial circumstances of the City as of the date of this resolution.

Section 5. This resolution constitutes a declaration of official intent under Treas. Reg. § 1.150-2.

Section 6. The adoption of this resolution shall not in any event require the City to carry out any Projects referenced herein. Any notes or other indebtedness of the City to be issued to finance any of the Projects referenced herein shall only be issued after compliance by the City with all requirements of law.

Section 7. All resolutions or parts of resolutions in conflict herewith are hereby repealed, and this resolution shall be in immediate effect from and after its adoption.

Section 8. This resolution shall take effect immediately.

ADOPTED: June _____, 2023.

35804002.2

DRAFT