

2026-2027

OPERATING BUDGET



MAYOR TIM KELLY
ONE CHATTANOOGA



TABLE OF CONTENTS

• Mayor’s Budget Message	AA-1
• Revenue & Expense Overview	AB-1
• Operating Budget FY 27 Ordinance	1-80
• Revenues	B-1
• Fund Summary	B-11
• Department: Financials	
▪ General Government	B-25
• General Gov’t Essential Cost.....	B-33
• City Council.....	B-39
• City Judge.....	B-51
• City Attorney.....	B-63
• Internal Audit.....	B-79
• Technology Services.....	B-91
• Purchasing.....	B-107
• Agencies.....	B-115
▪ Executive Branch	B-125
▪ Finance & Administration	B-141
▪ Human Resources	B-155
▪ Community Development	B-169
▪ Police	B-185
▪ Fire	B-203
▪ Public Works	B-217
▪ Parks & Outdoors	B-235
▪ Early Learning	B-253
▪ City Planning	B-267
▪ Community Engagement	B-281
▪ Economic Development	B-289
▪ Constituent Services	B-305

TABLE OF CONTENTS

- **Other Funds**
 - Municipal Golf Courses Fund..... B-313
 - Economic Development Fund..... B-329
 - Narcotics Fund/Federal Asset Forfeiture Fund B-343
 - State Street Aid Fund..... B-357
 - Hotel/Motel Tax Fund..... B-375
 - Debt Service Fund..... B-389
 - Waste Water Fund..... B-403
 - Solid Waste Fund..... B-421
 - Storm Water Fund..... B-439
 - TN Valley Regional Communications Fund..... B-457
- **Personnel Summary**
 - Personnel Data..... B-473
- **Capital Improvement Plan..... C-1**
 - Governmental Fund Projects..... C-1
 - Enterprise Fund Projects
 - Fleet..... C-6
 - Solid Waste..... C-6
 - Storm Water..... C-6
 - Waste Water..... C-8
 - Capital Improvements Ordinance..... C-11
 - Fiscal Year 2027 Plan..... C-15
 - Five-Year Capital Improvement Plan Resolution C-31
 - Fiscal Year 2027 thru 2031 Plan..... C-33
 - Bond Resolution..... C-39

Message from the Mayor

The city serves thousands of Chattanoogaans every day, and it's clear that our residents want to live in a city that prioritizes their needs, not the needs of the government. They want a city that focuses on the tangible things that matter. They want the freedom to move and safely enjoy the city as they please, while being treated with dignity and respect. They want to be able to afford to live in our city and enjoy a high quality of life. And they want a budget that builds on the promise of One Chattanooga.

The City of Chattanooga can deliver on all that and more. As a service delivery organization, the services we provide are delivered by the people we employ. Park stewards, crew workers, firefighters and police show up to serve when there's a fire, an act of violence, or litter on the side of the road. It's our people who fill the potholes, pick up the recycling, and plant the trees, and it follows that they represent by far the largest portion of this or any city budget.

That's why after accounting for growth, we're proposing that the bulk of the \$4 million in net-new revenue go toward keeping up with the cost of living for our employees, so that we can fill open positions more quickly, as well as attract and retain the best people for the job.

We're also working hard to contain the impact of rising costs for contracted goods and services, labor, and capital purchases. Everything from asphalt to steel costs more than it did a few years ago, sometimes much more.

Last year, we asked Chattanoogaans to invest in the essential services that impact their lives: police, fire, paving, affordable housing, and technology to address congestion. This year's budget is about providing a return on that investment.

Identifying savings every year allows us to fund the investments that make us more efficient, such as fire equipment that helps keep insurance costs down for every property owner, and crime-fighting technology that allows us to solve serious crimes with a 94% clearance rate. It also enables us to address and enhance the infrastructure that allows us to drive, bike or walk to school, church and work from our homes.

Across the city, we trimmed our use of everything from office supplies to underused software, and the numbers add up:

A few examples:

- **Parks:** \$40,000 in annual savings by using in-house labor to build new park pavilions
- **Fire:** \$42,000 in annual savings by trimming printing and hardware purchases
- **Technology:** \$168,000 in annual savings from renegotiating Verizon cellular devices
- **Mayor's office:** \$136,000 in annual savings by cutting contracts and internal processes
- **Community Development:** \$6,000 in annual savings by reducing credit card fees
- **Early Learning:** \$13,000 in annual savings moving from paid ads to local partnerships
- **Planning:** \$36,000 in annual savings by using existing staff for grant duties

These are just a few of the savings we achieved to help make investments that will support opportunities for tomorrow's workforce, take care of those who have long made Chattanooga their home by tackling the housing crisis head-on, and help Chattanooga access opportunity with infrastructure investments into bridges, public transit and traffic signals. These are not only worthy investments on their own, but they also help make the Chattanooga dream a possibility for those who would pursue it.

I ask you to join me as we continue working to build One Chattanooga.

-Tim



Mayor Tim Kelly
City of Chattanooga

Budget Process and Timeline

The fiscal year 2027 budget was prepared using a priority-based budgeting approach designed to comprehensively prioritize service delivery and transparency throughout the process.

The following principles framed the preparation of this budget:

- Spend within our means
- Prioritize service delivery to our citizens
- Do the important things well
- Evaluate past patterns of spending
- Be transparent with the community
- Remain cognizant of the ONE CHATTANOOGA strategic plan
- Demand accountability for results

Budget Timeline	
Strategic Planning	January 2026
Internal Budget Preparation	January through April 2026
Budget Presentation to City Council	May 5, 2026
Budget Education Sessions	May 12, 2026 through May 26, 2026
Budget Public Hearing	June 2, 2026
Budget Ordinance - First Reading	June 16, 2026
Budget Ordinance - Second Reading	June 23, 2026

Strategic Plan

In the Fall of 2021, Mayor Kelly released his ONE CHATTANOOGA strategic plan, providing a broad vision that guides the work of all departments throughout City government. The plan is not meant to be a finished product and is in constant review. We are confident this bold vision is achievable; together, we can make this vision a reality and make Chattanooga the best city in America!

The ONE CHATTANOOGA strategy consists of 7 goals and 40 priorities that comprise the strategy to realize our vision of a city where opportunity exists for all and where prosperity is plentiful. Each goal represents an aspiration for the city and offers initiatives and pathways for residents and local leaders, as well as a model for our peers across the nation.

Build a path to universal early learning

1. Expand access to early learning for all families
2. Integrate our early learning programs from prenatal care to kindergarten
3. Train the next generation of excellent early learning professionals
4. Partner with Hamilton County Schools to provide high-quality learning opportunities and services for families
5. Make Chattanooga an investment-ready early learning model for the nation

Catalyze economic vitality in the Black community

6. Increase pathways to entrepreneurship and access to capital for all
7. Create robust and accessible workforce development pathways
8. Commit to meaningful and constructive recidivism reduction
9. Ensure city purchasing and procurement practices meet equity goals
10. Advance arts, culture, and the creative economy across Chattanooga
11. Invest in historically underserved neighborhoods
12. Engage and involve the whole community in city planning and investment

Ensure accessible housing choices for all Chattanooga residents

13. Expand affordable housing inventory across the city
14. Diversify the range of capital options available for affordable housing development
15. Expand supportive housing resources to end chronic homelessness
16. Support both tenants and housing providers with housing security and eviction prevention resources
17. Preserve land for affordable housing in transitioning neighborhoods

Improve local infrastructure

18. Ensure timely, equitable, and responsive repairs to potholes and road failure
19. Develop a strategic capital plan that includes long-term maintenance
20. Modernize and invest in our public transit system
21. Design Chattanooga for sustainable and inclusive growth
22. Expand and connect our local parks, trails, and greenways system
23. Invest in sustainable and resilient infrastructure

Build a competitive regional economy

24. Attract higher-paying jobs with targeted economic recruiting
25. Grow household income for all Chattanooga residents through workforce development and skills-training
26. Ensure essential City workers are paid a living wage
27. Lead in the emerging green economy
28. Foster a welcoming, inclusive, and prosperous city for New Americans
29. Refine Chattanooga's competitive advantages and traded clusters vs. rival cities

Close the gaps in public health

- 30. Address racial and economic disparities in public health outcomes
- 31. Prevent violence in our community by addressing root causes
- 32. Support youth development with intentional support and opportunities
- 33. Destigmatize mental and emotional health, leading with City policies
- 34. Ensure all Chattanoogaans have access to fresh, healthy, and affordable food
- 35. Leverage and improve outdoor spaces to advance public health

Provide responsive and effective local government

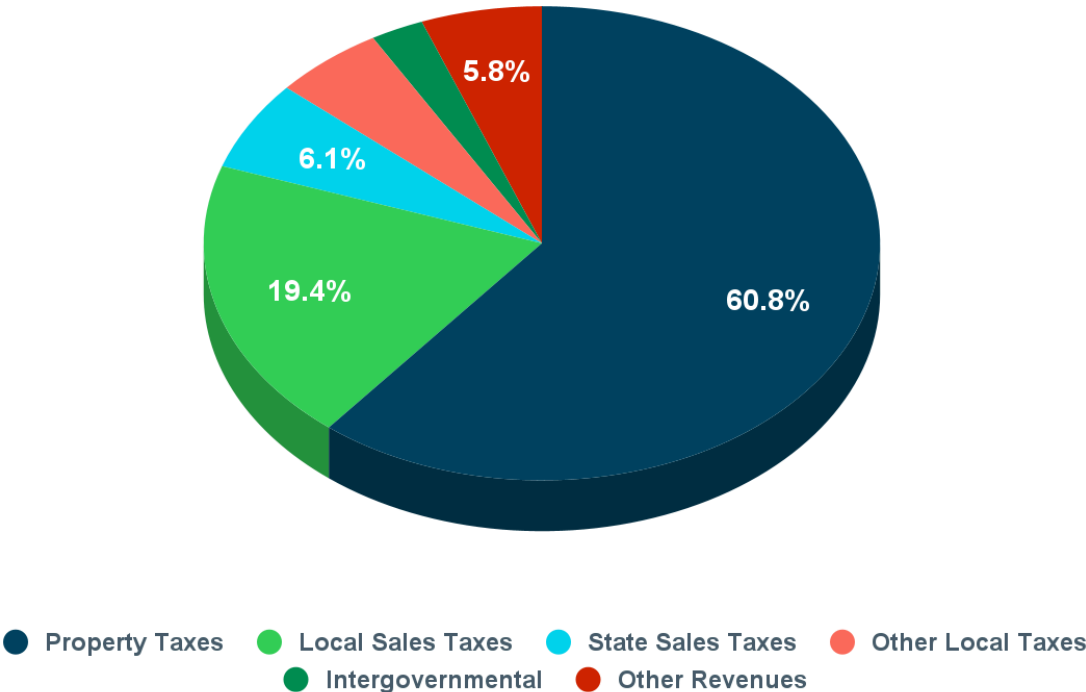
- 36. Streamline our city processes and prioritize innovative approaches to city services
- 37. Increase opportunities for residents to engage local government
- 38. Implement policies and practices that ensure transparency and accountability
- 39. Invest in technology, platforms, and practices that allow Chattanooga to lead with citizen involvement and engagement
- 40. Advocate for local control over local issues and policies at the state and national level

General Fund Revenues Summary

Revenues needed to operate the City government are generated primarily through property taxes, state and local sales taxes, and other local taxes. This budget was prepared using the property tax rate of \$1.93 per \$100 of assessed value, which represents the adopted tax rate in FY26.

General Fund Revenue Source	Dollars	Percent
Property Taxes	\$ 239,709,000	61%
Local Sales Taxes	\$ 76,575,000	19%
State Sales Taxes	\$ 24,058,000	6%
Other Local Taxes	\$ 20,841,000	5%
Intergovernmental	\$ 10,015,000	3%
Other Revenues	\$ 22,782,000	6%
Total Revenue	\$ 393,980,000	100%

Revenues by Source

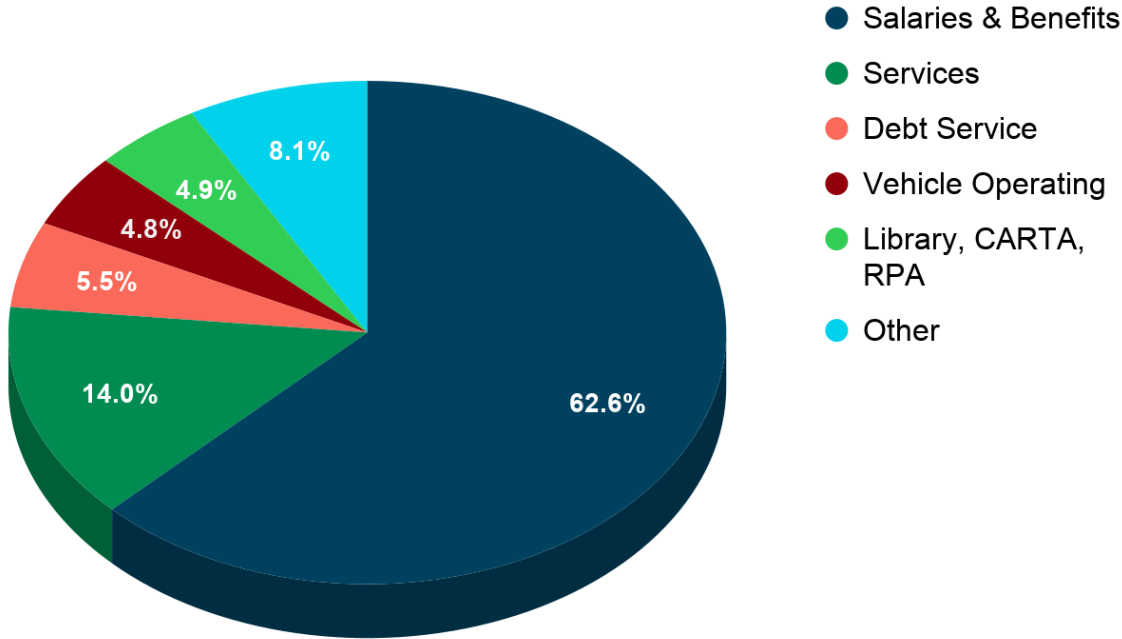


General Fund Expenditures Summary

The revenues are used to provide essential services to the citizens of Chattanooga, as detailed below.

Department	FY26	FY27	Inc/(Dec)
Police	\$98,501,386	\$95,409,483	-\$3,091,903
Fire	\$80,351,344	\$84,588,216	\$4,236,872
Public Works	\$51,687,215	\$52,563,247	\$876,032
Debt Service	\$21,653,113	\$21,852,113	\$199,000
General Government	\$28,840,477	\$25,364,200	-\$3,476,277
Information Technology	\$18,370,148	\$21,639,137	\$3,268,989
Parks & Outdoors	\$16,820,975	\$15,613,404	-\$1,207,571
Agencies & Quasi Agencies	\$15,601,040	\$18,050,881	\$2,449,841
Community Development	\$15,049,487	\$14,915,526	-\$133,961
Finance & Administration	\$8,090,167	\$9,690,241	\$1,600,074
Executive Branch	\$8,222,925	\$7,680,905	-\$542,020
CARTA	\$7,645,000	\$8,395,000	\$750,000
Other Departments	\$19,262,723	\$18,217,647	-\$1,045,076
Total Expenditures	\$390,096,000	\$393,980,000	\$3,884,000

General Fund - Expenditures by Type



Other Funds

Municipal Golf Course Fund

Accounts for revenues and expenditures associated with the operation of municipal golf courses.

Economic Development Fund

Accounts for revenues and expenditures associated with economic development in Downtown Chattanooga and Enterprise South. These projects are funded by an additional 0.5% local option sales tax approved in a 2004 ballot initiative

State Street Aid Fund

Accounts for revenues and expenditures associated with the City's share of state gasoline taxes. State law requires that gasoline taxes be used to maintain streets.

Hotel/Motel Tax Fund

Accounts for revenues and expenditures associated with the City's hotel/motel privilege tax. The City ordinance requires that hotel/motel taxes be used to develop and implement public improvements in the downtown and waterfront areas.

Narcotics Fund

Accounts for drug fines and grants received and usage of these monies for drug education and investigations.

Debt Service Fund

Accounts for the accumulation of resources for, and payment of, general long-term obligations.

Waste Water Fund

Accounts for revenues and expenditures associated with the operation of the sewer system, including capital improvements.

Solid Waste Fund

Accounts for revenues and expenditures associated with the operation of a municipal landfill. The fund includes adequate investments earmarked to cover costs for closure and post-closure care, in compliance with the Environmental Protection Agency (EPA) mandate establishing closure and post-closure requirements.

Storm Water Fund

Accounts for revenues and expenditures associated with water quality management. The fund was established to comply with EPA guidelines.

Tennessee Valley Regional Communications (TVRC) System Fund

Accounts for revenues and expenditures associated with the management of a regional communications system that services a multi-county/multi-state region.

Following is a summary of the other funds:

The difference between revenues and expenditures represents the amount of planned use of reserves throughout the various funds.

Other Funds	Revenues	Expenditures
Municipal Golf Course	\$2,990,566	\$2,990,566
Economic Development	\$20,100,000	\$21,280,000
Narcotics	\$500,000	\$500,000
State Street Aid	\$7,235,000	\$8,870,000
Hotel/Motel Tax	\$10,396,000	\$13,476,000
Debt Service	\$26,047,882	\$26,047,882
Waste Water	\$136,178,180	\$200,956,344
Solid Waste	\$5,100,200	\$6,500,200
Storm Water	\$38,695,000	\$45,069,000
TN Valley Regional Communications	\$2,113,311	\$2,113,311
Totals	\$249,356,139	\$327,803,303

Capital Budget Summary

The fiscal year 2027 capital budget totals \$167,109,367, as detailed below.

Capital Budget Fund	Dollars
General Government	\$33,411,636
Fleet	\$8,000,000
Solid Waste	\$4,400,000
Stormwater	\$17,497,731
Wastewater	\$103,800,000
Total Capital Budget	\$167,109,367

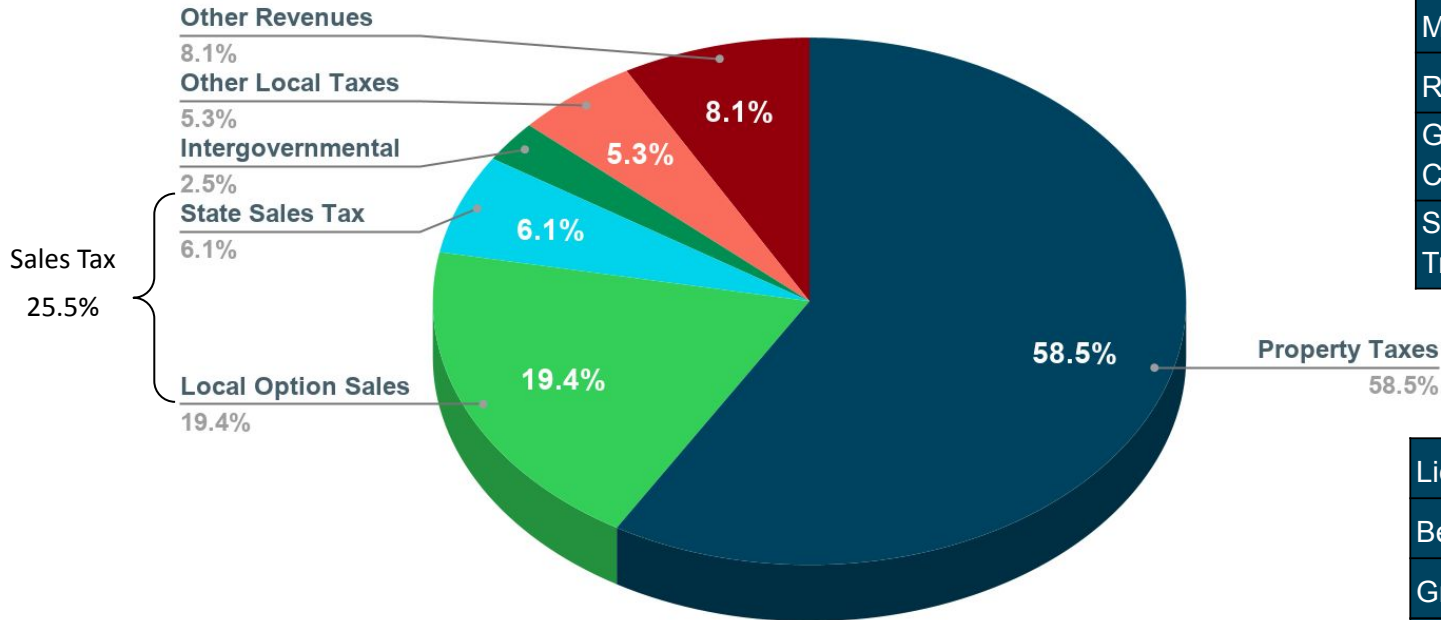
The general government portion of the capital budget has been organized into the following functional areas to provide greater transparency around how funds are invested.

Functional Area	# of Projects	Dollars	External Funding	% of Total
Better Government	3	\$1,180,000	0%	4%
Economic Development	3	\$380,000	0%	1%
Neighborhoods	6	\$2,825,000	0%	8%
Outdoors	12	\$5,995,000	0%	18%
Public Safety	6	\$3,425,000	0%	10%
Roads and Bridges	7	\$17,026,636	4%	51%
Transit	1	\$2,580,000	0%	8%
Total GG Capital	38	\$33,411,636		100%



FY 2027 REVENUE & EXPENSE OVERVIEW

Where General Fund Money Comes From FY27 Budget \$393,980,000



Intergovernmental

Mixed Drink	5.7M
Ross's Landing	1.9M
Gross Receipt Commission	417K
Specialized Training	696K

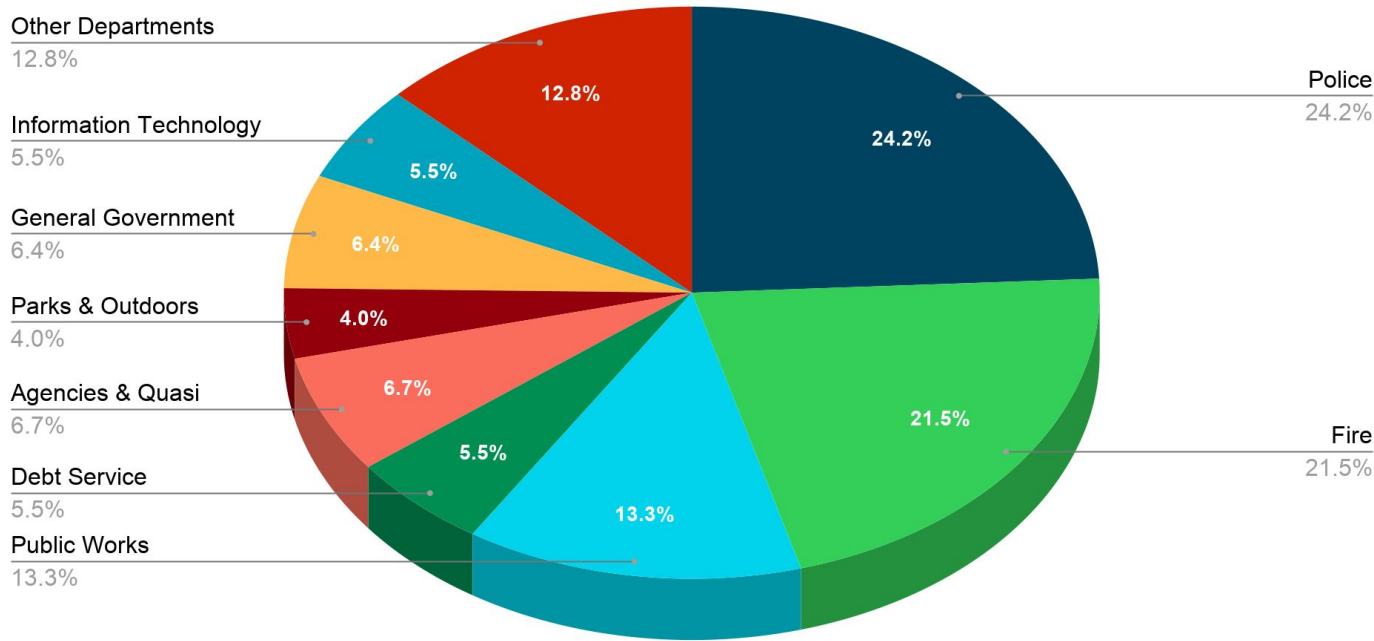
Other Local Tax

Liquor	2.5M
Beer	4.8M
Gross Receipts	8.4M
Franchise Tax	4.1M
Corp. Excise Tax	1M

AB-2

Property Taxes	Local Option Sales Tax	State Sales Tax	Intergovernmental	Other Local Taxes	Other Revenues	Total General Fund
230,671,000	76,575,000	24,058,000	10,015,000	20,841,000	31,820,000	393,980,000

Where General Fund Money Goes FY27 Budget \$393,980,000

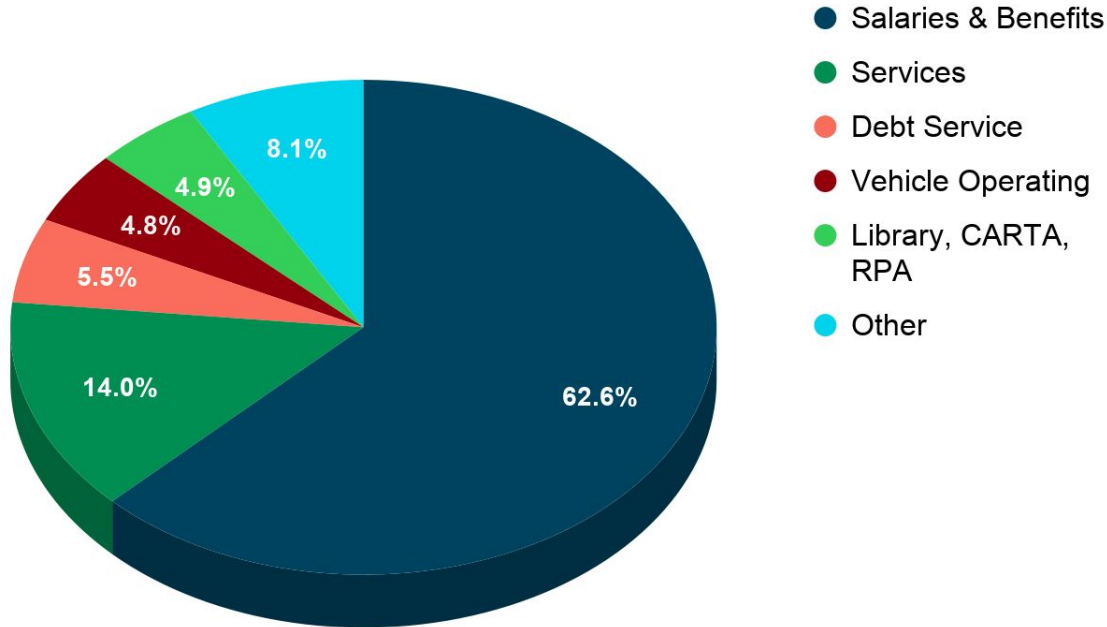


Included in Other Departments

Executive Branch	7.7M
Finance and Admin	9.7M
Human Resources	3.2M
Community Dev	14.9M
Early Learning	2.3M
City Planning	0.5M
Economic Dev	12.2M

	Police	Fire	Public Works	Debt Service	Agencies & Quasi Agencies	Parks & Outdoors	General Government	Information Technology	Other Departments
8-AB-3	95,409,483	84,588,216	52,563,247	21,852,113	26,445,881	15,613,404	25,364,200	21,639,137	50,504,319

FY27 Expenditures by Category



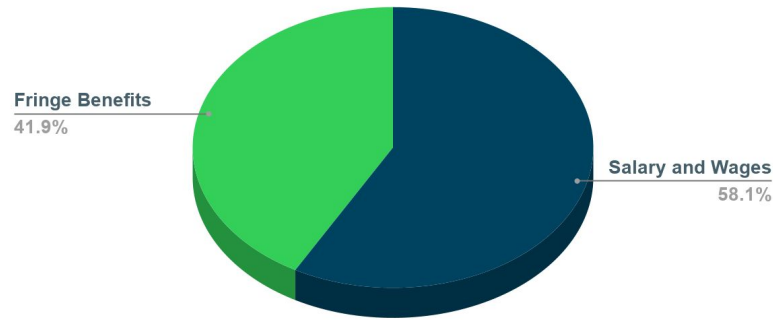
Major Purchased Services

IT Main/host/license	10.7M
Street Lighting	2.8M
Animal Services	2.3M
Waste Disposal	4.7M
Utilities	5.8M
Transfer Station Cost	2.6M
Employment Agencies	1.7M
911	6.5M
Contingency	3.2M

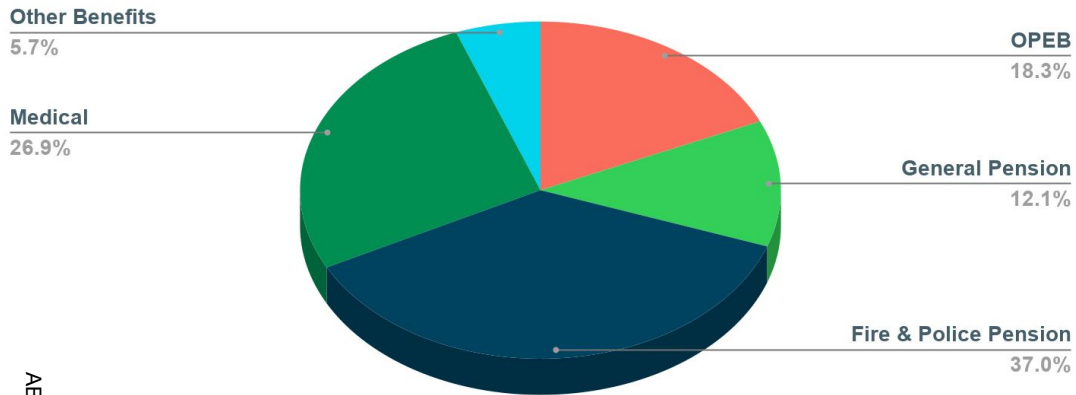
Salaries & Benefits	Services	Debt Service	Vehicle Operating	Library, CARTA, RPA	Other
246,855,553	54,899,688	21,852,113	19,009,014	19,233,448	32,130,184

Focus on Salary & Fringe Benefits (\$247M)

FY27 Total Compensation



FY27 Fringe Benefits Breakdown



Fringe Benefits (\$103M)

	FY27 Proposed	FY27 % of Total
OPEB	18,932,947	18.31%
General Pension	12,518,489	12.10%
Fire & Police Pension	38,285,169	37.02%
Medical	27,782,153	26.86%
Other Benefits	5,903,740	5.71%



ORDINANCE NO. XXXXX

AN ORDINANCE, HEREINAFTER ALSO KNOWN AS "THE FISCAL YEAR 2026-2027 OPERATIONS BUDGET", PROVIDING REVENUE FOR THE FISCAL YEAR BEGINNING JULY 1, 2026, AND ENDING JUNE 30, 2027; APPROPRIATING SAME TO THE PAYMENT OF EXPENSES OF THE MUNICIPAL GOVERNMENT; FIXING THE RATE OF TAXATION ON ALL TAXABLE PROPERTY IN THE CITY, AND THE TIME TAXES AND PRIVILEGES ARE DUE, HOW THEY SHALL BE PAID, WHEN THEY SHALL BECOME DELINQUENT; PROVIDING FOR INTEREST AND PENALTY ON DELINQUENT TAXES AND PRIVILEGES; AMENDING CHATTANOOGA CITY CODE, PART II, CHAPTER 2, SECTION 2-267, RELATIVE TO PAID LEAVE FOR ACTIVE-DUTY TRAINING AND TO AMEND CHATTANOOGA CITY CODE, PART II, CHAPTER 31, SECTIONS 31-36, 31-37, 31-41, AND 31-43, SECTIONS 31-322 AND 31-354

WHEREAS, Pursuant to and in compliance with the provisions of the Charter of the City of Chattanooga, Tennessee, the revenues have been estimated for operating the Municipal Government for the fiscal year 2026-2027 from all sources to be as follows

	FY25 Actual	FY26 Projected	FY27 Proposed
<u>PROPERTY TAXES</u>			
Current Taxes on Real & Personal Property	\$171,953,314	\$216,108,294	\$216,660,000
Taxes on Real & Personal Property - Prior Years	4,405,686	6,201,187	6,201,000
PAYMENTS IN LIEU OF TAXES			
Chattanooga Housing Authority	\$227,669	\$233,520	\$233,500
Tennessee Valley Authority	2,257,486	2,497,584	2,510,000
Good Neighbors	2,808	2,800	2,800
Orchard Knob Dev Corp	-	455	460
UnumProvident Group	83,445	83,440	76,700
Wm Wrigley Jr Co	-	1,041,382	1,041,400
Blue Cross Blue Shield	1,162,588	445,237	-
Gestamp Chattanooga, LLC	1,045,560	1,407,189	1,407,200
EPB Electric	6,505,122	6,747,799	-
EPB Telecom	294,928	299,312	-
EPB Internet	275,382	321,785	-
Coca-Cola Bottling	198,526	182,859	182,900
Plastic Omnium Auto Exteriors, LLC	105,059	72,593	186,600
UTC Two	10,148	10,150	-
UTC Three	5,790	5,790	-

	FY25 Actual	FY26 Projected	FY27 Proposed
Alco Woodlawn Partners	33,078	28,373	28,400
Yangeng US Automotive Interior Systems LLC	37,304	51,642	-
M & M Industries Inc.	69,435	87,165	-
HomeServe USA Corp	64,992	5,130	-
Walnut Commons	71,775	99,965	71,800
Steam Logistics	-	21,685	34,700
PILOT Reserve at Mountain Pass LP	3,650	3,094	-
DGA Shallowford LP	-	4,285	4,300
TOTAL PAYMENT IN LIEU OF TAXES	\$12,454,745	\$13,653,234	\$5,780,760
Interest & Penalty on Delinquent Taxes	\$1,614,104	\$1,801,528	1,796,500
Delinquent Taxes Collection Fees	271,424	232,823	232,800
TOTAL PROPERTY TAXES	\$190,699,273	\$237,997,066	\$230,671,060
<u>OTHER LOCAL TAXES</u>			
Liquor Taxes	\$3,073,243	\$2,494,098	\$2,494,000
Beer Taxes	4,920,595	4,813,404	4,813,000
Local Litigation Taxes - City Court	2,611	2,657	3,000
Gross Receipts Taxes	8,536,812	8,449,255	8,449,000
Corp Excise Taxes – State	1,076,504	953,441	953,000
Corp Excise Taxes – Non Depository	5,320	2,990	3,000
Franchise Taxes – Chattanooga Gas	3,234,155	2,607,801	2,610,000
Franchise Taxes – Comcast Cable	546,556	503,886	504,000
Franchise Taxes - Century Tel	2,838	1,572	2,000
Franchise Taxes – AT&T Mobility	19,283	16,081	16,000
Franchise Taxes – EPB Fiber Optic	1,046,688	993,906	994,000
TOTAL OTHER LOCAL TAXES	\$22,464,605	\$20,839,091	\$20,841,000
<u>LICENSES, FEES & PERMITS</u>			
Wrecker Permits	\$900	\$1,000	\$1,000
Liquor By the Drink Licenses	\$174,460	138,840	139,000
Liquor By the Drink – Interest & Penalty	638	-	-
Transient Vendor License	750	467	-
Motor Vehicle Licenses	418,410	392,453	392,000
Wrecker Contractor License	500	400	-
Original Business License	30,750	30,205	28,000
Building Permits	3,449,344	3,849,344	3,305,000
Electrical Permits	447,148	442,923	443,000
Plumbing Permits	307,845	362,012	341,000
Street Cut-In Permits	419,618	405,503	406,000
Mechanical Code Permits	389,572	591,321	411,000
Hotel Permits	1,150	400	-
Gas Permits	32,150	38,049	38,000
Sign Permits	115,510	115,510	105,000
Taxi Permits	2,565	733	1,000

	FY25 Actual	FY26 Projected	FY27 Proposed
Moving Permit Investigation Fee	-	990	-
Traffic Eng Special Events Permits	320	-	-
Push Cart Permits	21,850	21,850	14,000
Mobile Food Unit	200	-	-
Tree Ordinance Permit	950	450	-
Tire Haulers Permit	35,000	-	-
Short Term Vacation Rental Permit	255	40	-
Issuing Business Licenses & Permits	203,200	203,133	186,000
Plumbing Examiner Fees & Licenses	61,256	22,512	23,000
Electrical Examiner Fees & Licenses	54,950	24,413	24,000
Gas Examination Fees & Licenses	180,100	253,000	152,000
Beer Application Fees	37,480	17,547	18,000
Mechanical Exam Fees & Licenses	22,550	13,000	13,000
Permit Issuance Fees	19,490	106,735	68,000
Exhibitor's Fees	70,530	72,717	73,000
Subdivision Review/Inspection Fees	247	94	-
Adult Entertainment Application Fee	32,672	30,082	30,000
Zoning Letter	3,300	2,500	3,000
Variance Request Fees	30,300	43,106	35,000
Certificates of Occupancy	14,800	13,185	12,000
Code Compliance Letter Fees	57,140	49,291	46,000
Modular Home Site Investigation	3,369	1,700	2,000
Plan Checking Fees	100	300	-
Phased Construction Plans Review	757,850	757,850	640,000
Construction Board of Appeals	7,982	36,388	16,000
Sign Board of Appeals	900	1,350	1,000
Historic Zone Construction Fees	10,150	8,200	8,000
Northshore Design Appeal Fee	7,850	2,520	3,000
Fire Department Permits	461,244	423,485	374,000
Wine In Grocery Store Application	1,200	500	-
Beer Permit	67,050	63,860	64,000
Misc. licenses and permits	1,700	1,640	-
TOTAL LICENSES, FEES & PERMITS	\$7,957,295	\$8,541,598	\$7,415,000

INTERGOVERNMENTAL REVENUE

State – Specialized Training Supplement	\$636,800	\$640,800	\$641,000
State Maintenance of Streets	44,000	-	-
State Sales Taxes	22,943,510	23,461,681	24,058,000
State Income Taxes	1,110	-	-
State Beer Taxes	76,713	72,605	73,000
State Mixed Drink Taxes	5,775,602	5,881,142	5,703,000
State – Telecommunication Sales Taxes	252,796	242,176	242,000
State Alcoholic Beverage Taxes	184,118	191,216	178,000
State Gas Inspection Fees	332,873	331,199	331,000
Commission from State of TN/Gross Receipts	791,945	753,979	754,000

	FY25 Actual	FY26 Projected	FY27 Proposed
State Shared Sports Gambling TCA 4-51-304	398,255	436,135	390,000
Hamilton County Ross' Landing/Plaza	1,862,771	1,698,352	1,698,000
Local Option Sales Taxes-General Fund	71,953,759	74,100,898	75,983,000
Local Option Sales Taxes-Out of State	809,858	576,953	592,000
Other Local Governments	1,301,742	28,397	5,000
TOTAL INTERGOVERNMENTAL REVENUE	\$107,365,852	\$108,415,533	\$110,648,000

CHARGES FOR SERVICE

Current City Court Costs	\$125,293	\$129,629	\$129,600
Court Commissions	3,966	4,632	4,600
Court Clerk's Fees	410,265	416,624	416,600
Service of Process	49	18	-
Delinq Service of Process	8,077	6,625	6,600
Processing of Release Forms	585	208	-
Court Administrative Costs	2,666	1,540	1,500
Court Translation Fee	70	-	-
Land & Building Rents	174,634	170,581	171,000
Ballfield Income	91,850	47,694	48,000
Carousel Ridership	12,765	431	-
Walker Pavilion Rents	36,525	34,900	32,600
Heritage Park House Rent	15,475	15,182	14,000
Renaissance Park Rent	550	2,200	2,000
Greenway Facilities Rent	52,663	49,300	36,400
Dock Rental	51,534	46,507	46,500
Ross' Landing Rent	10,600	10,600	9,000
Champion's Club	40,065	27,574	28,000
Recreation Center Rental	38,945	35,847	28,000
Carousel Room Rental	19,275	16,875	17,000
Coolidge Park Rental	26,750	13,536	13,500
Program Fees	820	245	-
Park Event Fee	23,330	23,313	23,300
kidz Kamp	21,070	16,205	16,100
Sports Program Fees	21,998	12,827	12,800
OutVenture Fees	11,542	15,972	14,500
Swimming Pools	96,278	95,075	91,800
Credit Card Processing Fees	3,690	2,575	2,600
Concessions	55,098	46,806	27,900
Financial Service-EPB	7,200	7,200	7,100
General Pension Admin Costs & Other Misc	66,460	46,500	46,500
Returned Check Fee	5,799	6,027	5,400
Waste Container Purchases	38,728	29,250	29,000
Non-Profit Request Fee	850	50	-
Treasurer's Commission BID	18,241	15,071	15,100
Miscellaneous	(52,734)	269	-
TOTAL CHARGES FOR SERVICE	\$1,440,972	\$1,347,888	\$1,297,000

	FY25 Actual	FY26 Projected	FY27 Proposed
<u>FINES, FORFEITURES, & PENALTIES</u>			
City Court Fines Current	\$9,641	\$4,545	\$5,000
City Court Fines-Speeding Current	46,437	46,265	43,500
City Court Fines Other Driving Offenses	345,275	356,742	357,000
City Court Fines Non Driving Offenses	18,696	26,912	20,000
Criminal Court Fines	99,067	83,696	84,000
Traffic Court Parking Ticket Fines	42,973	29,934	30,000
Traffic Court Parking Tickets Delinquent	987	952	1,000
Traffic Court Parking Delinquent Court Cost	2,809	2,803	2,500
Air pollution penalties	9,979	-	-
Miscellaneous	103	2,500	-
TOTAL FINES, FORFEITURES, & PENALTIES	\$575,967	\$554,349	\$543,000
<u>USE OF PROPERTY INCOME</u>			
Interest on Investments	\$14,094,513	\$9,794,253	\$6,531,000
Sale of City Owned Property	45,194	-	-
Sale of Back Tax Lots	59,283	62,675	-
Sale of Equipment	170,008	326,553	227,500
TOTAL USE OF PROPERTY INCOME	\$14,368,998	\$10,183,481	\$6,758,500
<u>MISCELLANEOUS REVENUE</u>			
Miscellaneous Donations	\$9,170.00	\$1,100.00	-
Indirect Cost	6,598,120	6,187,000	6,187,000
Payroll Deduction Charges	8,850	18,488	11,000
Plans and Specification Deposits	414,110	356,060	356,000
Municipal Lien	114,972	55,530	56,000
Purchase Card Rebate	127,610	119,594	117,000
Other misc. revenue	203,290	42,904	41,000
TOTAL MISCELLANEOUS REVENUE	\$7,476,123	\$6,780,676	\$6,768,000
<u>TRANSFERS</u>			
EPB Electric	-	-	\$8,292,820
EPB Telecom	-	-	308,520
EPB Internet	-	-	437,100
	\$0	\$0	\$9,038,440
SUBTOTAL GENERAL FUND REVENUE	\$352,349,086	\$394,659,682	\$393,980,000
GOLF COURSE REVENUE	\$2,842,947	\$2,494,189	\$2,990,566
TOTAL GENERAL FUND REVENUE	\$355,192,033	\$397,153,871	\$396,970,566

WHEREAS, it is necessary to base the appropriations to the various departments of the Municipal Government on the above estimated revenues;

NOW, THEREFORE,

BE IT ORDAINED BY THE CITY COUNCIL OF THE CITY OF CHATTANOOGA, TENNESSEE:

SECTION 1. That for the purpose of raising revenue to operate the various departments, agencies, boards, commissions, offices, divisions or branches of the Municipal Government, and to pay the interest on and retire bonds of said City as they mature, there be and is hereby levied upon all taxable property within the City of Chattanooga, Tennessee, a tax rate for the year 2026 at a rate of \$1.93 upon every \$100.00 in assessed value of such taxable property; and to the extent applicable there is also levied a tax at the same rate upon every \$100.00 of Merchant and other Ad Valorem within the corporate limits of the City of Chattanooga, Tennessee..

SECTION 2. That the assessment made by the Assessor of Property of Hamilton County, Tennessee, and by the Tennessee Regulatory Agency for 2026 on all property located within the corporate limits of the City of Chattanooga, Tennessee, be and is hereby adopted as the assessments of the City of Chattanooga.

SECTION 3. That the taxes herein levied on all taxable property within the corporate limits of the City of Chattanooga shall be due and payable at the office of the City Treasurer and Tax Collector OCTOBER 1, 2026, and shall become delinquent MARCH 1, 2027, on which date unpaid taxes shall bear interest at twelve percent (12%) per annum, and a penalty of six percent (6%) per annum, plus other penalties as provided by law, which shall be paid by the taxpayer; provided, that except for taxpayers receiving tax relief under T.C.A. Sections 67-5-702 through 67-5-705.

SECTION 4. That the provisions of the Business Tax Act, Tennessee Code Annotated section 67-4-701, et seq., relative to the authorization of local taxes upon the privilege of engaging in certain types of business activities be and are hereby adopted by reference, and there is hereby levied a Business

Tax on all businesses taxable by municipalities under Chapter 387, Public Acts of 1971, as amended, at the maximum rates specified therein. The Tennessee Department of Revenue shall collect the Business Tax on behalf of the City as authorized in T.C.A. § 67-4-703(a). The City Treasurer is authorized and directed to collect such fees and taxes as are authorized by said Act to be collected by the City of Chattanooga, a municipality, together with such interest and penalties as may become due thereon, at the maximum rate provided by law. The City Treasurer is hereby authorized and directed, in accordance with the Business Tax Act, to register new businesses located within the City and collect a fee of Fifteen Dollars (\$15.00) for issuance of an initial business license upon the City Treasurer's receipt of the application, together with any other information reasonably required, and to issue such license at the time of registration. The City Treasurer is designated as the City official responsible for the registration of businesses located within the City of Chattanooga.

SECTION 5. That the budgets of the various departments, agencies, boards, commissions, offices, divisions, or branches of Municipal Government for the fiscal year beginning July 1, 2026, are fixed as hereafter set out; and the amount so fixed for each is hereby appropriated out of the estimated revenue for said year for the use of that department, agency, board, commission, office, division, branch of government, to-wit:

	FY25	FY26	FY27
	Actual	Projected	Proposed
General Government & Supported Agencies	\$135,917,300	\$90,188,290	\$95,301,331
Executive Department	6,722,388	7,733,259	7,680,905
Department of Finance & Administration	7,678,033	7,658,162	9,690,241
Department of Human Resources	3,827,708	2,579,639	3,174,323
Department of Community Development	9,516,298	13,956,095	14,915,526
Department of Police	89,972,119	103,105,312	95,409,483
Department of Fire	66,713,546	77,125,025	84,588,216
Department of Public Works	46,828,225	50,126,579	52,563,247
Department of Parks & Outdoors	16,345,492	16,293,508	15,613,404
Department of Early Learning	3,100,591	2,200,183	2,308,362
Department of City Planning	729,548	618,136	503,047

	FY25 Actual	FY26 Projected	FY27 Proposed
Department of Community Engagement	1,609,905	-	-
Department of Economic Development	5,099,176	11,166,929	12,231,915
Department of Constituent Services (OCS)	1,845,815	-	-
SUBTOTAL	\$395,906,143	\$382,751,117	\$393,980,000
Golf Course	\$2,686,687	\$2,880,647	\$2,990,566
TOTAL GENERAL FUND	\$398,592,830	\$385,631,764	\$396,970,566
Estimated Incr(Decr) in Fund Balance	-\$41,634,611	\$11,522,107	-
Beginning Unassigned Fund Balance July 1	\$160,757,221	\$119,122,610	\$130,644,717
Ending Unassigned Fund Balance June 30	\$119,122,610	\$130,644,717	\$130,644,717
Ending Unassigned Fund Balance (% of Revenue)	33.54%	32.90%	32.91%
Ending Unassigned Fund Balance (% of Total Approp.)	29.89%	33.88%	32.91%
DEPARTMENT OF EXECUTIVE BRANCH			
Executive Office Administration	\$3,153,613	\$3,374,846	\$3,358,132
Innovation Funding	-	379,715	137,924
Mayors Council Groups	-	5,000	4,300
Office of Community Health Community Safety and Gun Violence Prevention	980,944	-	-
Family Justice Center	1,042,778	1,108,291	1,158,376
Mayor Communications	666,284	535,613	579,326
Office of Constituent Services	12,779	255,265	264,105
311 Call Center	-	1,539,695	1,579,807
OCS Neighborhood Services	-	534,833	598,935
TOTAL	\$6,722,388	\$7,733,259	\$7,680,905
DEPARTMENT OF FINANCE & ADMINISTRATION			
City General Tax Revenue	\$44,560	\$44,544	-
Finance Office	3,939,778	3,770,051	4,131,343
Capital Planning	-	203,488	266,960
Grants and Opportunities	498,141	571,093	607,327
Purchasing	-	-	1,438,408
City Treasurer	1,625,559	1,643,635	1,849,566
Delinquent Tax	188,484	162,236	149,000
Land Bank Surplus Property Sale	59,283	-	-

	FY25 Actual	FY26 Projected	FY27 Proposed
City Court Clerk's Office	1,322,229	1,263,115	1,247,637
TOTAL	\$7,678,033	\$7,658,162	\$9,690,241
DEPARTMENT OF HUMAN RESOURCES			
Human Resources Admin	\$1,848,899	\$1,885,404	\$2,435,592
Employee Training	183,173	259,869	321,924
Employees Insurance Office	567,734	434,366	416,807
Employees Safety Program	204,302	-	-
Risk Management	903,350	-	-
On Job Injury Admin	120,250	-	-
TOTAL	\$3,827,708	\$2,579,639	\$3,174,323
DEPARTMENT OF COMMUNITY DEVELOPMENT			
Office of Family Empowerment	\$452,124	\$464,358	\$291,774
Administration	1,034,887	961,798	1,574,468
Community Centers Administration	643,409	733,199	994,356
Kids Kamp	371,806	480,765	469,000
Avondale Community Center	65,042	57,036	58,900
Brainerd Community Center	103,575	97,434	91,500
Carver Community Center	43,819	49,079	47,500
East Chattanooga Community Center	36,516	39,000	36,500
East Lake Community Center	57,360	52,450	58,900
Jessie Igou (Eastdale) Community Center	38,667	31,803	32,000
First Centenary Community Center	8,030	9,263	8,500
Frances B. Wyatt Community Center	25,302	29,598	30,000
Glenwood Community Center	69,044	63,850	61,500
John A. Patten Community Center	39,971	45,500	45,500
North Chattanooga Community Center	27,256	31,122	26,500
Shepherd Community Center	68,299	51,300	48,000
South Chattanooga Community Center	108,013	89,476	89,500
Tyner Community Center	41,474	39,770	41,000
Washington Hills Community Center	42,522	44,295	45,400
Westside Community Center	9,800	12,012	5,500
Hixson Community Center	61,196	47,700	46,100
Cromwell Community Center	11,010	8,906	-
North River Center Programs	45,397	47,730	47,100
Senior Center Programs	-	128,000	145,000
Heritage House Programs	9,984	16,125	14,600

	FY25 Actual	FY26 Projected	FY27 Proposed
Community Development Neighborhood Services	179	-	-
Public Communication	93,774	139,512	139,554
Community Center Staffing	6,006,173	6,324,808	6,551,493
Aquatics	1,669	488,524	678,848
Community Engagement	-	843,015	765,584
Community Health	-	1,085,573	1,213,241
Community Safety and Gun Violence Prevention	-	1,443,094	1,257,708
TOTAL	\$9,516,298	\$13,956,095	\$14,915,526

DEPARTMENT OF POLICE

Chief of Police	\$2,498,618	\$2,190,918	\$2,325,876
Professional Standards	1,920,117	2,173,708	2,616,923
Neighborhood Policing	32,431,187	43,544,615	38,858,090
Community Outreach Policing	743,859	608,932	868,156
Police Special Operations	5,869,358	6,689,132	10,968,352
Investigative Services Command	1,647,225	1,014,493	-
Investigation I	8,459,509	9,116,555	11,006,929
Investigation II	3,587,199	5,361,748	9,947,585
Special Victims Unit at FJC	1,940,400	-	-
Police Admin & Support Service Command	2,596	-	-
Police Records & Property	1,665,172	2,125,171	-
Police Training Recruiting	7,577,950	9,913,311	8,670,345
Police Finance & Organizational Learning	12,341	670,489	9,565,811
Police Facilities & Fleet	8,381,293	8,667,608	-
Real Time Intelligence Center (RTIC)	1,397,990	-	-
Police HR	648,975	583,974	-
Police Victim Services	419,808	518,400	581,416
Police Technology	2,068,445	1,315,932	-
Police Property and Evidence	597,667	-	-
Police Communications Center	5,983,596	6,385,575	-
Animal Services CPD	2,118,813	2,224,752	-
TOTAL	\$89,972,119	\$103,105,312	\$95,409,483

DEPARTMENT OF FIRE

Fire Administration	\$11,702,863	\$10,566,143	\$10,762,664
Fire Operations	53,469,314	66,558,883	73,825,552
Fire Station # 1	12,236	-	-

	FY25 Actual	FY26 Projected	FY27 Proposed
Fire Station # 3	12,823	-	-
Fire Station # 4	9,447	-	-
Fire Station # 5	2,672	-	-
Fire Station # 6	10,792	-	-
Fire Station # 7	816	-	-
Fire Station # 8	2,469	-	-
Fire Station # 9	10,864	-	-
Fire Station # 10	9,855	-	-
Fire Station # 11	408	-	-
Fire Station # 12	7,416	-	-
Fire Station # 13	2,810	-	-
Fire Station # 14	11,238	-	-
Fire Station # 15	816	-	-
Fire Station # 16	8,627	-	-
Fire Station # 17	3,660	-	-
Fire Station # 19	816	-	-
Fire Station # 20	2,932	-	-
Fire Station # 21	3,932	-	-
Fire Station # 22	19,611	-	-
Fire Tactical Services	2,859	-	-
Fire Training Division	790,076	-	-
Fire Marshall Staff	5,676	-	-
Fire Logistics & Technology	608,518	-	-
TOTAL	\$66,713,546	\$77,125,025	\$84,588,216

DEPARTMENT OF PUBLIC WORKS

Public Works Administration	\$1,109,516	\$1,216,518	\$1,429,583
City Engineer	1,763,581	1,978,304	2,106,089
Field Surveyors	131,505	155,822	152,915
Facilities Management	504,088	464,146	461,091
Mail Room	155,330	192,315	187,882
Downtown Campuses Building Maintenance	1,914,464	1,797,333	2,327,974
Storage on Main Street	8,008	-	-
Summer Youth Worker Program	6,073	14,717	55,000
Scenic Cities Beautiful	111,859	-	-
Comm Dev Facilities Maintenance	382,421	204,607	350,000
Parks and Outdoors Facilities Maintenance	245,134	153,954	200,000
Public Works Utilities	208,834	225,221	198,535

	FY25 Actual	FY26 Projected	FY27 Proposed
Solid Waste Disposal	5,866,776	6,188,235	4,850,000
SM Admin	1,394,101	1,571,198	1,472,629
SM Emergency	864,403	924,408	1,006,853
SM Central Business District	354,838	346,293	430,704
SM Street Cleaning Crews	1,249,997	1,648,633	1,413,062
SM Mowing Tractors and Leaf Collection	1,498,557	1,058,320	1,906,068
SM Street Sweeping	668,676	660,097	750,229
Brush Pick-up	1,846,160	1,896,397	1,973,125
Garbage Pick-up	6,920,436	7,607,281	8,009,893
Trash Flash Pick-up	729,667	924,411	711,088
Recycle Pick-up	1,188,228	1,252,124	1,496,975
Refuse Collection Centers	656,973	954,759	944,327
Container Management	748,806	772,520	732,850
Encampment Cleanup	85,672	85,108	36,500
Recycling Centers	-	-	754,477
Forestry Operations	981,769	821,489	1,139,206
Development Review & Permitting	3,944,515	4,298,174	4,771,175
Board of Plumbing Examiners	439	375	-
Board of Electrical Examiners	2,862	850	-
Board of Mechanical Examiners	-	300	-
Board of Gas Fitters	-	300	-
Board of Appeals & Variances	15,257	13,478	-
Code Enforcement	2,265,569	2,960,840	2,541,623
Back Tax Properties Abatement	100,294	16,224	103,000
Short Term Vacation Rental Inspections	160,837	96,555	198,197
Forestry Management	-	119,271	148,148
Traffic Operations	306,544	287,050	-
Transportation Administration	2,077,303	1,866,186	2,004,230
Smart Cities Operations	4,498,177	5,755,030	5,108,049
Street & Traffic Design and Engineering	1,860,556	1,597,736	2,591,770
TOTAL	\$46,828,225	\$50,126,579	\$52,563,247
DEPARTMENT OF PARKS & OUTDOORS			
Parks & Outdoors Administration	\$1,585,571	\$1,408,237	\$1,176,258
Supportive Services	825,002	927,433	906,706
Sports Programs	662,630	593,458	624,503
Parks & Outdoors Aquatics	494,243	25,895	-
Champion's Club	446,076	469,520	538,097

	FY25 Actual	FY26 Projected	FY27 Proposed
Summit of Softball	673,607	770,343	773,802
Parks & Outdoors Kids Kamp	320	-	-
Parks & Outdoors Communication	294,964	367,675	516,069
Parks & Outdoors Recreation Admin	1,158,329	1,269,239	1,314,297
Therapeutic Programs	429,820	459,644	495,097
Fitness Center	316,177	413,231	323,948
Skate Park	37,043	35,544	44,152
Outdoor Chattanooga	577,033	653,823	802,531
Special Events	689,649	635,351	-
Parks Administration	833,697	841,606	858,774
Park Maint - Parks Playgrounds & Facilities	239,664	225,902	255,398
Park Maint - Buildings and Structures	245,710	284,999	319,247
Park Maint - City Wide Park Maintenance	1,725,367	1,892,163	2,121,697
HamCty Shared Parks Maint	3,922,876	3,804,665	3,792,828
Chattanooga Zoo at Warner Park	750,000	752,496	750,000
Public Art Admin {Gen Fd}	437,715	462,285	-
TOTAL	\$16,345,492	\$16,293,508	\$15,613,404
DEPARTMENT OF EARLY LEARNING			
Early Learning Administration	\$762,150	\$800,919	\$894,990
Youth Development	1,073,750	-	-
Office of Early Learning	320,194	332,358	325,020
Community Forward	944,497	1,066,906	1,088,352
TOTAL	\$3,100,591	\$2,200,183	\$2,308,362
DEPARTMENT OF CITY PLANNING			
Administration	\$729,507	\$618,136	\$503,047
Strategic Capital Planning	40	-	-
TOTAL	\$729,548	\$618,136	\$503,047
DEPARTMENT OF COMMUNITY ENGAGEMENT			
Administration	\$1,046,534	-	-
ECE Neighborhood Services	563,371	-	-
TOTAL	\$1,609,905	\$0	\$0
DEPARTMENT OF ECONOMIC DEVELOPMENT			
Administration	\$1,435,284	\$3,248,353	\$2,538,217
Office of Economic Development	-	-	1,292,942

	FY25 Actual	FY26 Projected	FY27 Proposed
Economic Development Housing	37,000	5,115,533	5,389,379
Workforce Development	752,461	-	-
Shared Maint ED Arts & Culture	-	-	388,055
ED Special Events	-	-	806,547
Economic Opportunity Housing Access	2,744	-	-
ED - Homeless and Supportive Housing	2,870,588	2,803,043	1,816,775
ED - Homeless and Housing Programs	1,100	-	-
TOTAL	\$5,099,176	\$11,166,929	\$12,231,915
DEPARTMENT OF CONSTITUENT SERVICES			
Administration	\$234,807	-	-
Office of Performance Management & Open Data	227,729	-	-
311 Call Center	759,255	-	-
Office of Constituent Services	49,416	-	-
OCS 311 Call Center	574,607	-	-
TOTAL	\$1,845,815	\$0	\$0
Golf Course			
Brainerd	\$1,459,062	\$1,537,852	\$1,563,881
Brown Acres	\$1,227,625	\$1,342,795	\$1,426,685
	\$2,686,687	\$2,880,647	\$2,990,566

SECTION 5(a). GENERAL GOVERNMENT & SUPPORTED AGENCIES. The initials "A.O." as they appear in this Section, or elsewhere in the Ordinance, shall mean "Appropriation Only" which is hereby defined to mean that the amount as is shown being appropriated is only the appropriation of the City toward the total budget of such department, agency, board, commission, office or division or branch of government and is not to be construed to mean that such amount is its total budget or appropriation. The initials "A.S.F." as they appear in this Section, or elsewhere in this Ordinance, shall mean "Appropriation to Special Fund" which is hereby defined to mean that the amount as is shown being appropriated is to a Special Fund that will not revert to the General Fund at the end of the fiscal year.

		FY25	FY26	FY27
		Actual	Projected	Proposed
City Council		\$779,185	\$942,237	\$964,493
City Judges Division 1		585,877	631,624	657,649
City Attorney Operations		2,193,031	2,019,261	2,643,863
Internal Audit		817,517	895,590	932,974
Technology Services		15,994,684	17,667,061	21,639,137
Purchasing		1,018,083	1,593,634	-
Air Pollution Control Bureau	A.S.F.	330,168	338,408	330,168
ArtsBuild	A.O.	-	-	235,000
Bessie Smith Cultural Center	A.O.	-	-	90,000
Bessie Smith Cultural Center Bldg Maintenance	A.S.F.	107,947	97,540	117,156
Council for Alcohol and Drug Abuse Services Inc.	A.O.	-	-	75,000
CARTA Subsidy	A.O.	5,800,000	7,645,000	8,395,000
Chambliss Center for Children	A.O.	-	-	150,000
Chatt Area Food Bank	A.O.	-	-	100,000
Chatt Regional Homeless Coalition, Inc.	A.O.	-	-	861,000
Chattanooga Business and Entertainment	A.O.	-	-	30,000
Chattanooga Design Studio	A.O.	-	70,000	-
Chattanooga Neighborhood Enterprise	A.O.	-	500,000	400,000
Chattanooga Public Library	A.S.F.	7,435,669	7,831,350	8,090,668
Children's Advocacy Center of Hamilton County	A.O.	-	-	93,000
Community Development Fund (OFE Grant Suppl.)	A.S.F.	55,000	30,000	30,000
Community Haven	A.O.	-	750,000	560,000
Creative Discovery Museum	A.O.	-	-	25,000
Enterprise South Nature Park (Hamilton County)	A.O.	831,045	1,197,180	962,547
Grace Impact Center	A.O.	-	-	200,000
Habitat for Humanity of Chattanooga	A.O.	-	100,000	-
Human Services (OEL Grant Supplement)	A.S.F.	492,300	480,000	480,000
La Paz De Dios	A.O.	-	-	100,000
LAUNCH	A.O.	-	-	100,000
LifeSpring Community Health	A.O.	-	-	75,000
Montessori Elementary at Highland Park	A.O.	-	-	100,000
NAACP Chattanooga-Hamilton County Branch	A.O.	-	-	20,000
Partnership Family & Child & Adult	A.O.	-	150,000	175,000
Purpose Point	A.O.	-	150,000	-
Regional Planning Agency	A.S.F.	2,480,256	2,583,047	2,747,780
Signal Centers Inc.	A.O.	-	-	600,000
Team Mentoring	A.O.	-	-	67,000
Tennessee RiverPark (Hamilton County)	A.O.	1,343,017	1,323,515	1,186,562

		FY25	FY26	FY27
		Actual	Projected	Proposed
Transform Ministries	A.O.	-	-	50,000
United Way of Greater Chattanooga		467,500	455,000	455,000
Debt Service Fund	A.S.F	21,366,399	21,653,113	21,852,113
Capital Improvements	A.S.F	46,907,500	13,350,000	-
Election Expense		284,406	45,000	45,000
City Code Revision		-	3,500	5,000
Unemployment Insurance		65,848	70,000	97,000
Contingency Fund Appropriation		19,778,218	188,986	3,195,104
HCS EdConnect	A.O.	-	658,864	-
Renewal & Replacement		835,887	1,020,018	1,500,000
Audits, Dues & Surveys		158,051	101,603	175,000
Intergovernmental Relations		436,539	445,000	475,000
911 Emergency Services Contract		-	-	6,525,375
McKamey Animal Services Contract		-	-	2,335,999
City Water Quality Management Fees		710,890	763,302	750,000
Liability Insurance Premiums	A.S.F.	1,000,000	1,000,000	1,000,000
Edu. Contribution (per TCA 57-4-306)		2,887,801	2,931,743	2,931,743
Enterprise South Indust. Park Admin.		2,483	5,000	5,000
Technology Replacement Fund Allocation	A.S.F.	750,000	500,000	650,000
Tuition Assistance Program		2,000	1,714	20,000
TOTAL		\$135,917,300	\$90,188,290	\$95,301,331

SECTION 6. That there be and is hereby established a budget for each of the following special funds for

Fiscal Year 2026-2027

	FY25	FY26	FY27
	Actual	Projected	Proposed
1111 ECONOMIC DEVELOPMENT			
ESTIMATED REVENUE			
Local Option Sales Tax	\$19,167,799	\$19,869,051	\$19,900,000
Local Option Tourist Development Zone	5,246,956	5,933,147	-
Investment Income	141,944	132,000	-
Ham Co Local Option Out of State Sales Tax	228,422	191,203	200,000
Total	\$24,785,121	\$26,125,401	\$20,100,000

APPROPRIATIONS

	FY25 Actual	FY26 Projected	FY27 Proposed
Economic Development Capital Projects	\$9,500,000	\$9,000,000	\$7,000,000
CARTA A.O.	500,000	-	-
Chattanooga Chamber Foundation A.O.	600,000	670,000	600,000
Enterprise Center A.O.	1,690,000	1,700,000	1,700,000
Public Edu. Foundation STEP-UP Chatt. A.O.	75,000	50,000	-
UTC Center for Regional Economic Research A.O.	80,000	40,000	80,000
Thrive Regional Partnership A.O.	80,000	80,000	115,000
Carter Street Corporation A.O.	-	200,000	200,000
Company Lab (CoLab) A.O.	-	175,000	250,000
RISE Chattanooga A.O.	-	175,000	200,000
Preserve Chattanooga A.O.	-	-	30,000
Appropriation to IDB	-	-	1,150,000
Appropriation to HEB	-	-	2,000,000
Chattanooga Quantum Collaborative	100,000	100,000	275,000
Contingency	-	150,000	260,000
Hamilton County Trustee Fee	193,962	200,603	200,000
Tourist Development Zone	5,246,956	5,933,147	-
SRC Lease Payments	734,254	1,181,853	7,220,000
Total	\$18,800,171	\$19,655,603	\$21,280,000
Estimated Incr(Decr) in Fund Balance	\$5,984,950	\$6,469,798	\$(1,180,000)
Beginning Fund Balance July 1	\$20,652,401	\$26,637,351	\$33,107,149
Ending Fund Balance June 30	\$26,637,351	\$33,107,149	\$31,927,149
Ending Fund Balance as a % of Revenue	107.47%	126.72%	158.84%
Ending Fund Balance as a % of Total Appropriations	141.69%	168.44%	150.03%

2030 HUMAN SERVICES - OFFICE OF EARLY LEARNING

ESTIMATED REVENUE

Federal	\$15,548,720	\$15,675,428	\$15,699,026
City of Chattanooga - Transfer In (Headstart)	492,300	350,000	350,000
City of Chattanooga - Transfer In (FGP)	350,000	130,000	130,000
Total	\$16,391,020	\$16,155,428	\$16,179,026

APPROPRIATIONS

Administration	\$85,108	-	-
Headstart Supplement	350,000	350,000	350,000
FGP Supplement	-	130,000	130,000

	FY25 Actual	FY26 Projected	FY27 Proposed
Headstart	15,356,737	15,203,473	15,203,473
Foster Grandparents	541,983	471,955	495,553
Total	\$16,333,828	\$16,155,429	\$16,179,026
Estimated Incr(Decr) in Fund Balance	\$57,192	-	-
Beginning Fund Balance July 1	\$679,153	\$736,345	\$736,345
Ending Fund Balance June 30	\$736,345	\$736,345	\$736,345
Ending Fund Balance as a % of Revenue	4.49%	4.56%	4.55%
Ending Fund Balance as a % of Total Appropriations	4.51%	4.56%	4.55%

2040 NARCOTICS FUND

ESTIMATED REVENUE

Confiscated Narcotics Funds	\$271,049	\$255,000	\$250,000
Fines, Forfeitures and Penalties	24,926	20,000	-
Other	17,580	-	\$250,000
Total	\$313,555	\$275,000	\$500,000

APPROPRIATIONS

Operations	\$146,516	\$136,761	\$500,000
Total	\$146,516	\$136,761	\$500,000

Estimated Incr(Decr) in Fund Balance	\$167,039	\$138,239	-
Beginning Fund Balance July 1	\$1,802,848	\$1,969,887	\$2,108,126
Ending Fund Balance June 30	\$1,969,887	\$2,108,126	\$2,108,126
Ending Fund Balance as a % of Revenue	628.24%	766.59%	421.63%
Ending Fund Balance as a % of Total Appropriations	1344.49%	1541.47%	421.63%

2042 FEDERAL ASSET FORFEITURE FUND

ESTIMATED REVENUE

Federal	\$121,024	\$10,000	\$10,000
State	2,246	10,000	10,000
Other	55,011	-	-
Total	\$178,281	\$20,000	\$20,000

APPROPRIATIONS

Operations	-	-	\$20,000
------------	---	---	----------

	FY25 Actual	FY26 Projected	FY27 Proposed
Total	-	-	\$20,000
Estimated Incr(Decr) in Fund Balance	\$178,281	\$20,000	-
Beginning Fund Balance July 1	\$533,033	\$711,314	\$731,314
Ending Fund Balance June 30	\$711,314	\$731,314	\$731,314
Ending Fund Balance as a % of Revenue	398.98%	3656.57%	3656.57%
Ending Fund Balance as a % of Total Appropriations	0.00%	0.00%	3656.57%

2050 STATE STREET AID

ESTIMATED REVENUE

State Shared Ops St Aid 1989 Amended Gas Tax	\$514,615	\$525,163	\$545,000
State Shared Ops Street Aid Gas Tax	3,283,383	3,354,420	3,455,000
State Shared Ops Street Aid Add 3 Cent Tax	950,233	969,710	1,000,000
State Shared Ops St Aid 2017 Improve Act Gas Tax	1,653,838	1,690,174	1,735,000
State Shared Transportation	82,500	106,757	100,000
Other	626,906	500,000	400,000
Total	\$7,111,476	\$7,146,223	\$7,235,000

APPROPRIATIONS

Operations	\$6,649,861	\$6,356,969	\$7,070,000
Transfer Out - Public Works Capital	1,000,000	2,256,300	1,800,000
Total	\$7,649,861	\$8,613,269	\$8,870,000

Estimated Incr(Decr) in Fund Balance	(\$538,384)	(\$1,467,046)	(\$1,635,000)
Beginning Fund Balance July 1	7,572,740	\$7,034,355	\$5,567,309
Ending Fund Balance June 30	\$7,034,355	\$5,567,309	\$3,932,309
Ending Fund Balance as a % of Revenue	98.92%	77.91%	54.35%
Ending Fund Balance as a % of Total Appropriations	91.95%	64.64%	44.33%

2060 COMMUNITY DEVELOPMENT FUND (OFE)

ESTIMATED REVENUE

Federal and State	\$10,212,455	\$5,780,443	\$5,874,990
OFE-State Appropriation	25,050	25,050	25,050
City of Chatt-Transfer In (Comm Assist Gen Relief)	25,000	30,000	30,000
Miscellaneous/Other	610,528	-	-
Total	\$10,873,034	\$5,835,493	\$5,930,040

	FY25 Actual	FY26 Projected	FY27 Proposed
APPROPRIATIONS			
Community Development Block Grant (CDBG)	3,662,740	1,541,191	1,560,050
Home Investment Programs	1,287,474	953,809	771,577
Emergency Shelter Programs	666,841	135,375	-
Low Income Energy Assistance Program (LIHEAP)	3,880,257	1,850,068	2,709,447
Community Services Block Grant (CSBG)	594,781	800,000	833,916
Chattanooga Neighborhood Enterprise (Homeless & Housing)	405,800	500,000	-
OFE - State Appropriation	24,569	25,050	25,050
Comm. Assist City General Relief (City Approp)	25,000	30,000	30,000
Other Programs	357,463	-	-
Transfers	(55,000)	-	-
Total	\$10,849,925	\$5,835,493	\$5,930,040
Estimated Incr(Decr) in Fund Balance	\$23,109	-	-
Beginning Fund Balance July 1	\$3,609,003	\$3,632,112	\$3,632,112
Ending Fund Balance June 30	\$3,632,112	\$3,632,112	\$3,632,112
Ending Fund Balance as a % of Revenue	33.40%	62.24%	61.25%
Ending Fund Balance as a % of Total Appropriations	33.48%	62.24%	61.25%

2070 HOTEL/MOTEL TAX FUND

ESTIMATED REVENUE

Occupancy Tax	\$9,065,694	\$9,396,925	\$9,290,000
Vacation Rentals	1,035,557	923,109	920,000
Interest Revenue	456,591	253,003	186,000
Total	\$10,557,842	\$10,573,037	\$10,396,000

APPROPRIATIONS

Hotelier Collection Fee	\$113,641	\$103,477	\$204,000
Hamilton County Accounting Fee	166,485	180,616	182,800
Public Works Capital Fund	3,500,000	7,300,000	-
Chattanooga Tourism A.O.	750,000	1,050,000	2,200,000
Chattanooga Tourism - FIFA A.O.	-	-	600,000
Chattanooga-Hamilton County History Experience A.O.	-	-	250,000
General Government Capital	200,000	-	50,000
Parks & Outdoors Capital	3,800,000	1,901,271	5,030,000

	FY25 Actual	FY26 Projected	FY27 Proposed
Contingency	-	-	850,000
Debt Service	4,029,452	4,090,000	4,109,200
Other	-	200,000	-
Total	\$12,559,578	\$14,825,364	\$13,476,000
Estimated Incr(Decr) in Fund Balance	(\$2,001,736)	(\$4,252,327)	(\$3,080,000)
Beginning Fund Balance July 1	\$12,633,291	\$10,631,555	\$6,379,228
Ending Fund Balance June 30	\$10,631,555	\$6,379,228	\$3,299,228
Ending Fund Balance as a % of Revenue	100.70%	60.33%	31.74%
Ending Fund Balance as a % of Total Appropriations	84.65%	43.03%	24.48%

3100 DEBT SERVICE FUND

ESTIMATED REVENUE

General Fund	\$21,366,399	\$21,654,113	\$21,853,113
Hotel/Motel Tax	4,029,452	4,060,129	4,109,203
Other Sources-Golf Course	85,566	85,566	85,566
Total	\$25,481,417	\$25,799,808	\$26,047,882

APPROPRIATIONS

Principal	\$18,615,944	\$19,213,240	\$19,055,494
Interest	6,416,719	5,680,358	6,892,388
Bank Service Charges	4,754	997	100,000
Total	\$25,037,417	\$24,894,595	\$26,047,882

Estimated Incr(Decr) in Fund Balance	\$444,000	\$905,213	-
Beginning Fund Balance July 1	\$3,687,491	\$4,131,491	\$5,036,704
Ending Fund Balance June 30	\$4,131,491	\$5,036,704	\$5,036,704
Ending Fund Balance as a % of Revenue	16.21%	19.52%	19.34%
Ending Fund Balance as a % of Total Appropriations	16.50%	20.23%	19.34%

6010 WASTE WATER FUND

ESTIMATED REVENUE

Sewer Service Charges	\$106,145,838	\$111,119,299	\$115,075,000
Industrial Surcharges	2,982,725	2,797,167	2,820,000
Septic Tank Charges	820,238	666,862	700,000

Wheelage and Treatment:

	FY25 Actual	FY26 Projected	FY27 Proposed
Hamilton County, TN	4,123,125	3,475,292	3,545,000
Lookout Mountain, TN	381,165	291,688	306,200
Lookout Mountain, GA	165,204	188,257	197,600
Walker County, GA	2,448,724	1,754,581	1,800,000
Collegedale, TN	1,118,440	1,324,497	1,350,000
Soddy-Daisy, TN	566,113	481,692	505,000
East Ridge, TN	3,613,700	3,296,668	3,450,000
Windstone	64,985	69,224	72,500
Rossville, GA	901,780	714,820	750,000
Red Bank, TN	1,637,168	1,251,143	1,300,000
Northwest Georgia	3,043,553	2,641,712	2,500,000
Catoosa-Ringgold, GA	1,010,909	1,083,981	1,100,000
Dade County, GA	27,436	31,998	32,000
Industrial User Permits	48,080	52,940	47,500
Industrial User Fines	11,500	-	-
Garbage Grinder Fees	326,220	291,756	124,740
Other Revenue/Charges	1,991,049	46,871	502,640
Operating Revenue:	\$131,427,953	\$131,580,448	\$136,178,180
Interest Earnings	\$4,390,653	\$3,016,227	\$500,000
SRF Notes Issued	1,290,834	\$83,414,983	-
Total Revenues	\$137,109,440	\$134,596,675	\$136,678,180

APPROPRIATIONS

Operations & Maintenance:

Administration	\$7,328,182	\$7,781,587	\$9,359,233
Laboratory	1,176,099	1,000,215	1,365,889
Engineering	1,964,072	2,209,997	2,466,693
Plant Maintenance	11,527,989	10,588,659	13,598,519
Sewer Maintenance	10,756,040	16,673,494	17,983,468
Moccasin Bend - Liquid Handling	17,572,890	16,314,879	15,888,316
Inflow & Infiltration	2,240,324	-	-
Safety & Training	330,447	264,454	456,643
Pretreatment/Monitoring	1,123,980	1,274,094	1,400,097
Moccasin Bend - Solid Handling	4,924,576	4,251,984	5,218,814
Moccasin Bend - Landfill Handling	3,595,176	5,000,000	5,000,400
Combined Sewer Overflow	555,306	1,041,990	649,250
Inventory Moc Bend	1,214,020	-	-

	FY25 Actual	FY26 Projected	FY27 Proposed
Pump Station Operations	1,599,046	1,539,147	1,738,738
Equalization Station	146,125	122,397	150,000
Contingency	2,435,210	2,435,210	2,000,000
Total Operations & Maintenance	\$68,489,482	\$70,498,107	\$77,276,060
Pumping Stations:			
Total Pumping Stations	3,696,522	1,814,361	3,504,850
Total Ops, Maint. & Pumping Stations	\$72,186,004	\$72,312,468	\$80,780,910
Capital Improvement			
Appropriation to Capital	\$61,250,000	\$2,000,000	\$61,800,000
Transfer to Consent Decree	1,561,810	57,100,000	42,000,000
Total	\$62,811,810	\$59,100,000	\$103,800,000
Debt Service			
Principal	\$12,586,372	\$10,595,235	\$10,758,527
Interest	2,840,232	2,734,645	5,463,735
Bank Fees	145,115	153,172	153,172
Sub Total Debt Service	\$15,571,719	\$13,483,052	\$16,375,434
Total	\$150,569,533	\$144,895,520	\$200,956,344
Adjustments Modified to Accrual			
Principal	(\$12,586,372)	(\$10,595,235)	(\$10,758,527)
Depreciation	14,386,900	14,818,507	15,263,062
	\$1,800,528	\$4,223,272	\$4,504,535
Total w/ Adjustments	\$152,370,061	\$149,118,792	\$205,460,879
Estimated Incr(Decr) in Fund Balance	(\$15,260,621)	(\$14,522,117)	(\$68,782,699)
Beginning Fund Balance July 1	\$139,828,627	\$124,568,006	\$110,045,889
Ending Fund Balance June 30	\$124,568,006	\$110,045,889	\$41,263,190
Ending Fund Balance as a % of Revenue	90.85%	81.76%	30.19%
Ending Fund Balance as a % of Total Appropriations	81.75%	73.80%	20.08%

6020 SOLID WASTE & SANITATION FUND

ESTIMATED REVENUE

	FY25 Actual	FY26 Projected	FY27 Proposed
Landfill Tipping Fees	\$1,546,306	\$1,400,000	\$1,450,000
City Tipping Fees	4,700,000	4,386,668	3,600,000
Permits	(4,204)	-	-
Sale of Property / Scrap	25,819	6,000	-
Miscellaneous	62,507	83,120	50,200
Total	\$6,330,427	\$5,875,788	\$5,100,200
APPROPRIATIONS			
Recycling Center	\$1,088,735	\$1,282,608	-
Waste Disposal – Birchwood & Summit Monitoring	34,935	423,681	50,000
Waste Disposal – City Landfill	2,423,427	2,764,550	4,470,159
Compost Waste Center	800,744	744,472	869,820
Principal	614,818	400,000	648,810
Interest	56,520	130,481	303,107
Bank Fees	128	100	65
Capital Improvement	235,617	191,429	-
Household Hazardous Waste	132,762	107,631	158,239
Total	\$5,387,686	\$6,044,952	\$6,500,200
Estimated Incr(Decr) in Fund Balance	\$942,741	(\$169,164)	(\$1,400,000)
Beginning Fund Balance July 1	\$7,750,171	\$8,692,912	\$8,523,748
Ending Fund Balance June 30	\$8,692,912	\$8,523,748	\$7,123,748
Ending Fund Balance as a % of Revenue	137.32%	145.07%	139.68%
Ending Fund Balance as a % of Total Appropriations	161.35%	141.01%	109.59%

6030 STORM WATER FUND

ESTIMATED REVENUE

Stormwater Fee	\$35,483,556	\$35,223,139	\$35,590,000
Stormwater Permits	616,285	685,058	540,000
Revenue Adjustments/ Bad Debt Expense	(2,527,260)	-	-
Interests	3,381,371	1,422,770	2,565,000
Other	7,233	1,500	-
Total	\$36,961,185	\$37,332,467	\$38,695,000

APPROPRIATIONS

Stormwater Management Administration	\$4,292,135	\$5,068,901	\$5,750,703
--------------------------------------	-------------	-------------	-------------

	FY25 Actual	FY26 Projected	FY27 Proposed
Stormwater Maintenance & Operations	9,622,006	9,987,349	13,465,703
Stormwater Site Development	1,402,318	1,613,451	1,833,064
Stormwater Engineering & Project Management	1,852,489	2,019,593	2,548,377
Stormwater Public Education	163,474	335,549	366,310
Renewal & Replacement	75,767	56,841	-
Brainerd Levee 1, 2, 3	-	9,000	25,000
Stormwater Orchard Storm Station	-	17,125	42,200
Minor Storm Stations	960,956	382	7,000
Stormwater Green Infrastructure Maintenance	-	1,157,758	1,492,838
Stormwater Forestry	167,942	339,920	600,085
Principal	1,305,914	1,310,247	1,194,801
Interest	361,343	304,120	244,888
Bank Service Charges	411	829	300
Appropriation to Capital Project Fund	10,506,926	11,871,150	17,497,731
Total	\$30,711,680	\$34,092,215	\$45,069,000
Estimated Incr(Decr) in Fund Balance	\$6,249,505	\$3,240,252	(\$6,374,000)
Beginning Fund Balance July 1	\$70,216,140	\$76,465,645	\$79,705,897
Ending Fund Balance June 30	\$76,465,645	\$79,705,897	\$73,331,897
Ending Fund Balance as a % of Revenue	206.88%	213.50%	189.51%
Ending Fund Balance as a % of Total Appropriations	248.98%	233.80%	162.71%

6070 TENNESSEE VALLEY REGIONAL COMMUNICATION SYSTEM

ESTIMATED REVENUE

Federal Maintenance Fees	\$41,097	\$45,167	\$46,230
Ham Co Ops Radio & Electronics	249,016	248,000	266,526
State Maintenance Fee	25,688	32,441	26,291
Other Government Maintenance Fee	1,226,346	1,320,000	1,439,899
TVRCS Other Government Capital Replacement	-	60,000	60,000
Mobile Communications Services	207,643	206,632	222,748
Outside Maintenance Fee	49,047	52,775	51,617
TVRCS Parts Resale	-	13,500	-
Miscellaneous Revenue	34,024	-	-
Total	\$1,832,859	\$1,978,515	\$2,113,311

APPROPRIATIONS

Operations	\$4,512,212	\$1,207,080	\$2,113,311
------------	-------------	-------------	-------------

	FY25 Actual	FY26 Projected	FY27 Proposed
Total	\$4,512,212	\$1,207,080	\$2,113,311
Estimated Incr(Decr) in Fund Balance	(\$2,679,353)	\$771,435	-
Beginning Fund Balance July 1	\$4,225,634	\$1,546,281	\$2,317,716
Ending Fund Balance June 30	\$1,546,281	\$2,317,716	\$2,317,716
Ending Fund Balance as a % of Revenue	84.36%	117.14%	109.67%
Ending Fund Balance as a % of Total Appropriations	34.27%	192.01%	109.67%

SECTION 6(a). That there be and is hereby authorized the appropriation of all collections and fund balances to the respective funds, other than the General Fund, to be expended for the general public purposes as indicated.

SECTION 6(b). That the City of Chattanooga transfer the net surplus funds received in FY27 from the sale of City of Chattanooga delinquent tax parcels in the Hamilton County surplus property sale to the Chattanooga Land Bank Authority. The gross proceeds from the sale as a whole shall first be applied to each parcel for recovery of any city fees, taxes, liens, penalties, interest, and other costs associated with the sale, after which the net amount remaining will be available for appropriation.

SECTION 7. That all persons under the “City of Chattanooga Classification and Pay System” and covered by the “Pay Plans” on the effective date of this Ordinance shall receive pay within the appropriate range as designed in the City’s Pay Plan. All positions not covered by the City’s Pay Plans shall be assessed and pay determined consistent with the City’s established compensation policy. In the event that a provision within this budget ordinance becomes in conflict with a federal, state, or local law or regulation, the appropriate law or regulation shall prevail.

SECTION 7(a).The Mayor is authorized to increase the base pay for eligible regular full-time and part-time civilian, sworn, and appointed employees effective July 1, 2026. This consists of a 2% cost-of-living adjustment to the civilian pay plans and the advancement of 1 step within the appropriate assigned grade for civilian positions. Appointed and sworn positions consist of 3% cost-of-living adjustment. An employee’s pay may not exceed the maximum in the pay range. Employees hired after 01/01/26 shall not be eligible for the step increase. Employees must be in an active work status as of the effective date of this ordinance to be eligible for the increase.

SECTION 7(b). Any person designated as a City employee shall not be paid less than the rate as defined by the Federal Poverty Guidelines for a family of four (4), except for those employees whose pay is governed by a federal formula.

SECTION 7(c). In addition to positions provided for hereinafter, known as positions within the “City of Chattanooga Classification System”, which includes only regular full-time and part-time positions, the City recognizes and authorizes the following types of designation of positions as exempt from the Classification System: Temporary, Elected Officials, and Appointed Employees.

SECTION 7(d) Unless otherwise provided, the positions specified hereinafter are hereby authorized at the designated pay grade levels.

SECTION 7(e). In order to achieve efficiencies for all Departments comprising City of Chattanooga, the Mayor is authorized to realign, reclassify or otherwise change positions within the total number of authorized FY27 ordinance positions, consistent with the City’s established Compensation Policy detailed in the Employee Information Guide.

		FT/PT	Grade	
DEPARTMENT OF GENERAL GOVERNMENT				
City Council				
	1	Admin Support Assistant 2	FT	GS.04N
	1	Clerk to Council	FT	GS.11E
	1	Council Chairperson	Elected	***
	7	Council Member	Elected	*
	1	Council Support Specialist	FT	GS.06N
	1	Council Vice Chairperson	Elected	**
	1	Director of Legislative Affairs	FT	GS.17E
Subtotal	13			
TOTAL	13			

*Members of the Council shall be paid fifteen percent (15%) of the Mayor's salary.

**The Vice-Chairperson shall be paid fifteen percent (15%) of the Mayor's salary plus an additional \$2,500.

***The Chairperson shall be paid fifteen percent (15%) of the Mayor's salary plus an additional \$5,000.

City Judge				
	2	City Court Officer	FT	NP.AP
	2	City Court Officer	PT	NP.AP
	1	City Judge	Elected	*
	1	Court Administrative Supervisor	FT	NP.AP
	2	Judicial Assistant	PT	NP.AP
Subtotal	8			
TOTAL	8			

*The City Judge shall be paid the same salary as the General Sessions Judges of Hamilton County, Tennessee.

Office of City Attorney				
	1	Admin Support Specialist	FT	GS.05N
	1	City Attorney	FT	NP.AP
	1	Deputy City Attorney	FT	NP.AP
	4	Legal Assistant	FT	GS.06N
	1	Legal Office Manager	FT	GS.13E

		FT/PT	Grade	
	1	Paralegal	FT	GS.08N
	1	Public Records Manager	FT	GS.09N
	1	Special Asst City Attorney	FT	NP.AP
	4	Staff Attorney 1	FT	GS.15E
	2	Staff Attorney 2	FT	GS.16E
Subtotal	<u>17</u>			
TOTAL	<u>17</u>			

Internal Audit

	1	Admin Support Specialist	PT	GS.05N
	1	City Auditor *	FT	NP.AP
	4	Senior Auditor	FT	GS.13E
Subtotal	<u>6</u>			
TOTAL	<u>6</u>			

*The City Auditor salary is set by the Audit Committee pursuant to the Chattanooga City Charter

Technology Services Department

Technology Services

1	Accounts Coordinator	FT	GS.09E
1	Audio Visual Technician	FT	GS.05N
1	Camera Specialist	FT	GS.08N
1	Chief Info Technology Officer	FT	NP.AP
1	Deputy Chief Info Tech Officer	FT	NP.AP
2	Digital Experience Engineer	FT	GS.10E
1	Director, Business and Finance Management	FT	GS.16E
1	Director, Digital Experiences	FT	GS.16E
1	Director, Enterprise Applications	FT	GS.16E
1	Director, Infrastructure, Security, and Camera Operations	FT	GS.16E
1	Director IT Operations	FT	GS.16E
1	Director IT Project Management	FT	GS.16E
1	Executive Assistant	FT	NP.AP
1	Fiscal Analyst	FT	GS.10E
1	Inventory Coordinator	FT	GS.07N
1	IT Business Manager	FT	GS.13E
1	IT Business Project Analyst	FT	GS.10E

		FT/PT	Grade
	8	IT Project Manager	FT GS.12E
	1	IT Security Analyst	FT GS.10E
	1	IT Security Analyst 2	FT GS.11E
	1	IT Specialist	FT GS.08N
	2	IT Technical Trainer	FT GS.10E
	4	IT Technician	FT GS.06N
	1	IT Technician 2	FT GS.07N
	2	IT UX Designer	FT GS.11E
	5	Manager Application System	FT GS.12E
	1	Manager Camera Systems	FT GS.13E
	1	Manager Compute and Storage Systems	FT GS.13E
	2	Manager Digital Experience Platform	FT GS.13E
	1	Manager IT Operations	FT GS.13E
	1	Manager Network Operations	FT GS.13E
	1	Manager, Oracle Cloud Platform & Services	FT GS.13E
	2	Network Engineer	FT GS.12E
	1	Network Engineer Lead	FT GS.12E
	1	Senior Digital Experience Engineer	FT GS.11E
	1	Systems Administrator 1	FT GS.09E
	1	Systems Administrator 2	FT GS.10E
	4	Systems Administrator Lead	FT GS.12E
	1	Technical Trainer Lead	FT GS.11E
Subtotal	61		

GG IS Smart Cities

	1	Civil Engineer 2	FT GS.13E
	1	Director, Intelligent Cities	FT GS.16E
	1	Manager, Intelligent Cities	FT GS.13E
	1	Software Development Engineer 1	FT GS.10E
	1	Software Development Engineer 2	FT GS.11E
	1	Software Engineer Lead	FT GS.12E
	1	Systems Administrator Lead	FT GS.12E
	1	Traffic Management Center Coordinator	FT GS.09E
	1	Traffic Management Center Lead	FT GS.11E
Subtotal	9		

DTS - GIS

	3	GIS Analyst 1	FT GS.10E
--	---	---------------	-----------

		FT/PT	Grade
	2	GIS Analyst 2	FT GS.11E
	2	GIS Analyst 3	FT GS.12E
	1	GIS Systems & Database Manager	FT GS.13E
	1	GIS Technician	FT GS.08N
	1	IT Project Manager	FT GS.12E
Subtotal	<u>10</u>		

DTS Data Operations

	1	Director Artificial Intelligence and Data	FT GS.16E
	1	Manager AI Application	FT GS.12E
	4	Senior Data Analyst	FT GS.11E
Subtotal	<u>6</u>		

TOTAL 86

GENERAL FUND TOTAL 130

RISK MANAGEMENT DEPARTMENT

Administration

	1	Claims & Risk Analyst	FT GS.12E
	1	Compliance Officer	FT GS.10E
	1	Director Risk	FT NP.AP
	1	Occupational Safety Specialist	FT GS.11E
	1	Risk Investigator	FT GS.09E
	1	Risk Officer	FT NP.AP
	1	Safety and Compliance Specialist	FT GS.09E
	1	Supervisor Public Parks Program	FT GS.12E
Subtotal	<u>8</u>		

RISK MANAGEMENT
TOTAL **8**

GRAND TOTAL 138

EXECUTIVE DEPARTMENT OF THE MAYOR

Administration

	1	Admin Support Assistant 1	FT NP.AP
--	---	---------------------------	----------

		FT/PT	Grade
	1	Chief of Staff	FT NP.AP
	1	Chief Operating Officer	FT NP.AP
	1	Chief Policy Officer	FT NP.AP
	1	DCOS & Senior Advisor for Public Affairs	FT NP.AP
	1	Director Intergovernmental & External Affairs	FT NP.AP
	1	Director Policy Plan & Impl	FT NP.AP
	1	Executive Assistant to COS	FT NP.AP
	1	Executive Assistant to Mayor	FT NP.AP
	1	Executive Office Manager	FT NP.AP
	1	Internal Communications Coordinator	FT NP.AP
	1	Mayor	Elected *
	1	Mayor's Special Assistant	FT NP.AP
	2	Project Manager	FT NP.AP
	1	Receptionist	FT NP.AP
	1	Senior Advisor for Economic & Workforce Development	FT NP.AP
	1	Senior Advisor for Legislative Initiatives	FT NP.AP
Subtotal	18		

*The salary of the Mayor shall be the same as the salary of the County Mayor of Hamilton County, TN.

Family Justice Center

	1	Admin Support Specialist	FT GS.05N
	1	Assistant Director Outreach, Training, and Volunteer	FT GS.13E
	1	Asst Director Clinical Coord Svcs	FT GS.13E
	1	Client Services Supervisor	FT GS.10E
	1	FJC Executive Director	FT NP.AP
	2	FJC Navigator	FT GS.06N
	1	Mental Health Clinician	FT GS.12E
	1	Receptionist	FT GS.03N
Subtotal	9		

Mayor Communications

	1	Communications Coordinator	FT NP.AP
	1	Press Assistant	FT NP.AP
	1	Press Secretary	FT NP.AP
	1	Senior Advisor Communications	FT NP.AP
Subtotal	4		

		FT/PT	Grade
	Office of Constituent Services		
	1	Constituent Services Coordinator	FT NP.AP
	1	Director Constituent Services	FT NP.AP
Subtotal	2		
	OCS 311 Call Center		
	1	Customer Service Performance Spec	FT GS.08N
	12	Customer Service Representative 1	FT GS.04N
	5	Customer Service Representative 2	FT GS.05N
	1	Customer Service Supervisor	FT GS.09E
	1	Customer Svc Team Lead	FT GS.08N
	1	Director 311 Operations	FT GS.14E
Subtotal	21		
	OCS Neighborhood Services		
	1	Manger Neighborhood Service and Development	FT GS.13E
	1	Neighborhood Program Specialist	FT GS.09E
	3	Neighborhood Relations Specialist	FT GS.09E
Subtotal	5		
GRAND TOTAL	59		

DEPARTMENT OF FINANCE & ADMINISTRATION

Finance Office

3	Accountant 1	FT	GS.11E
3	Accountant 2	FT	GS.12E
1	Accountant 3	FT	GS.13E
4	Accounts Payable Specialist 2	FT	GS.05N
2	Accounts Payable Specialist 3	FT	GS.06N
1	Accounts Payable Supervisor	FT	GS.09E
2	Admin Support Assistant 2	FT	GS.04N
1	Admin Support Specialist	FT	GS.05N
1	Budget Manager	FT	GS.14E
1	Budget Officer	FT	GS.15E
1	Business Systems Manager	FT	GS.13E
1	City Finance Officer	FT	NP.AP
1	Deputy Administrator Finance	FT	NP.AP
1	Executive Assistant to CFO	FT	NP.AP
3	Management Budget Analyst 1	FT	GS.11E

		FT/PT	Grade
	1	Management Budget Analyst 2	FT GS.12E
	1	Management Budget Analyst 3	FT GS.13E
	1	Manager Accounting	FT GS.14E
	1	Manager Financial Operations	FT GS.15E
	6	Payroll Specialist	FT GS.07N
Subtotal	<u>36</u>		

Capital Planning

	1	Director Capital Planning & Projects	FT GS.15E
	1	Manager Strategic Capital Planning	FT GS.12E
Subtotal	<u>2</u>		

Grants & Opportunities

	1	Accountant 3	FT GS.13E
	1	Director Grants & Opportunities	FT NP.AP
	3	Grants Coordinator	FT GS.10E
Subtotal	<u>5</u>		

Purchasing

	6	Buyer	FT GS.11E
	1	Deputy Procurement Officer	FT GS.13E
	1	Manager Strategic Sourcing Outreach	FT GS.12E
	2	Procurement Compliance Specialist	FT GS.07E
	1	Procurement Officer	FT GS.15E
	1	Supplier Engagement Coordinator	FT GS.09E
Subtotal	<u>12</u>		

Office of City Treasurer

	1	Assistant City Treasurer	FT NP.AP
	1	City Treasurer	FT NP.AP
	1	Coordinator Senior Programs	FT GS.07N
	2	Property Tax Clerk II	PT GS.04N
	1	Property Tax Clerk III	PT GS.04N
	2	Revenue Specialist 1	FT GS.04N
	3	Revenue Specialist 3	FT GS.06N
	2	Treasury Analyst	FT GS.11E
Subtotal	<u>13</u>		

City Court Clerk's Office

		FT/PT	Grade
	1	Admin Support Coordinator	FT GS.07N
	1	City Court Clerk	FT NP.AP
	3	Court Operations Assistant	FT GS.03N
	3	Court Operations Technician 1	FT GS.04N
	2	Court Operations Technician 2	FT GS.05N
	1	Manager Operations	FT GS.13E
Subtotal	<u>11</u>		
GRAND TOTAL	<u>79</u>		

DEPARTMENT OF HUMAN RESOURCES

Human Resources Administration

	1	Chief Human Resources Office	FT NP.AP
	1	Deputy Chief HR Officer	FT NP.AP
	1	Director HR Operations	FT GS.14E
	1	Director HRMS & Employment Svcs	FT GS.14E
	1	Executive Assistant	FT NP.AP
	6	HR Business Partner	FT GS.11E
	5	Human Resource Analyst	FT GS.10E
	1	Manager HRMS	FT GS.13E
	1	Manager Recruiting	FT GS.13E
	2	Recruiting Coordinator	FT GS.09N
Subtotal	<u>20</u>		

Employee Training

	1	Director Leadership & Prof Dev	FT GS.14E
	1	HR Trainer	FT GS.10E
	1	Human Resource Technician	FT GS.06N
Subtotal	<u>3</u>		

Employees Insurance Office

	1	Director Total Rewards	FT GS.14E
	1	Pension & Data Analyst	FT GS.10E
	2	Total Rewards Specialist	FT GS.06N
Subtotal	<u>4</u>		

GRAND TOTAL **27**

		FT/PT	Grade
DEPARTMENT OF COMMUNITY DEVELOPMENT			
Administration			
	1	Administrator Community Development	FT NP.AP
	1	Community Center Program Manager	FT GS.13E
	1	Deputy Administrator CD	FT NP.AP
	1	Development Coordinator	FT GS.10E
	1	Director Operations	FT GS.14E
	1	Executive Assistant	FT NP.AP
	1	Finance Manager	FT GS.13E
	1	Fiscal Analyst	FT GS.10E
	1	Fiscal Technician	FT GS.06N
	2	Office Coordinator	FT GS.09N
Subtotal	11		
CD Public Communication			
	1	Public Relations Coordinator 2	FT GS.11E
Subtotal	1		
CD Office of Family Empowerment			
	1	Assistant Director OFE	FT GS.12E
	1	Director Office Family Empowerment	FT GS.14E
Subtotal	2		
CD Community Centers Admin			
	1	Admin Support Specialist	FT GS.05N
	3	Assistant Director of Community Centers	FT GS.13E
Subtotal	4		
CD Community Center Staffing			
	1	Crew Worker 2	FT GS.04N
	13	Custodian	FT GS.03N
	3	Custodian	PT GS.03N
	5	Front Desk Clerk	PT GS.03N
	20	Manager Community Center	FT GS.12E
	9	Program Tutor	PT GS.04N
	33	Specialist Community Centers	FT GS.05N
	16	Specialist Community Centers	PT GS.05N
	2	Specialist Community Centers - Bilingual	PT GS.05N
Subtotal	102		

		FT/PT	Grade	
	CD Aquatics			
	1	Aquatics Program Manager	FT	GS.13E
	2	Lifeguard 1	PT	GS.03N
	5	Lifeguard 2	PT	GS.04N
	3	Lifeguard 3	PT	GS.05N
	1	Recreation Specialist	FT	GS.05N
	1	Swim Lesson Instructor	PT	GS.03N
	1	Water Fitness Instructor	PT	GS.04N
Subtotal	14			
	CD Community Engagement			
	1	Community Engagement Specialist	FT	GS.09E
	1	Community Program Manager	FT	GS.12E
	1	Director Community Engagement	FT	NP.AP
	1	Language Access Coordinator	PT	GS.08N
Subtotal	4			
	CD Community Health			
	1	Admin Support Coordinator	FT	GS.07N
	1	Community/Public Health Data Assistant	FT	GS.10N
	1	Deputy Director Community Health	FT	NP.AP
	1	Director Community Health	FT	NP.AP
	1	Lead Registered Nurse Navigator	FT	GS.13E
	1	Program Manager	FT	GS.12E
	1	Registered Nurse Navigator	FT	GS.12E
Subtotal	7			
	CD Community Safety and Gun Violence Prevention			
	1	Executive Director Community Safety and Gun Violence Prevention	FT	NP.AP
	3	Intervention Specialist	FT	GS.10E
	3	Manager Community Safety and Gun Violence Prevention	FT	NP.AP
	1	Public Safety Coordinator	FT	NP.AP
Subtotal	8			
GRAND TOTAL	153			

POLICE DEPARTMENT

		FT/PT	Grade
SWORN			
	3	Assistant Police Chief	FT NP.AP
	1	Deputy Chief of Police	FT NP.AP
	1	Division Chief	FT NP.AP
	91	Master Police Officer	FT PD.5
	7	Police Captain	FT PD.8
	1	Police Chief	FT NP.AP
	21	Police Lieutenant	FT PD.7
	271	Police Officer	FT PD.2
	83	Police Sergeant	FT PD.6
Subtotal	479		

NON-SWORN			
	8	Admin Support Assistant 2	FT GS.04N
	2	Admin Support Coordinator	FT GS.07N
	8	Admin Support Specialist	FT GS.05N
	1	Building Maint Mechanic 1	FT GS.06N
	1	Building Maint Mechanic 2	FT GS.07N
	1	Co-Responder Manager	FT GS.12E
	6	Crime & Intelligence Analyst	FT GS.10E
	1	Crime & Intelligence Analyst Supervisor	FT GS.12E
	10	Crime Scene Investigator	FT GS.09N
	1	Data Analyst	FT GS.09E
	1	Digital Forensics Unit Technician	FT GS.09N
	1	Director Organizational Development Training	FT GS.18E
	1	Director Police HR Operations	FT NP.AP
	1	Director Public Affairs	FT GS.14E
	1	Director Victim Svcs Chaplain	FT GS.14E
	1	Executive Assistant	FT NP.AP
	1	Finance Manager	FT GS.13E
	3	Fiscal Technician	FT GS.06N
	1	Human Resource Technician	FT GS.06N
	1	Inventory Clerk	FT GS.04N
	4	Mental Health Co-Responder	FT GS.11E
	2	Photographic Lab Technician	FT GS.05N
	1	Police Fleet & Fac Manager	FT GS.11E
	1	Police Fleet Specialist	FT GS.08N
	1	Police Info Center Manager	FT GS.11E
	12	Police Info Center Tech 1	FT GS.04N

		FT/PT	Grade
	2	Police Info Center Tech 2	FT GS.05N
	6	Police Property Technician	FT GS.04N
	2	Police Technician	FT GS.04N
	1	Police Technician	PT GS.04N
	1	Polygraph Examiner	PT GS.05N
	1	Public Relations Coordinator 2	FT GS.11E
	1	Recruiting Coordinator	FT GS.09N
	1	Reporting Agency Coordinator	FT GS.06N
	1	RTIC Systems Technician	FT GS.05N
	3	School Patrol Lieutenant	PT GS.06N
	28	School Patrol Officer	PT GS.04N
	1	School Patrol Supervisor	FT GS.08N
	1	Terminal Agency Coordinator	FT GS.06N
	1	Victim Services Specialist - Bilingual	FT GS.09N
	3	Victim Services Specialist I	FT GS.09N
	1	Victim Services Specialist II	FT GS.10N
Subtotal	<u>126</u>		
GRAND TOTAL	<u>605</u>		

DEPARTMENT OF FIRE

SWORN

	3	Assistant Fire Chief	FT FD.6C
	2	Deputy Fire Chief	FT NP.AP
	1	Executive Deputy Chief	FT NP.AP
	9	Fire Battalion Chief	FT FD.5A
	81	Fire Captain	FT FD.4A
	1	Fire Chief	FT NP.AP
	81	Fire Lieutenant	FT FD.3A
	1	Fire Marshal	FT NP.AP
	111	Firefighter	FT FD.1A
	132	Senior Firefighter	FT FD.2A
	16	Staff Captain	FT FD.4C
	3	Staff Chief	FT FD.5A
	4	Staff Lieutenant	FT FD.3C
	2	Staff Senior Firefighter	FT FD.2C
Subtotal	<u>447</u>		

NON-SWORN

		FT/PT	Grade
	2	Admin Support Assistant 2	FT GS.04N
	3	Building Maint Mechanic 1	FT GS.06N
	1	Building Maint Mechanic 2	FT GS.07N
	1	Director of Public Affairs	FT GS.14E
	1	Finance Manager	FT GS.13E
	3	Fire Equipment Specialist	FT GS.06N
	1	General Supervisor	FT GS.10E
	1	HR Business Partner	FT GS.11E
	1	Inventory Coordinator	FT GS.07N
	1	Payroll Technician	FT GS.06N
	1	Public Relations Coordinator 1	FT GS.10E
Subtotal	<u>16</u>		
GENERAL FUND TOTAL	<u><u>463</u></u>		

TENNESSEE VALLEY REGIONAL COMMUNICATION SYSTEM

TVRCS Operations

	1	Admin Support Assistant 2	FT GS.04N
	1	Deputy Director Wireless Comm	FT GS.12E
	1	Director Wireless Comm	FT GS.14E
	1	Inventory Coordinator	FT GS.07N
	1	Radio Network Analyst	FT GS.08N
	2	Radio Network Engineer	FT GS.07N
	2	Radio Network Specialist	FT GS.06N
Subtotal	<u>9</u>		
TVRCS TOTAL	<u><u>9</u></u>		
GRAND TOTAL	<u><u>472</u></u>		

DEPARTMENT OF PUBLIC WORKS

Public Works Administration

	1	Accounts Coordinator	FT GS.09E
	1	Administrator Public Works	FT NP.AP
	1	City Engineer	FT GS.23E
	1	Deputy Administrator Public Works	FT NP.AP
	1	Director Finance and Administration	FT GS.15E
	1	Director of Public Affairs	FT GS.14E
	1	Executive Assistant	FT NP.AP

		FT/PT	Grade
	1	Finance Manager	FT GS.13E
	1	Fiscal Analyst	FT GS.10E
	1	Operations Division Director	FT GS.16E
Subtotal	<u>10</u>		

City Engineer

	1	Accounts Coordinator	FT GS.09E
	1	Assistant City Engineer	FT GS.16E
	2	Civil Engineer 1	FT GS.12E
	5	Civil Engineer 2	FT GS.13E
	2	Civil Engineer 3	FT GS.14E
	1	Civil Engineer 4	FT GS.15E
	1	Construction Inspector 1	FT GS.07N
	2	Construction Inspector 2	FT GS.08N
	1	Construction Program Supervisor	FT GS.13E
	1	Engineering Technician	FT GS.08N
Subtotal	<u>17</u>		

Field Surveyors

	1	Survey Instrument Technician	FT GS.04N
	1	Survey Party Chief Supervisor	FT GS.08N
Subtotal	<u>2</u>		

Facilities Management

	1	Admin Support Specialist	FT GS.05N
	1	Asset Mgmt Systems Coord	FT GS.09E
	1	Division Manager of Facilities	FT GS.14E
	1	Manager Facilities Operations	FT GS.13E
Subtotal	<u>4</u>		

Mail Room

	2	Admin Support Assistant 2	FT GS.04N
Subtotal	<u>2</u>		

Downtown Campuses Building Maintenance

	6	Building Maint Mechanic 1	FT GS.06N
	4	Building Maint Mechanic 2	FT GS.07N
	2	Building Maint Mechanic 3	FT GS.08N
	3	City Laborer	FT GS.03N
	2	Crew Foreman	FT GS.09N

		FT/PT	Grade	
	2	Crew Worker	FT	GS.05N
	2	General Supervisor	FT	GS.10E
Subtotal	<u>21</u>			

SM Admin

	2	Accounting Technician 2	FT	GS.05N
	2	Admin Support Specialist	FT	GS.05N
	1	Administrative Manager	FT	GS.13E
	1	City Laborer	FT	GS.03N
	1	Data Analyst	FT	GS.09E
	1	Deputy Director Citywide Services	FT	GS.14E
	1	Director Citywide Services	FT	GS.15E
	1	Inventory Technician	FT	GS.06N
	1	Office Supervisor	FT	GS.08N
	1	Supervisor Safety and Risk	FT	GS.12E
Subtotal	<u>12</u>			

SM Emergency

	2	Crew Worker	FT	GS.05N
	1	General Supervisor	FT	GS.10E
	6	Truck Driver	FT	GS.08N
	1	Truck Driver - 2nd Shift	FT	GS.08N
	1	Truck Driver - 3rd Shift	FT	GS.08N
Subtotal	<u>11</u>			

SM Central Business District

	2	City Laborer	FT	GS.03N
	1	Crew Chief	FT	GS.08N
	1	Crew Worker	FT	GS.05N
Subtotal	<u>4</u>			

SM Street Cleaning Crews

	6	City Laborer	FT	GS.03N
	4	Crew Chief	FT	GS.08N
	1	General Supervisor	FT	GS.10E
	1	Truck Driver	FT	GS.08N
Subtotal	<u>12</u>			

SM Mowing Tractors and Leaf Collection

		FT/PT	Grade
	4 City Laborer	FT	GS.03N
	1 Crew Foreman CDL	FT	GS.09N
	<u>6</u> Truck Driver	FT	GS.08N
Subtotal	11		
SM Street Sweeping			
	<u>6</u> Truck Driver	FT	GS.08N
Subtotal	6		
Brush Pick up			
	1 Admin Support Assistant 2	FT	GS.04N
	1 Crew Foreman CDL	FT	GS.09N
	1 General Supervisor	FT	GS.10E
	<u>11</u> Truck Driver	FT	GS.08N
Subtotal	14		
Garbage Pick up			
	1 Assistant Director Solid Waste	FT	GS.13E
	5 City Laborer	FT	GS.03N
	1 Code Enforcement Inspector 1	FT	GS.06N
	1 Crew Foreman CDL	FT	GS.09N
	1 Crew Worker	FT	GS.05N
	1 General Supervisor	FT	GS.10E
	1 Inventory Coordinator	FT	GS.07N
	1 Manager Solid Waste	FT	GS.13E
	1 Recycling Coordinator	FT	GS.10E
	<u>23</u> Truck Driver	FT	GS.08N
Subtotal	36		
Trash Flash Pick up			
	<u>4</u> Truck Driver	FT	GS.08N
Subtotal	4		
Recycle Pick up			
	1 Administrative Manager	FT	GS.13E
	2 City Laborer	FT	GS.03N
	1 Crew Foreman CDL	FT	GS.09N
	1 General Supervisor	FT	GS.10E
	<u>3</u> Truck Driver	FT	GS.08N

		FT/PT	Grade
Subtotal	8		
Refuse Collection Centers			
	1 Crew Foreman	FT	GS.09N
	3 Refuse & Recycling Center Attendant	FT	GS.05N
Subtotal	<u>4</u>		
Container Management			
	1 Crew Foreman CDL	FT	GS.09N
	2 Crew Worker	FT	GS.05N
Subtotal	<u>3</u>		
Recycling Centers			
	7 Refuse & Recycling Center Attendant	FT	GS.05N
Subtotal	<u>7</u>		
Forestry Operations			
	3 Crew Foreman	FT	GS.09N
	1 General Supervisor	FT	GS.10E
	6 Truck Driver	FT	GS.08N
Subtotal	<u>10</u>		
Development Review & Permitting (LDO)			
	1 Assistant Director Development Services	FT	GS.13E
	1 Assistant Director Land Use Development Services	FT	GS.13E
	1 Chief Infrastructure Inspector	FT	GS.11E
	1 Chief Plans Review	FT	GS.11E
	2 Code Enforcement Inspector 2	FT	GS.07N
	1 Community Outreach Coordinator	FT	GS.10E
	3 Construction Inspector 1	FT	GS.07N
	1 Construction Inspector 2	FT	GS.08N
	2 Development Review Planner	FT	GS.11E
	1 Director Land Development	FT	GS.15E
	2 Inspector 1	FT	GS.08N
	13 Inspector 2	FT	GS.09N
	3 Inspector 3	FT	GS.11E
	1 Manager Zoning Development	FT	GS.13E
	1 Office Coordinator	FT	GS.09N
	6 Permit Clerk	FT	GS.05N
	1 Planner 1	FT	GS.09N

		FT/PT	Grade
	3	Plans Review Specialist 1	FT GS.06N
	2	Plans Review Specialist 3	FT GS.08N
	1	Senior Ombudsman	FT GS.15E
	2	Transportation Review Specialist	FT GS.10N
Subtotal	<u>49</u>		

Code Enforcement

	2	Admin Support Assistant 2	FT GS.04N
	3	Chief Inspector	FT GS.11E
	11	Code Enforcement Inspector 1	FT GS.06N
	2	Code Enforcement Inspector 2	FT GS.07N
	1	Demolition Abatement Specialist	FT GS.06N
	1	Manager Code Enforcement	FT GS.13E
	2	Transportation Inspector 1	FT GS.07N
Subtotal	<u>22</u>		

STVR Inspections

	1	Code Enforcement Inspector 1	FT GS.06N
	1	Development Review Planner	FT GS.11E
Subtotal	<u>2</u>		

Forestry Management

	1	Municipal Forester	FT GS.13E
Subtotal	<u>1</u>		

Traffic Operations

	2	Admin Support Specialist	FT GS.05N
	5	City Laborer	FT GS.03N
	1	Crew Foreman	FT GS.09N
	5	Crew Worker	FT GS.05N
	3	Transportation Equipment Operator	FT GS.08N
	1	Transportation Operations Manager	FT GS.13E
Subtotal	<u>17</u>		

Traffic Signal Operations

	3	Crew Worker 3	FT GS.05N
	6	Electrician	FT GS.09N
	1	Equipment Operator 4	FT GS.08N
	1	General Supervisor	FT GS.10E
	1	Manager Intelligent Trans Systems	FT GS.13E

		FT/PT	Grade
Subtotal	12		
Street & Traffic Design and Engineering			
	1	Assistant City Engineer	FT GS.16E
	1	Civil Engineer 1	FT GS.12E
	2	Civil Engineer 2	FT GS.13E
	5	Civil Engineer 3	FT GS.14E
	2	Civil Engineer 4	FT GS.15E
	1	Construction Inspector 2	FT GS.08N
	1	Engineering Technician	FT GS.08N
	1	Executive Assistant	FT NP.AP
	1	Pothole Inspector	FT GS.07N
	1	Public Space Coordinator	FT GS.10E
	3	Traffic Engineering Technician	FT GS.08N
	1	Traffic Signal Design Specialist	FT GS.10E
	1	Transportation Accounts Coordinator	FT GS.09E
Subtotal	21		
GENERAL FUND TOTAL	<u>322</u>		

DRC Building Operations			
	1	Building Maint Mechanic 2	FT GS.07N
	1	City Laborer	FT GS.03N
	1	Crew Worker	FT GS.05N
Subtotal	<u>3</u>		
DRC TOTAL	<u>3</u>		

Rep & Maint Amnicola Garage			
	3	Automotive Mechanic 1*	FT GS.07N
	2	Automotive Mechanic 2*	FT GS.08N
	1	Automotive Mechanic 3*	FT GS.09N
	4	Automotive Mechanic 4*	FT GS.10N
	1	Crew Worker	FT GS.05N
	1	Deputy Director Fleet Management	FT GS.12E
	2	Fleet Maint Shift Supervisor*	FT GS.11N
	1	Fleet Parts Supervisor	FT GS.11E
	1	Fleet Service Writer	FT GS.04N
	5	Heavy Equipment Mechanic 1*	FT GS.08N

		FT/PT	Grade
	1	Heavy Equipment Mechanic 2*	FT GS.09N
	1	Heavy Equipment Mechanic 3*	FT GS.10N
	1	Inventory Technician*	FT GS.06N
Subtotal	<u>24</u>		

*denotes positions authorized to receive a tool allowance based on City of Chattanooga policy

Rep & Maint Annicola Garage Overhead

	1	Admin Support Assistant 1	FT GS.03N
	1	Admin Support Specialist	FT GS.05N
	1	City Laborer	FT GS.03N
	1	Crew Worker 2	FT GS.04N
	1	Data Analyst	FT GS.09E
	1	Director Fleet Management	FT GS.14E
	1	Fiscal Analyst	FT GS.10E
	1	Fleet Coordinator	FT GS.09E
	1	Inventory Coordinator	FT GS.07N
	2	Inventory Technician	FT GS.06N
Subtotal	<u>11</u>		

Rep & Maint 12th & Park Garage

	1	Admin Support Assistant 1	FT GS.03N
	2	City Laborer	FT GS.03N
	2	Fleet Maint Shift Supervisor*	FT GS.11N
	1	Fleet Parts Supervisor	FT GS.11E
	1	Fleet Service Writer	FT GS.04N
	13	Heavy Equipment Mechanic 1*	FT GS.08N
	4	Heavy Equipment Mechanic 2*	FT GS.09N
	2	Heavy Equipment Mechanic 3*	FT GS.10N
	1	Inventory Coordinator	FT GS.07N
	3	Inventory Technician	FT GS.06N
Subtotal	<u>30</u>		

Rep & Maint 12th & Pk Gar Overhead

	1	Truck Driver	FT GS.08N
Subtotal	<u>1</u>		

*Denotes positions authorized to receive a tool allowance based on City of Chattanooga policy

FLEET TOTAL	<u>66</u>
-------------	-----------

FT/PT Grade

SOLID WASTE OPERATIONS

Waste Disposal City Landfill

	1	Admin Support Specialist	FT	GS.05N
	1	Civil Engineer 2	FT	GS.13E
	1	Crew Foreman CDL	FT	GS.09N
	1	Crew Worker	FT	GS.05N
	1	Heavy Equipment Mechanic 3	FT	GS.10N
	5	Heavy Equipment Operator	FT	GS.08N
	2	Landfill Technician	FT	GS.08N
	1	Manager Landfill	FT	GS.13E
	1	Scale Operator	FT	GS.03N
	1	Solid Waste Director	FT	GS.14E
Subtotal	<u>15</u>			

Compost Waste Center Recycling

	1	Heavy Equipment Operator	FT	GS.08N
	1	Scale Operator	FT	GS.03N
Subtotal	<u>2</u>			

Household Hazardous Waste Disposal Recycling

	1	Household Hazardous Waste Technician	FT	GS.05N
Subtotal	<u>1</u>			

SOLID WASTE TOTAL 18

STORM WATER MANAGEMENT FUND

Storm Water Management

	1	Admin Support Specialist	FT	GS.05N
	1	Assistant City Engineer	FT	GS.16E
	1	Assistant Director Water Quality	FT	GS.14E
	1	Civil Engineer 2	FT	GS.13E
	1	Fiscal Analyst	FT	GS.10E
	1	Inventory Coordinator	FT	GS.07N
	1	Landscape Architect 2	FT	GS.11E
	1	Stormwater Landscape Project Coordinator	FT	GS.10N
	1	Stormwater Landscape Project Manager	FT	GS.11E
	6	Water Quality Specialist 1	FT	GS.10N

		FT/PT	Grade	
	4	Water Quality Specialist 2	FT	GS.11N
	3	Water Quality Supervisor	FT	GS.12E
	2	Water Quality Technician 1	FT	GS.08N
	3	Water Quality Trainee	FT	GS.04N
Subtotal	<u>27</u>			

Storm Water Maintenance & Operations

	1	Accounting Technician 2	FT	GS.05N
	1	Admin Support Assistant 2	FT	GS.04N
	30	City Laborer	FT	GS.03N
	7	Crew Chief	FT	GS.08N
	14	Crew Foreman	FT	GS.09N
	1	Crew Foreman CDL	FT	GS.09N
	24	Crew Worker	FT	GS.05N
	4	General Supervisor	FT	GS.10E
	11	Heavy Equipment Operator	FT	GS.08N
	1	Manager Sewer Construction	FT	GS.13E
	1	Safety Technician	FT	GS.05N
	1	Trainer	FT	GS.09N
	25	Truck Driver	FT	GS.08N
Subtotal	<u>121</u>			

Stormwater Site Devel & Construction & Inspection

	1	Administrative Manager	FT	GS.13E
	1	Applications Analyst	FT	GS.10E
	1	Assistant Director Site Development	FT	GS.14E
	1	Civil Engineer 2	FT	GS.13E
	1	Construction Program Supervisor	FT	GS.13E
	1	Floodplain Coordinator	FT	GS.10E
	1	Landscape Architect 2	FT	GS.11E
	2	Landscape Inspector	FT	GS.09N
	1	Manager Stormwater Floodplain	FT	GS.14E
	1	Plans Review Specialist 1	FT	GS.06N
	1	Plans Review Specialist 3	FT	GS.08N
	5	Soil Engineering Specialist	FT	GS.11N
Subtotal	<u>17</u>			

Storm Water Engineering & Project Management

	2	Civil Engineer 1	FT	GS.12E
--	---	------------------	----	--------

		FT/PT	Grade	
	7	Civil Engineer 2	FT	GS.13E
	2	Civil Engineer 3	FT	GS.14E
	1	Civil Engineer 4	FT	GS.15E
	1	Construction Program Supervisor	FT	GS.13E
	1	Engineering Technician	FT	GS.08N
	1	Survey Instrument Technician	FT	GS.04N
	1	Survey Party Chief	FT	GS.07N
Subtotal	16			
Stormwater Public Education				
	1	Director Scenic Cities	FT	GS.08N
	2	Public Relations Coordinator 1	FT	GS.10E
Subtotal	3			
Storm Water Green Infrastructure Maintenance				
	5	Environmental Specialist	FT	GS.06N
	2	Field Team Leader	FT	GS.08N
	1	Manager Natural Resources	FT	GS.13E
	2	Natural Resources Project Coord	FT	GS.10E
	1	Natural Resources Supervisor	FT	GS.11E
	1	Naturalist	FT	GS.10E
Subtotal	12			
Stormwater Forestry				
	1	Coordinator Tree Canopy	FT	GS.10N
	1	Landscape Inspector	FT	GS.09N
Subtotal	2			
STORM WATER TOTAL	198			

**STATE STREET AID
SSA - Street Maintenance**

17	City Laborer	FT	GS.03N
3	Crew Chief	FT	GS.08N
4	Crew Foreman	FT	GS.09N
11	Crew Worker	FT	GS.05N
1	General Supervisor	FT	GS.10E
7	Heavy Equipment Operator	FT	GS.08N

		FT/PT	Grade	
	1	Manager Street Maint	FT	GS.13E
	16	Truck Driver	FT	GS.08N
Subtotal	<u>60</u>			
SSA TOTAL	<u>60</u>			

WASTE WATER OPERATIONS

Waste Water Administration

	5	Accounts Coordinator	FT	WWFG.09E
	1	Admin Support Specialist	FT	WWFG.05N
	1	Administrative Manager	FT	WWFG.12E
	1	Administrative Support Coordinator (Wastewater)	FT	WWFG.09N
	1	Administrator Wastewater Systems	FT	NP.AP
	1	Assistant Director Administration	FT	WWFG.14E
	1	Deputy Administrator Wastewater Systems	FT	NP.AP
	1	Director Administration Waste Water	FT	WWFG.15E
	1	Engineering Coordinator	FT	WWFG.09E
	1	Engineering Technician	FT	WWFG.07N
	1	Executive Assistant	FT	NP.AP
	2	Fiscal Analyst 2	FT	WWFG.10E
	1	HR Business Partner	FT	GS.11E
	2	Inventory Specialist	FT	WWFG.06N
	1	Manager Energy Program	FT	WWFG.12E
	1	Project Manager (Wastewater)	FT	WWFG.11E
	1	Public Relations Coordinator 1	FT	WWFG.09E
	2	Senior Engineer	FT	WWFG.12E
	1	Senior WW Director	FT	WWFG.15E
	1	Utility Financial Svcs Manager	FT	WWFG.12E
Subtotal	<u>27</u>			

Waste Water Laboratory

	1	Chemist	FT	WWFG.10E
	3	Laboratory Analyst	FT	WWFG.09E
	3	Laboratory Technician	FT	WWFG.08N
	1	Laboratory Technician 3	FT	WWFG.11E
	1	Manager Laboratory Services	FT	WWFG.12E
Subtotal	<u>9</u>			

Waste Water Engineering

		FT/PT	Grade	
	1	Assistant Director Engineering	FT	WWFG.14E
	1	Director Engineering Waste Water	FT	WWFG.15E
	1	Engineering Coordinator	FT	WWFG.09E
	2	Engineering Manager	FT	WWFG.12E
	1	Engineering Technician	FT	WWFG.07N
	1	Process Engineer	FT	WWFG.11E
	1	Project Engineer	FT	WWFG.10E
	1	RPR Inspector	FT	WWFG.07N
	1	Senior Engineer	FT	WWFG.12E
	1	Waste Resources Plant Engineer	FT	WWFG.11E
	1	Waste Resources Sys Engineer	FT	WWFG.10E
Subtotal	12			

Waste Water Plant Maintenance

	1	Admin Support Specialist	FT	WWFG.05N
	1	Asset Manager (Wastewater)	FT	WWFG.12E
	1	Asset Mgmt Systems Coord	FT	WWFG.09E
	1	Assistant Director Maintenance*	FT	WWFG.14E
	2	Building Maint Mechanic 1*	FT	WWFG.05N
	2	Chief Electrical Instrum Tech*	FT	WWFG.09N
	1	Crew Chief	FT	WWFG.06N
	1	Crew Supervisor 3*	FT	WWFG.08N
	1	Crew Supervisor CDL	FT	WWFG.08N
	7	Crew Worker	FT	WWFG.03N
	3	Custodian	FT	WWFG.03N
	1	Director Maintenance Waste Water*	FT	WWFG.15E
	5	Electrical Apprentice*	FT	WWFG.05N
	3	Engineering Coordinator	FT	WWFG.09E
	4	Indust Maint Mechanic 1*	FT	WWFG.05N
	7	Indust Maint Mechanic 2*	FT	WWFG.06N
	6	Industrial Electrician 1*	FT	WWFG.07N
	1	Industrial Electrician 2*	FT	WWFG.08N
	1	Inventory Clerk	FT	WWFG.04N
	2	Inventory Technician	FT	WWFG.05N
	2	Maint Mechanic Supervisor*	FT	WWFG.09N
	4	Maintenance Apprentice (Wastewater)*	FT	WWFG.04N
	1	Plant Maint Coordinator	FT	WWFG.09E
	3	Plant Maint Lubricator*	FT	WWFG.05N
	1	Plant Maint Planner	FT	WWFG.05N

		FT/PT	Grade
	1	PLC Engineer	FT WWFG.11E
	1	Warehouse Supervisor	FT WWFG.09E
Subtotal	<u>64</u>		

*denotes positions authorized to receive a tool allowance based on City of Chattanooga, Dept of Public Works, Interceptor Sewer System policy

Waste Water Sewer Maintenance

	1	Admin Support Assistant 2	FT WWFG.04N
	1	Assistant Director Collection System	FT WWFG.14E
	1	Construction Insp Team Lead	FT WWFG.08N
	3	Crew Chief	FT WWFG.06N
	1	Crew Scheduler	FT WWFG.04N
	5	Crew Supervisor 3*	FT WWFG.08N
	3	Crew Supervisor CDL	FT WWFG.08N
	12	Crew Worker	FT WWFG.03N
	1	Director Collection System Wastewater	FT WWFG.15E
	3	Engineering Coordinator	FT WWFG.09E
	2	General Supervisor	FT WWFG.09E
	4	Heavy Equipment Operator	FT WWFG.05N
	1	Manager Energy	FT WWFG.11E
	1	Manager Sewer Construction	FT WWFG.12E
	2	Sewer Construction Inspector	FT WWFG.07N
	2	Sewer Project Coordinator	FT WWFG.09N
	7	Truck Driver	FT WWFG.05N
Subtotal	<u>50</u>		

*denotes positions authorized to receive a tool allowance based on City of Chattanooga, Dept of Public Works, Interceptor Sewer System policy

Waste Water Liquid Handling

	1	Admin Support Specialist	FT WWFG.05N
	4	Chief Plant Operator	FT WWFG.09N
	1	OT Project Manager	FT WWFG.11E
	1	OT Systems Manager	FT WWFG.12E
	1	Plant Liquid Operations Supervisor	FT WWFG.09E
	1	Plant Manager	FT WWFG.12E
	4	Plant Operator 1	FT WWFG.04N
	8	Plant Operator 2	FT WWFG.05N
	8	Plant Operator 3	FT WWFG.06N

		FT/PT	Grade	
	1	SCADA Analyst	FT	WWFG.09N
	1	Sewer Project Coordinator	FT	WWFG.09N
Subtotal	31			
	Waste Water Safety & Training			
	1	Admin Support Assistant 2	FT	WWFG.04N
	1	Industrial Occ Safety Specialist	FT	WWFG.07N
	1	Industrial Occ Safety Supervisor	FT	WWFG.09E
Subtotal	3			
	Waste Water Pretreatment Monitoring			
	1	Admin Support Specialist	FT	WWFG.05N
	1	Assistant Environmental Compliance Manager	FT	WWFG.11E
	1	Environmental Compliance Manager	FT	WWFG.12E
	4	Environmental Compliance Specialist 1	FT	WWFG.08N
	3	Environmental Compliance Specialist 2	FT	WWFG.09N
Subtotal	10			
	Waste Water Solid Handling			
	1	Assistant Director of Operations	FT	WWFG.14E
	1	Director Operations Wastewater	FT	WWFG.15E
	4	Plant Operator 1	FT	WWFG.04N
	4	Plant Operator 2	FT	WWFG.05N
	5	Plant Operator 3	FT	WWFG.06N
	1	Scale Operator	FT	WWFG.03N
	1	Solid Operations Supervisor	FT	WWFG.09E
	2	Truck Driver	FT	WWFG.05N
Subtotal	19			
	Waste Water Landfill Handling			
	1	Crew Worker	FT	WWFG.03N
Subtotal	1			
	Waste Water Pump Station Operations			
	2	Chief Plant Operator	FT	WWFG.09N
	2	Plant Operator 1	FT	WWFG.04N
	9	Plant Operator 2	FT	WWFG.05N
	2	Plant Operator 3	FT	WWFG.06N
	1	Pump Station Opr Supervisor	FT	WWFG.09E

		FT/PT	Grade
Subtotal	16		
WASTE WATER TOTAL	<u>242</u>		
GRAND TOTAL	<u>909</u>		

DEPARTMENT OF PARKS & OUTDOORS

Administration

	1	Accounting Technician 1	PT	GS.04N
	1	Admin Support Specialist	FT	GS.05N
	1	Administrator Parks & Outdoors	FT	NP.AP
	1	Deputy Administrator PO	FT	NP.AP
	1	Director Design and Connectivity	FT	GS.14E
	1	Executive Assistant	FT	NP.AP
	1	Finance Manager	FT	GS.13E
	1	Fiscal Analyst	FT	GS.10E
Subtotal	<u>8</u>			

Parks & Outdoors Supportive Services

	1	Crew Worker 1	FT	GS.03N
	4	Crew Worker 1	PT	GS.03N
	3	Crew Worker 3	FT	GS.05N
	1	General Supervisor	FT	GS.10E
Subtotal	<u>9</u>			

Parks & Outdoors Sports

	5	Program Driver	PT	GS.03N
	1	Recreation Division Manager	FT	GS.13E
	1	Recreation Specialist	FT	GS.05N
	13	Recreation Specialist	PT	GS.05N
Subtotal	<u>20</u>			

Parks & Outdoors Champions Club

	1	Manager Tennis Programs	FT	GS.13E
	1	Recreation Program Specialist	FT	GS.05N
	1	Recreation Specialist	FT	GS.05N
	2	Recreation Specialist	PT	GS.05N
Subtotal	<u>5</u>			

		FT/PT	Grade
	Parks & Outdoors Summit of Softball		
	4	Crew Worker 1	PT GS.03N
	5	Crew Worker 3	FT GS.05N
	1	General Supervisor	FT GS.10E
Subtotal	10		
	Parks & Outdoors Communication		
	1	Communications Coordinator	FT GS.10E
	1	Development Coordinator	FT GS.10E
	1	Director Marketing and Communications Volunteer and Community Engagement Coordinator	FT GS.14E
Subtotal	4		
	Parks & Outdoors Recreation Admin		
	1	Admin Support Specialist	FT GS.05N
	2	Crew Worker 3	FT GS.05N
	1	Director Recreation	FT GS.14E
	3	Recreation Division Manager	FT GS.13E
	4	Recreation Specialist	PT GS.05N
Subtotal	11		
	Therapeutic Programs		
	1	Therapeutic Program Manager	FT GS.13E
	2	Therapeutic Recreation Assistant	PT GS.04N
	1	Therapeutic Recreation Program Coordinator	FT GS.10E
	2	Therapeutic Recreation Specialist	FT GS.05N
Subtotal	6		
	Fitness Center		
	1	Admin Support Assistant 1	FT GS.03N
	3	Fitness Center Specialist	PT GS.04N
	1	Front Desk Clerk	PT GS.03N
	4	Group Fitness Instructor	PT GS.04N
	1	Recreation Division Manager	FT GS.13E
	2	Recreation Program Specialist	PT GS.05N
Subtotal	12		

Rec Facility Skatepark

			FT/PT	Grade
	1	Crew Worker 2	PT	GS.04N
Subtotal	<u>1</u>			
Outdoor Chattanooga				
	1	Community Activator, Outdoor Chattanooga	PT	GS.05N
	1	Customer Relations Specialist	FT	GS.06N
	1	Director Outdoor Chattanooga	FT	GS.14E
	1	Outdoor Program Specialist	FT	GS.08E
	1	Outdoor Recreation Specialist	FT	GS.05N
	3	Outdoor Recreation Specialist	PT	GS.05N
	1	Recreation Program Coordinator	FT	GS.10E
Subtotal	<u>9</u>			
Parks Admin				
	1	Asset Mgmt Systems Coord	FT	GS.09E
	1	Director Park Stewardship & Maint	FT	GS.14E
	1	Inventory Coordinator	FT	GS.07N
Subtotal	<u>3</u>			
Parks Maintenance Playgrounds and Facilities				
	1	General Supervisor	FT	GS.10E
Subtotal	<u>1</u>			
Parks Maintenance Buildings and Structures				
	3	Crew Worker 1	FT	GS.03N
	1	Parks Maintenance Tech	FT	GS.06N
Subtotal	<u>4</u>			
Parks Maintenance City Wide Park Maintenance				
	1	Crew Supervisor 2	FT	GS.07N
	2	Crew Worker 1	FT	GS.03N
	2	Crew Worker 1	PT	GS.03N
	8	Crew Worker 2	FT	GS.04N
	1	General Supervisor	FT	GS.10E
	1	Grounds Maintenance Tech Lead	FT	GS.08N
	2	Parks Maintenance Technician	FT	GS.06N
	3	Parks Maintenance Technician Lead	FT	GS.08N
Subtotal	<u>20</u>			

		FT/PT	Grade
	Shared Maintenance -TN Riverpark Downtown		
	1	Crew Supervisor 1	FT GS.06N
	2	Crew Supervisor 2	FT GS.07N
	5	Crew Worker 1	FT GS.03N
	8	Crew Worker 2	FT GS.04N
	1	Deputy Director Parks Maintenance	FT GS.13E
	2	Horticulturist	FT GS.09E
	1	Parks Maintenance Technician	FT GS.06N
	1	Parks Maintenance Technician Lead	FT GS.08N
	1	Superintendent Downtown Riverpark	FT GS.10E
Subtotal	<u>22</u>		
	Shared Maintenance Carousel Operations		
	1	Carousel Assistant	PT GS.03N
Subtotal	<u>1</u>		
	Shared Maintenance TN Riverpark Security		
	3	Crew Worker 2	FT GS.04N
Subtotal	<u>3</u>		
GENERAL FUND TOTAL	<u>149</u>		

Municipal Golf Courses

Brainerd Golf Course

	1	Admin Support Assistant 2	FT GS.04N
	1	Crew Worker 1	FT GS.03N
	2	Crew Worker 2	FT GS.04N
	1	Equipment Mechanic 2	FT GS.07N
	19	Golf Assistant	PT GS.03N
	1	Golf Operations Coordinator	FT GS.09E
	1	Manager Golf Courses	FT GS.13E
	1	Superintendent Golf Course	FT GS.10E
Subtotal	<u>27</u>		

Brainerd Golf Concessions

	1	Golf Assistant	PT GS.03N
Subtotal	<u>1</u>		

Brown Acres Golf Course

	1	Crew Worker 1	PT GS.03N
	2	Crew Worker 2	FT GS.04N
	1	Equipment Mechanic 2	FT GS.07N

		FT/PT	Grade	
	18	Golf Assistant	PT	GS.03N
	1	Golf Operations Coordinator	FT	GS.09E
	1	Superintendent Golf Course	FT	GS.10E
Subtotal	<u>24</u>			
Brown Acres Golf Concessions				
	1	Golf Assistant	PT	GS.03N
Subtotal	<u>1</u>			
GOLF TOTAL	<u>53</u>			
GRAND TOTAL	<u>202</u>			

DEPARTMENT OF EARLY LEARNING

Administration

	1	Administrator Early Learning	FT	NP.AP
	1	Deputy Administrator EL	FT	NP.AP
	1	Director Parent Family Community Engagement	FT	GS.14E
	1	Fiscal Analyst	FT	GS.10E
	1	Office Coordinator	FT	GS.09N
	1	Parent Family Community Engagement Specialist	FT	GS.09E
Subtotal	<u>6</u>			

Office of Early Learning

	1	Director Early Learning	FT	GS.14E
	1	Early Learning Business Navigator	FT	GS.10E
Subtotal	<u>2</u>			

Community Forward

	8	Community Forward School Coord	FT	GS.11E
	1	Director Community Forward Prgrm	FT	GS.14E
Subtotal	<u>9</u>			

Extended Hours Childcare

	8	Paraprofessionals (PT)	PT	NG
Subtotal	<u>8</u>			

GRAND TOTAL 25

		FT/PT	Grade
DEPARTMENT OF CITY PLANNING			
Administration			
	1	Director Sustainability	FT GS.14E
	1	Outreach Coordinator	FT GS.10E
	2	Principal Planner	FT GS.12E
	1	Project Liaison	FT GS.11E
Subtotal	5		
GRAND TOTAL	5		

DEPARTMENT OF ECONOMIC DEVELOPMENT			
Administration			
	1	Administrative Support Assistant 2	FT GS.04N
	1	Administrator Economic Development	FT NP.AP
	1	Brownsfield Coordinator	FT GS.11E
	1	Coordinator Grants and Development	FT GS.11E
	1	Economic Development Coord	FT GS.10N
	1	Finance Manager	FT GS.13E
	1	Fiscal Analyst	FT GS.10E
	1	Real Property Coordinator	FT GS.09E
	1	Real Property Manager	FT GS.13E
Subtotal	9		

Office of Economic Development			
	1	Director Economic Development & Entrepreneurship	FT NP.AP
	1	Director New Chattanooga	FT NP.AP
	1	Director Workforce Dev Strategy	FT NP.AP
	1	Small Business Resources Program Manager	FT GS.12E
Subtotal	4		

Economic Development Housing			
	1	Director Housing and Community Investment	FT NP.AP
	1	Director Housing Finance	FT NP.AP
	1	Director Housing Policy	FT NP.AP
	1	Executive Assistant	FT GS.09E
	1	Manager Strategic Initiative Program	FT GS.12E

		FT/PT	Grade	
	1	Special Housing Programs Manager	FT	NP.AP
Subtotal	<u>6</u>			
	Shared Maintenance ED Arts & Culture			
	1	Manager Public Art	FT	GS.13E
	1	Public Art Collections Specialist	PT	GS.09N
	1	Senior Director Arts Culture Creative Economy	FT	GS.14E
Subtotal	<u>3</u>			
	Economic Development Special Events			
	1	Community Events Manager	FT	GS.12E
	1	Deputy Administrator PO	FT	GS.19E
	1	Guest Services Specialist	FT	GS.05N
	1	Special Events and Programs Supervisor	FT	GS.12E
Subtotal	<u>4</u>			
	Homeless & Supportive Housing			
	1	Director Homeless Initiatives	FT	GS.14E
	2	Homeless Outreach Coordinator	FT	GS.09E
	4	Homeless Services Coordinator	FT	GS.09E
	4	Housing Coordinator	FT	GS.09E
	1	Intake Coordinator	FT	GS.09E
	1	Lead Homeless Service Coordinator	FT	GS.11E
	1	Lead Housing Coordinator	FT	GS.11E
	1	Lead Outreach Coordinator	FT	GS.11E
	1	Office Coordinator	FT	GS.09N
Subtotal	<u>16</u>			
GRAND TOTAL	<u>42</u>			

<u>GRAND TOTALS</u>	
GENERAL FUND	<u>2,059</u>
NON-GENERAL FUND	<u>657</u>
GRAND TOTAL	<u>2,716</u>

NP.AP - Appointed Positions

NG - Positions Not Graded

SECTION 7(f). This ordinance further provides longevity bonus pay for regular full-time classified service employees who have five (5) or more years of continuous service as of October 31, 2026. The longevity pay shall be seventy-five dollars (\$75.00) for each full year of continuous service up to a maximum of thirty (30) years or two thousand two hundred fifty dollars (\$2,250). Employees terminated prior to October 31, 2026 shall not qualify for the longevity bonus pay. Classified Service is defined as all Full-Time regular City Employees except elected officials or grant-funded positions whose funding does not provide a longevity payment.

SECTION 8. That the City Finance Officer is authorized to pay a uniform and equipment maintenance allowance of five hundred dollars (\$500.00) for all sworn police officers and firefighters as of July 1, 2026, except for those new employees who have received from the city a new uniform since July 1, 2025. Further, the City Finance Officer is authorized to pay a supplemental tool allowance of one thousand two hundred dollars (\$1,200.00) for certain employees as set forth in Resolution No. 32091, dated May 21, 2024, as amended; and is authorized to pay a supplemental uniform allowance of two hundred fifty dollars (\$250.00) for City Court Officers. It shall be the duty of employees receiving these supplements to use the funds for the specified purpose and retain receipts to that effect

SECTION 9. That the City Finance Officer is authorized to make contributions to the Pension and Other Post-Employment Benefits (OPEB) Trust funds on behalf of all participants as specified in the most recent actuarial valuation for each plan.

SECTION 9(a). That the City Finance Officer is authorized to match the total salaries of all participants in the Fire and Police Pension Fund with a contribution not to exceed the greater of fifty and thirty-three hundredths percent (50.33%) or the rate as specified in the most recent actuarial valuation.

SECTION 9(b). That the City Finance Officer is authorized to match the total salaries of all participants in the General Pension Plan with a contribution not to exceed the greater of twenty and ninety-four hundredths percent (20.94%) or the rate as specified in the most recent actuarial valuation.

SECTION 9(c). That the City Finance Officer is authorized to pay the following Union Pension Plan the specified amounts per participation agreements

Central Pension Fund \$2.28 - per hour

SECTION 9(d). That the City Finance Officer is authorized to contribute to the Other Post-Employment Benefit Trust Fund a percentage of payroll of all participants' salaries as specified in the most recent actuarial study. Per the preliminary Actuarial Valuation report prepared as of January 1, 2026 as a guide, with a contribution not to exceed the greater of five and twenty hundredths percent (5.20%) for Civilian employees and twenty and eighty hundredths percent (20.80%) for Sworn employees.

SECTION 10. That the City Finance Officer is authorized to reimburse officials and employees for use of personal vehicles on official business at the current rate per mile recognized and established by the Internal Revenue Service.

SECTION 11. That all salaries and wages and other expenditures shall be paid only upon the authorization of the official who has the responsibility of expending the appropriation against which the salaries or wages or other expenditures are charged, pursuant to Private Acts of 1953, Chapter 105,

Section 2 (4). That all funds appropriated in this Ordinance for payment of salaries and/or wages shall be spent for salaries and wages only unless proper authorization is given to do otherwise.

SECTION 12. That the City Finance Officer is authorized to pay the payroll and/or costs of personal services, whether on the payroll, voucher or otherwise, of the Air Pollution Control Bureau, Chattanooga Public Library, Regional Planning Agency, and any other department, agency, board, commission, office, division, or branch of Municipal Government heretofore or hereafter established, notwithstanding that same is not specified hereinbefore, as certified to him by the respective administrative official.

SECTION 13. That employees called to active duty and deployed outside the continental United States (“OCONUS”) to a combat zone or a qualified hazardous duty area, as those terms are defined by federal law, shall be paid the difference that their City pay exceeds their total military base pay, up to \$850.00 per month, from the time called to active duty until relieved from active duty status or until June 30, 2027, whichever occurs first. Payments beyond the current fiscal year shall be subject to future appropriations by City Council. The City Finance Officer is authorized to appropriate the necessary money from other available funds. The difference in pay shall be calculated without regard to any payment of combat pay. Further, with the concurrence of the General Pension Fund and the Fire and Police Pension Fund, or any union fund participation agreement, the City shall pay such contributions necessary, both the employee’s and the employer’s share, based on their pension-eligible salary at the time of call-up (not counting overtime pay) to ensure the continued enrollment and pension-eligibility of employees while called-up for deployment OCONUS for the same period as referenced above. In this manner, the affected employees shall not be penalized nor incur financial hardship as relates to their pension eligibility.

If the City's medical insurance provider extends medical coverage to families affected by the call-up of reservists for deployment OCONUS beyond the customary six (6) month period, the City shall pay the employer share of the premium for any employee called-up to active duty. The employee's share of the coverage shall remain the responsibility of the employee and may be paid in the most convenient method by the employee. During the time of active duty, the employee may request the City to make such payments on his/her behalf and that the City reconcile the amounts paid upon his/her return to City employment.

SECTION 14. As provided by the Employee Information Guide, Policy 12.5,

Military Pay:

Employees shall be granted twenty (20) scheduled work days of paid leave each calendar year for active-duty service, inactive duty service, and required annual training. After the twenty (20) days of military pay has been exhausted, the employee activated for military service may elect to use accrued PTO balance (all or in part) or immediately commence leave without pay. Every employee returning from military leave shall submit to his/her Department Head proof of the number of days spent on duty.

SECTION 15. Pursuant to Tenn. Code Ann. § 8-4-604(a)(1), the Office of Open Records Counsel ("OORC") is required to establish a schedule of reasonable charges a records custodian may use as a guideline to charge citizens requesting copies of public records. Additionally, Tenn. Code Ann. § 10-7-503(g) requires each governmental entity subject to the Tennessee Public Records Act ("TPRA") to establish a written public records policy that includes a statement of any fees charged for copies of public records and the procedures for billing and payment. Accordingly, the following policy sets forth general guidelines for records custodians when assessing reasonable charges associated with record requests under the TPRA.

POLICY:

I. General Considerations

- (A.) Records custodians may not charge for inspection of public records except as provided by law.
- (B.) The following schedule of reasonable charges should not be interpreted as requiring records custodians to impose charges for copies of public records. Charges for copies of public records must be pursuant to a public records policy properly adopted by the governing authority of a governmental entity. See Tenn. Code Ann. § 10-7-503(g) and § 10-7-506(a).
- (C.) Application of an adopted schedule of charges shall not be arbitrary. Additionally, excessive fees and other rules shall not be used to hinder access to public records.
- (D.) A records custodian may reduce or waive charges, in whole or in part, in accordance with the governmental entity's public records policy.
- (E.) A records custodian may require payment for copies before producing copies of the records.
- (F.) The TPRA does not distinguish requests for inspection of records based on intended use, be it for research, personal, or commercial purposes. Likewise, this Schedule of Reasonable Charges does not make a distinction in the charges assessed based on the purpose of a record request. However, other statutory provisions, such as Tenn. Code Ann. § 10-7-506(c), enumerate fees that may be assessed when specific documents are requested for a specific use. Any distinctions made, or waiver of charges permitted, based upon the type of records requested should be expressly set forth and permitted in the adopted public records policy.
- (G.) Records custodians shall provide a requestor an estimate of reasonable costs to provide copies of requested records.

II. Per Page Copying Charges

- (A.) For each standard 8½" x 11" or 8½" x 14" copy produced, a records custodian may

assess a per page charge of up to 15 cents (\$0.15) for black and white copies and up to 50 cents (\$0.50) for color copies. If producing duplex (front and back) copies, a charge for two separate pages may be imposed for each single duplex copy.

(B.) If the charge for color copies is higher than for black and white copies, and a public record is maintained in color but can be produced in black and white, the records

custodian shall advise the requestor that the record can be produced in color if the requestor is willing to pay a charge higher than that of a black and white copy.

(C.) If a governmental entity's actual costs are higher than those reflected above, or if the requested records are produced on a medium other than 8½" x 11" or 8½" x 14" paper, the governmental entity may develop its own charges. The governmental entity must establish a schedule of charges documenting "actual cost" and state the calculation and reasoning for its charges in a properly adopted policy. A governmental entity may charge less than those charges reflected above. Charges greater than 15 cents (\$0.15) for black and white copies and 50 cents (\$0.50) for color copies can be assessed or collected only when there is documented analysis of the fact that the higher charges represent the governmental entity's actual cost of producing such material, unless there exists another basis in law for such charges.

III. Additional Charges

(A.) When assessing a fee for items covered under this section, records custodians shall utilize the most economical and efficient method of producing the requested records.

(B.) A records custodian may charge its actual out-of-pocket costs for flash drives or similar storage devices on which electronic copies are provided. When providing electronic records, a records custodian may charge per-page costs only when paper copies that did not already exist are required to be produced in responding to the request, such as when a record must be printed to be redacted.

(C.) It is presumed copies of requested records will be provided in person to a requestor when the requestor returns to the records custodian's office to retrieve the records.

(D.) If a requestor chooses not to personally retrieve records and the actual cost of delivering the copies, in addition to any other permitted charges, have been paid by the requestor or otherwise waived pursuant to the public records policy, then a records custodian is obligated to deliver the copies via USPS First-Class Mail. It is within the discretion of a records custodian to agree to deliver copies of records through other means, including electronically, and to assess the costs related to such delivery.

(E.) If it is not practicable or feasible for the records custodian to produce copies internally, the records custodian may use an outside vendor and charge the costs to the requester.

(F.) If a records custodian is assessed a charge to retrieve requested records from archives or any other entity having possession of requested records, the records custodian may recover from the requestor the costs assessed for retrieval.

IV. Labor Charges

(A.) A records custodian shall utilize the most cost efficient method of producing requested records. Accordingly, a records custodian should strive to utilize current employees at the lowest practicable hourly wage to fulfill public records requests for copies.

(B.) "Labor" is the time (in hours) reasonably necessary to produce requested records, including the time spent locating, retrieving, reviewing, redacting, and reproducing records.

(C.) "Labor threshold" is the first (1st) hour of labor reasonably necessary to produce requested material(s). A governmental entity may adopt a higher labor threshold than one (1) hour. A records custodian is only permitted to charge for labor exceeding the labor threshold established by the governmental entity.

D. "Hourly wage of an employee" is based upon the base salary of the employee and does not include benefits. If an employee is not paid on an hourly basis, the hourly wage

shall be determined by dividing the employee's annual salary by the required hours to be worked per year. For example, an employee who is expected to work a 37.5 hour workweek and receives \$39,000 in salary on an annual basis will be deemed to be paid \$20 per hour.

E. In calculating labor charges, a records custodian should determine the total amount of labor for each employee and subtract the labor threshold from the labor of the highest paid employee(s). The records custodian should then multiply the amount of labor for each employee by each employee's hourly wage to calculate the total amount of labor charges associated with the request.

Example:

The hourly wage of Employee A is \$15.00. The hourly wage of Employee B is \$20.00. Employee A spends two (2) hours on a request. Employee B spends two (2) hours on the same request. The labor threshold is established at one (1) hour. Since Employee B is the highest paid employee, the labor threshold will be applied to the time Employee B spent producing the request. For this request, \$50.00 could be charged for labor. This is calculated by taking the number of hours each employee spent producing the request, subtracting the threshold amount, multiplying that number by the employee's hourly wage, and then adding the amounts together (i.e. Employee A (2 x \$15.00) + Employee B (1 x \$20.00) = \$50.00).

SECTION 16. That, pursuant to the Charter, it shall not be lawful for any department, agency, or branch of the Government to expend any money other than the purpose for which it was appropriated, nor shall the expenditures for a purpose exceed the appropriation for said purpose.

SECTION 17. If at any time the actual receipt of revenues is projected to be less than the estimated revenues, it shall be the duty of the Mayor to forthwith initiate an ordinance amending this

budget ordinance so as to appropriately reduce or otherwise change the various appropriations made herein which, in the judgment of the City Council, should be made.

SECTION 18. The City Finance Officer is hereby authorized to transfer money from one appropriation to another within the same fund as may be necessary to meet expenditures for the fiscal year 2027.

SECTION 19. In addition to FY27 appropriations for current year expenditures, funds may be appropriated to meet non-routine obligations carried forward from prior year open purchase order balances in each fund. Such appropriation shall be from the fund balance of each respective fund.

SECTION 20. That Ordinance 11941 dated March 14, 2007, amended the Chattanooga City Code, Part II, Chapter 24 relative to parking, per Section 24-335, the City delegated the Management responsibilities for parking meters within the Special Parking Management Districts to the Chattanooga Area Regional Transportation Authority. By this Budget Ordinance, any revenue in excess of the cost to CARTA for operation of metered parking spaces within the Special Parking Management Districts be appropriated to CARTA to be utilized for CARTA's parking management operations, including the costs of acquiring and maintaining parking equipment and systems and enforcement of these ordinances, as well as the acquisition, construction, and maintenance of off-street parking facilities and the provision of passenger shuttle services in the downtown Chattanooga area.

SECTION 21. That Chattanooga City Code, Part II, Chapter 31, Article II, Section 31-36 (a), be and the same is hereby deleted and the following substituted in lieu thereof:

- (a) Enumeration of charges; quantity of water used. Sewer service charges shall be based upon the quantity of water used as shown by water meter readings and shall be the dollar amount derived by

applying the total charge in dollars per one thousand (1,000) gallons for the quantities of water shown in the following table:

User Class (gallons)	FY27 Total Charges (\$/1,000 gallons)
First 100,000	\$16.85
Next 650,000	12.55
Next 1,250,000	10.20
Next 30,000,000	8.60
Over 32,000,000	8.37

In addition, the total charges derived from the above chart for residential users will be multiplied by ninety (90) percent to compensate for water use not going to the sewer such as lawn and garden watering. Any residential location where a separate water meter has been installed for the purpose of lawn and garden watering shall not be entitled to have the multiplier applied to any water consumed through the primary water meter. Each residence or apartment unit shall have a maximum monthly sewer service charge for a volume of no more than 12,000 gallons water used; unless the minimum charge due to water meter size exceeds the 12,000 gallon limit, and then the monthly sewer service charge shall be at least the minimum for that particular size water meter.

SECTION 22. That Chattanooga City Code, Part II, Chapter 31, Article II, Section 31-36 (c) as relates to sewer service charges and fees be and the same is hereby deleted and the following substituted in lieu thereof:

- (c) Billable flow. The amount due from the regional user shall be the dollar amount derived by applying the total charge shown in the table below per one thousand (1,000) gallons of water sold.

	Regional Operation & Maintenance Charge (\$/1,000 gallons)	Regional Debt Charge (\$/1,000 gallons)	Total Regional Charge (Wheelage and Treatment) (\$/1,000 gallons)
Wheelage and Treatment	\$5.2722	\$ 0.6163	\$ 5.8885

If regional customers are billed directly through the water company, the rate to be charged shall be five dollars and fifty-seven cents (\$5.57) per one thousand (1,000) gallons.

SECTION 23. That Chattanooga City Code, Part II, Chapter 31, Article II, Section 31-36 (d), be and the same hereby deleted and the following substituted in lieu thereof:

- (d) Total flow. The amount due from the regional user shall be the dollar amount derived by applying the total charge shown in the table below to the quantity of water measured by a flow meter installed and maintained at or near the point of connection between the system of the regional user and the Chattanooga system. In the event of any malfunction of said meters, flow shall be estimated, interpolated, and/or projected in the most equitable manner possible. Such estimates, along with available readings for periods where there was no malfunction, shall serve as the basis for billing.

	Regional Operation & Maintenance Charge (\$/1,000 gallons)	Regional Debt Charge (\$/1,000 gallons)	Total Regional Charge (Wheelage and Treatment) (\$/1,000 gallons)
Wheelage and Treatment	\$ 2.4387	\$ 0.9381	\$ 3.3768

SECTION 24. That Chattanooga City Code, Part II, Chapter 31, Article II, Section 31-37,

be and the same is hereby deleted and the following substituted in lieu thereof:

Minimum sewer service charges based upon water meter connection size shall be as follows:

Monthly Minimum Sewer Service Charges

<u>Meter Size</u> (inches)	FY27 10/1/2026 <u>Charge per Month</u>
5/8	34.62
3/4	123.49
1	215.74
1-1/2	482.86
2	854.96
3	2,004.09
4	3,703.59
6	8,821.39
8	15,603.41

(a) The minimum sewer service charge for residential users with various meter sizes shall be multiplied by ninety (90) percent to compensate for water use not going to the sewer, such as lawn and garden watering. Any residential location where a separate water meter has been installed for the purpose of lawn and garden watering shall not be entitled to have the multiplier applied to any water consumed through the primary water meter.

(b) The minimum sewer service charge for residential users with combined residential and fire service installed prior to May 6, 2025, shall be charged at the 5/8-inch meter minimum rate, and their meter size shall be considered 5/8-inch for purposes of calculating maximum monthly service charges.

SECTION 25. That Chattanooga City Code, Part II, Chapter 31, Article II, Section 31-41(c), be and the same is hereby deleted and the following substituted in lieu thereof:

(c) Rates. Based upon the current cost of treating wastewater containing constituents with concentrations in excess of “normal wastewater,” numerical rates are hereby established for Bc and Sc as follows:

Bc = \$0.1450 per pound of BOD for concentrations in excess of three hundred (300) milligrams per liter.

Sc = \$0.1005 per pound of total suspended solids for concentrations in excess of four hundred (400) milligrams per liter.

SECTION 26. That Chattanooga City Code, Part II, Chapter 31, Article II, Section 31-43 (b), (f), (g), (h), and (i) be and the same are hereby deleted and the following substituted in lieu thereof:

(b) *Fees for garbage grinders.* Any user of a garbage grinder, except users in a premise used exclusively for an individual residence, shall be charged at a rate of five hundred twenty dollars (\$520.00) per month. The superintendent shall bill users on a quarterly basis and the bills shall be due and payable within fifteen (15) days following the last day of the billing period.

(f) *Fees for septic tank discharge.* All persons discharging concentrated, domestic septic tank sewage waste from a truck under the provisions of Article III of this Chapter shall be charged at the rate of two hundred dollars and fifty-five cents (\$200.55) per one thousand (1,000) gallons of such waste. The minimum charge for septic tank

discharges shall be one half (1/2) of the rate for one thousand (1,000) gallons of the rate in effect at the time of such discharge.

(g) *Fees for holding tank wastes.* All persons discharging any holding tank waste authorized pursuant to division 6 of this article shall be charged at the rate of sixteen dollars and eighty-five cents (\$16.85) per one thousand (1,000) gallons of such discharge, plus any surcharge rate authorized by Article III of this chapter for concentrations of pollutants in excess of normal waste water without regard to the definition of the industrial user or other limitations set forth in such section. The Plant Manager may also require a chemical analysis of such waste and charge therefore.

(h) Late fees of 10% (ten percent) shall be applied to all amounts billed but not received by the due date indicated on the invoice.

(i) An applicable disconnect fee may be assessed for delinquent accounts.

SECTION 27. Notwithstanding any other provision of this Ordinance to the contrary, water providers within the City of Chattanooga shall bill according to the new Chattanooga sewer service charges effective on the 1st day of October 2026 until further notice.

SECTION 28. That per Ordinance 12377 Section 2 Amending City Code, Part II, Chapter 31, Article VIII, Division 7, Fees, Section 31-354 the annual City of Chattanooga Water Quality fee for bills issued on or about October 1, 2026 for calendar year 2026 will be One hundred eighty-three dollars and fifty-four cents (\$183.54) per Equivalent Residential Unit (ERU) for Residential and Non-residential Properties.

SECTION 29. That Chattanooga City Code, Part II, Chapter 31, Article VIII, Division 3, Land Disturbing Activity and Erosion and Sedimentation Control, Section 31-322, be and the same is hereby deleted and the following substituted in lieu thereof:

No Land Disturbing Activity or associated activity in this Article, whether temporary or permanent, shall be conducted within the City of Chattanooga until a land disturbing permit has been issued by the City. Such permit shall be available for inspection by the City on the job site at all times during which land disturbing activities are in progress. Such permit shall be required in addition to any building permit or other permit required upon the site.

Each application for the issuance of a land disturbing permit under this article shall be accompanied by a nonrefundable permit fee subject to the following fee schedule:

Permit	Fee
Simple residential	\$250 min. (up to 1 acre disturbed area)
Complex	\$250 per acre or part thereof
Revision after second review (each)	\$1,000
Post-issued revision (each)	\$1,000
Variance or Infeasibility Request	\$1,375
Bonds/Letter of credit (each)	\$675
Driveway Tile/Culvert Sized by City (each)	\$500
As-Built Survey/Certification Review (each)	\$675
Grading only	\$250 per acre or part thereof
Timber Removal Permit	\$250 per acre or part thereof
Tree Ordinance - Complex LDP	\$500
Tree Ordinance - Simple LDP	\$250

SECTION 30. The following fees are established for Floodplain Management Reviews, including the items listed in the table below. These fees shall be added to Chattanooga City Code, Part II, Chapter 31, Sec 31-322.

For reference of permit requirements, see Chapter 38, Article VIII. - SPECIAL PURPOSE ZONES, Section 38-38, Special Flood Hazard Area, General Standards for all Floodplain Districts (iii) Permit Required:

Review for Floodplain Permit	Fee
FPM Review - LOMR-F	\$250
FPM Review - CLOMR-F	\$250
FPM Review - LOMA	\$500
FPM Review - 50 Acre Rule	\$500
FPM Review - No Rise	\$2,500
FPM Review - CLOMR	\$2,500
FPM Review - LOMR	\$2,500
FPM Revision Fee (For every revision after 2)	Cost of Review
Technology Fee	\$10

SECTION 31. That this Ordinance shall be operative, as distinguished from its effective date, on and after July 1, 2026.

SECTION 32. That if any section, sentence, word or figures contained in this Ordinance should be declared invalid by a final decree of a Court of competent jurisdiction, such holding shall not affect the remaining sentences, sections, words or figures contained in this Ordinance, but the same shall remain in full force and effect.

SECTION 33. That this Ordinance shall take effect immediately from and after its passage.

PASSED on Second and Final Reading: June XX, 2026

CHAIRPERSON

APPROVED: _____ DISAPPROVED: _____

DATE _____ 2026

MAYOR

Public Hearing Took Place DATE: June XX, 2026

CITY OF CHATTANOOGA			
General Pay Structure FY27			
Grade	Minimum	Midpoint	Maximum
GS.03	\$34,786	\$42,025	\$51,279
GS.04	\$35,357	\$42,715	\$52,121
GS.05	\$37,632	\$45,463	\$55,474
GS.06	\$40,142	\$48,496	\$59,174
GS.07	\$43,609	\$52,685	\$64,285
GS.08	\$48,246	\$58,286	\$71,121
GS.09	\$52,517	\$63,446	\$77,416
GS.10	\$56,187	\$67,880	\$82,826
GS.11	\$60,088	\$72,593	\$88,577
GS.12	\$65,304	\$78,895	\$96,267
GS.13	\$72,038	\$87,029	\$106,192
GS.14	\$78,051	\$94,295	\$115,057
GS.15	\$83,118	\$100,415	\$122,526
GS.16	\$88,416	\$106,816	\$130,335
GS.17	\$95,376	\$115,225	\$140,596
*GS.18	\$103,246	\$124,733	\$152,198
GS.19	\$104,203	\$125,889	\$153,608
*GS.20	\$105,693	\$127,689	\$155,805
*GS.21	\$110,270	\$133,218	\$162,552
*GS.22	\$110,977	\$134,072	\$163,594
GS.23	\$111,966	\$135,268	\$165,052
GS.24	\$118,427	\$143,073	\$174,576
GS.25	\$125,119	\$151,158	\$184,441
GS.26	\$133,828	\$161,679	\$197,279
*GS.27	\$134,893	\$162,965	\$198,849
GS.28	\$144,750	\$174,874	\$213,380
GS.29	\$162,114	\$195,851	\$238,975
* Public Safety Management Grade			

Each Step progression is equal to 1% added to the previous step

CITY OF CHATTANOOGA			
Wastewater Pay Structure FY27			
Grade	MIN	MID	MAX
WWFG.03-N	\$42,448	\$50,938	\$59,428
WWFG.04-N	\$44,995	\$53,994	\$62,993
WWFG.05-N	\$47,695	\$57,234	\$66,773
WWFG.06-N	\$50,556	\$60,668	\$70,779
WWFG.07-N	\$53,590	\$64,308	\$75,026
WWFG.08-N	\$56,806	\$68,167	\$79,528
WWFG.09-N	\$60,214	\$72,256	\$84,299
WWFG.09-E	\$67,439	\$80,927	\$94,415
WWFG.10-E	\$71,486	\$85,783	\$100,080
WWFG.11-E	\$75,775	\$90,930	\$106,085
WWFG.12-E	\$80,321	\$96,386	\$112,450
WWFG.13-E	\$85,141	\$102,169	\$119,197
WWFG.14-E	\$90,249	\$108,298	\$126,348
WWFG.15-E	\$95,664	\$114,797	\$133,929
WWFG.16-E	\$101,404	\$121,684	\$141,965
WWFG.17-E	\$104,446	\$125,335	\$146,224
WWFG.18-E	\$107,579	\$129,095	\$150,611
WWFG.19-E	\$110,806	\$132,968	\$155,129
WWFG.20-E	\$114,131	\$136,957	\$159,783
WWFG.21-E	\$117,555	\$141,065	\$164,576
WWFG.22-E	\$121,081	\$145,297	\$169,514
WWFG.23-E	\$124,714	\$149,656	\$174,599
WWFG.24-E	\$128,455	\$154,146	\$179,837

Each Step progression is equal to the step # as a % added to the minimum of the range

CITY OF CHATTANOOGA

FIRE PAY STRUCTURE -- FY27

Rank	Grade	Entry	Year 2	Year 3	Year 4	Year 5	Year 6	Year 7	Year 8	Year 9	Year 10	Year 11	Year 12	Year 13	Year 14
Step # For Reference		1	2	3	4	5	6	7	8	9	10	11	12	13	14
Cadet	FD.0C	\$51,933.94													
Firefighter	FD.1A	\$57,646.67	\$59,376.07	\$61,157.35	\$62,992.07	\$64,881.83	\$66,828.29	\$67,830.71	\$68,848.17	\$69,880.90	\$70,929.11	\$71,993.05	\$73,072.94	\$74,169.04	\$75,281.57
Staff Firefighter*	FD.1C	\$61,646.67	\$63,376.07	\$65,157.35	\$66,992.07	\$68,881.83	\$70,828.29	\$71,830.71	\$72,848.17	\$73,880.90	\$74,929.11	\$75,993.05	\$77,072.94	\$78,169.04	\$79,281.57
Senior Firefighter	FD.2A		\$64,719.92	\$66,661.51	\$68,661.36	\$70,721.20	\$72,842.84	\$73,935.48	\$75,044.51	\$76,170.18	\$77,312.73	\$78,472.42	\$79,649.51	\$80,844.25	\$82,056.91
Staff Senior Firefighter*	FD.2C		\$68,719.92	\$70,661.51	\$72,661.36	\$74,721.20	\$76,842.84	\$77,935.48	\$79,044.51	\$80,170.18	\$81,312.73	\$82,472.42	\$83,649.51	\$84,844.25	\$86,056.91
Lieutenant	FD.3A					\$77,086.11	\$79,398.69	\$80,589.67	\$81,798.52	\$83,025.49	\$84,270.88	\$85,534.94	\$86,817.96	\$88,120.23	\$89,442.04
Staff Lieutenant*	FD.3C					\$81,086.11	\$83,398.69	\$84,589.67	\$85,798.52	\$87,025.49	\$88,270.88	\$89,534.94	\$90,817.96	\$92,120.23	\$93,442.04
Captain	FD.4A							\$89,160.38	\$90,497.79	\$91,855.25	\$93,233.08	\$94,631.58	\$96,051.05	\$97,491.82	
Staff Captain*	FD.4C							\$93,160.38	\$94,497.79	\$95,855.25	\$97,233.08	\$98,631.58	\$100,051.05	\$101,491.82	
Battalion Chief/Staff Chief	FD.5A												\$103,148.42	\$104,695.65	\$106,266.08
Assistant Chief	FD.6C												\$112,431.78	\$114,118.26	\$115,830.03

CITY OF CHATTANOOGA

FIRE PAY STRUCTURE -- FY27

Rank	Grade	Year 15	Year 16	Year 17	Year 18	Year 19	Year 20	Year 21	Year 22	Year 23	Year 24	Year 25	Year 26	Year 27	Year 28
Step # For Reference		15	16	17	18	19	20	21	22	23	24	25	26	27	28
Cadet	FD.0C														
Firefighter	FD.1A	\$76,410.80	\$77,556.96	\$78,720.31	\$79,901.12	\$81,099.63	\$82,316.13								
Staff Firefighter*	FD.1C	\$80,410.80	\$81,556.96	\$82,720.31	\$83,901.12	\$85,099.63	\$86,316.13								
Senior Firefighter	FD.2A	\$83,287.77	\$84,537.08	\$85,805.14	\$87,092.22	\$88,398.60	\$89,724.58	\$91,070.45	\$92,436.50	\$93,823.05	\$95,230.40				
Staff Senior Firefighter*	FD.2C	\$87,287.77	\$88,537.08	\$89,805.14	\$91,092.22	\$92,398.60	\$93,724.58	\$95,070.45	\$96,436.50	\$97,823.05	\$99,230.40				
Lieutenant	FD.3A	\$90,783.67	\$92,145.42	\$93,527.60	\$94,930.52	\$96,354.47	\$97,799.79	\$99,266.79	\$100,755.79	\$102,267.13	\$103,801.13	\$105,358.15	\$106,938.52		
Staff Lieutenant*	FD.3C	\$94,783.67	\$96,145.42	\$97,527.60	\$98,930.52	\$100,354.47	\$101,799.79	\$103,266.79	\$104,755.79	\$106,267.13	\$107,801.13	\$109,358.15	\$110,938.52		
Captain	FD.4A	\$98,954.20	\$100,438.51	\$101,945.09	\$103,474.26	\$105,026.38	\$106,601.77	\$108,200.80	\$109,823.81	\$111,471.17	\$113,143.24	\$114,840.38	\$116,562.99	\$118,311.44	\$120,086.11
Staff Captain*	FD.4C	\$102,954.20	\$104,438.51	\$105,945.09	\$107,474.26	\$109,026.38	\$110,601.77	\$112,200.80	\$113,823.81	\$115,471.17	\$117,143.24	\$118,840.38	\$120,562.99	\$122,311.44	\$124,086.11
Battalion Chief/Staff Chief	FD.5A	\$107,860.07	\$109,477.98	\$111,120.14	\$112,786.95	\$114,478.75	\$116,195.93	\$117,938.87	\$119,707.95	\$121,503.57	\$123,326.13	\$125,176.02	\$127,053.66	\$128,959.46	\$130,893.86
Assistant Chief	FD.6C	\$117,567.48	\$119,330.99	\$121,120.96	\$122,937.77	\$124,781.84	\$126,653.57	\$128,553.37	\$130,481.67	\$132,438.90	\$134,425.48	\$136,441.86	\$138,488.49	\$140,565.82	\$142,674.30

* Staff positions up to and including Captain receive an additional \$4,000 per year for shift supplement.

CITY OF CHATTANOOGA															
POLICE PAY STRUCTURE -- FY27															
Rank	Grade	Entry	Year 2	Year 3	Year 4	Year 5	Year 6	Year 7	Year 8	Year 9	Year 10	Year 11	Year 12	Year 13	Year 14
Step # For Reference		1	2	3	4	5	6	7	8	9	10	11	12	13	14
Police Cadet	PD.1	\$55,641.55													
Police Officer	PD.2	\$60,459.99	\$62,273.79	\$64,142.00	\$66,066.26	\$68,048.25	\$70,089.70	\$71,141.05	\$72,208.16	\$73,291.28	\$74,390.65	\$75,506.51	\$76,639.11		
Master Police Officer	PD.5										\$73,732.46	\$74,838.45	\$75,961.03	\$77,100.44	\$78,256.95
Police Sergeant	PD.6					\$74,822.10	\$77,066.77	\$78,222.77	\$79,396.11	\$80,587.05	\$81,795.86	\$83,022.80	\$84,268.14	\$85,532.16	\$86,815.14
Police Lieutenant	PD.7										\$88,300.28	\$89,624.78	\$90,969.16	\$92,333.69	\$93,718.70
Police Captain	PD.8												\$97,615.94	\$99,080.18	\$100,566.38
CITY OF CHATTANOOGA															
POLICE PAY STRUCTURE -- FY28															
Rank	Grade	Year 15	Year 16	Year 17	Year 18	Year 19	Year 20	Year 21	Year 22	Year 23	Year 24	Year 25	Year 26	Year 27	Year 28
Step # For Reference		15	16	17	18	19	20	21	22	23	24	25	26	27	28
Police Cadet	PD.1														
Police Officer	PD.2														
Master Police Officer	PD.5	\$79,430.80	\$80,622.26	\$81,831.60	\$83,059.07	\$84,304.96	\$85,569.53	\$86,853.08	\$88,155.87						
Police Sergeant	PD.6	\$88,117.37	\$89,439.13	\$90,780.72	\$92,142.43	\$93,524.56	\$94,927.43	\$96,351.34	\$97,796.61	\$99,263.56	\$100,752.52				
Police Lieutenant	PD.7	\$95,124.48	\$96,551.35	\$97,999.62	\$99,469.61	\$100,961.66	\$102,476.08	\$104,013.22	\$105,573.42	\$107,157.02	\$108,764.38	\$110,395.84	\$112,051.78		
Police Captain	PD.8	\$102,074.88	\$103,606.00	\$105,160.09	\$106,737.49	\$108,338.55	\$109,963.63	\$111,613.09	\$113,287.28	\$114,986.59	\$116,711.39	\$118,462.06	\$120,238.99	\$122,042.58	\$123,873.22



City of Chattanooga
Proposed Revenues
Fiscal Year 2027

Account Description	Actual FY25	Budget FY26	Projected Thru EO FY26	City Proposed FY27	Prop Budget FY27 vs Budget FY26	Prop Budget FY27 vs Budget FY26	Prop Budget FY27 vs Proj FY26	Prop Budget FY27 vs Proj FY26
Property Taxes	190,699,274	241,097,000	237,997,066	230,671,060	(10,425,940)	-4.32%	(7,326,006)	-3.08%
Other Local Taxes	22,464,604	20,757,000	20,839,090	20,841,000	84,000	0.40%	1,910	0.01%
Licenses, Permits	7,957,295	7,532,000	8,541,599	7,415,000	(117,000)	-1.55%	(1,126,599)	-13.19%
Other Intergovernmental Revenues	11,657,615	10,103,000	10,252,894	10,015,000	(88,000)	-0.87%	(237,894)	-2.32%
State Sales Tax	22,943,510	22,573,000	23,461,681	24,058,000	1,485,000	6.58%	596,319	2.54%
State Income Tax	1,110	-	-	-	-	0.00%	-	0.00%
Local Option Sales Tax	72,763,617	72,867,000	74,677,852	76,575,000	3,708,000	5.09%	1,897,148	2.54%
Charges for Services	1,440,972	1,350,000	1,347,891	1,297,000	(53,000)	-3.93%	(50,891)	-3.78%
Fines, Forfeitures & Penalties	575,967	477,000	551,957	543,000	66,000	13.84%	(8,957)	-1.62%
Use Of Property/Interest	14,368,999	6,754,000	10,183,481	6,758,500	4,500	0.07%	(3,424,981)	-33.63%
Miscellaneous Revenue	7,476,124	6,586,000	6,780,676	6,768,000	182,000	2.76%	(12,676)	-0.19%
Transfers	-	-	-	9,038,440	9,038,440	0.00%	9,038,440	0.00%
General Fund (1100) Only	352,349,086	390,096,000	394,634,186	393,980,000	3,884,000	1.00%	(654,186)	-0.17%
<i>FEMA/TEMA/CaresAct (COVID19)</i>	-	-	23,107	-	-	0.00%	(23,107)	-100.00%
Grand Total General Fund (1100)	352,349,086	390,096,000	394,657,293	393,980,000	3,884,000	1.00%	(677,293)	-0.17%





City of Chattanooga
Proposed Revenues
Fiscal Year 2027

Account Description	Actual FY25	Budget FY26	Projected Thru EO FY26	City Proposed FY27	Prop Budget FY27 vs Budget FY26	Prop Budget FY27 vs Budget FY26	Prop Budget FY27 vs Proj FY26	Prop Budget FY27 vs Proj FY26
Property Taxes:								
Property Tax Current	153,343,301	198,614,000	193,696,445	194,024,000	(4,590,000)	-2.31%	327,555	0.17%
Personalty Tax	13,581,898	17,048,000	16,375,481	16,539,000	(509,000)	-2.99%	163,519	1.00%
Public Utility Tax	5,028,117	6,041,000	6,036,368	6,097,000	56,000	0.93%	60,632	1.00%
Delinquent Property Tax	4,405,686	6,183,000	6,201,187	6,201,000	18,000	0.29%	(187)	0.00%
Property Tax Penalty & Int CY (Past Due)	2	-	4,993	-	-	0.00%	(4,993)	-100.00%
Interest and penalty-Prior year	1,614,101	1,481,500	1,796,535	1,796,500	315,000	21.26%	(35)	0.00%
City fee & Atty fee-collect of delinquent taxes	271,424	69,900	232,823	232,800	162,900	233.05%	(23)	-0.01%
CHA - In Lieu of Taxes	227,669	225,400	233,520	233,500	8,100	3.59%	(20)	-0.01%
TVA - In Lieu of Taxes	2,257,486	2,268,800	2,497,584	2,510,000	241,200	10.63%	12,416	0.50%
Good Neighbors - In Lieu of Taxes	2,808	2,800	2,800	2,800	-	0.00%	-	0.00%
Orchard Knob Dev Corp - In Lieu of Taxes	-	460	455	460	-	0.00%	5	1.05%
UnumProvident Corporation - In Lieu of Taxes	83,445	83,440	83,440	76,700	(6,740)	-8.08%	(6,740)	-8.08%
BlueCrossBlueShield - In Lieu of Taxes	1,162,588	1,161,200	1,041,382	1,041,400	(119,800)	-10.32%	18	0.00%
Southern Champion Tray - In Lieu of Taxes	-	-	445,237	-	-	0.00%	(445,237)	-100.00%
Gestamp Chattanooga, LLC - In Lieu of Taxes	1,045,560	424,200	1,407,189	1,407,200	983,000	231.73%	11	0.00%
Transfers In-EPB-Electric - In Lieu of Taxes	6,505,122	6,505,120	6,747,799	-	1,787,700	27.48%	1,545,021	22.90%
Transfers In-EPB-Telecom - In Lieu of Taxes	294,928	294,930	299,312	-	13,590	4.61%	9,208	3.08%
Transfers In-EPB-Internet - In Lieu of Taxes	275,382	275,380	321,785	-	161,720	58.73%	115,315	35.84%
Coca-Cola Bottling - In Lieu of Taxes	198,526	198,600	182,859	182,900	(15,700)	-7.91%	41	0.02%



City of Chattanooga
Proposed Revenues
Fiscal Year 2027

Account Description	Actual FY25	Budget FY26	Projected Thru EO FY26	City Proposed FY27	Prop Budget FY27 vs Budget FY26	Prop Budget FY27 vs Budget FY26	Prop Budget FY27 vs Proj FY26	Prop Budget FY27 vs Proj FY26
Plastic Omnium Auto Exteriors - In Lieu of Taxes	105,059	143,740	72,593	186,600	42,860	29.82%	114,007	157.05%
UTC Two - In Lieu of Taxes	10,148	10,150	10,150	-	(10,150)	-100.00%	(10,150)	-100.00%
UTC Three - In Lieu of Taxes	5,790	5,790	5,790	-	(5,790)	-100.00%	(5,790)	-100.00%
Alco Woodlawn Partners	33,078	6,610	28,373	28,400	21,790	329.65%	27	0.10%
Yangeng US Automotive Interior Systems LLC	37,304	-	51,642	-	-	0.00%	(51,642)	-100.00%
M & M Industries Inc.	69,435	-	87,165	-	-	0.00%	(87,165)	-100.00%
HomeServe USA Corp	64,992	5,130	5,130	-	(5,130)	-100.00%	(5,130)	-100.00%
Walnut Commons	71,775	47,850	99,965	71,800	23,950	50.05%	(28,165)	-28.17%
Steam Logistics	-	-	21,685	34,700	34,700	0.00%	13,015	60.02%
PILOT Reserve at Mountain Pass LP	3,650	-	3,094	-	-	0.00%	(3,094)	-100.00%
DGA Shallowford LP	-	-	4,285	4,300	4,300	0.00%	15	0.35%
Total Property Taxes:	190,699,274	241,097,000	237,997,066	230,671,060	(1,387,500)	-0.58%	(7,326,006)	-3.08%
Other Local Taxes:								
Liquor taxes	3,073,243	2,918,000	2,494,098	2,494,000	(424,000)	-14.53%	(98)	0.00%
Beer taxes	4,920,595	5,106,000	4,813,404	4,813,000	(293,000)	-5.74%	(404)	-0.01%
Local litigation taxes-City Court	2,611	2,500	2,657	3,000	500	20.00%	343	12.92%
Gross Receipts Tax	8,536,812	8,330,000	8,449,255	8,449,000	119,000	1.43%	(255)	0.00%
Corporate excise tx-intangible prop	1,076,504	947,000	953,441	953,000	6,000	0.63%	(441)	-0.05%
Corporate excise tx-Non Depository	5,320	23,500	2,990	3,000	(20,500)	-87.23%	10	0.32%
Franchise Taxes - Application Fee	-	9,000	-	-	(9,000)	-100.00%	-	0.00%
Franchise taxes-Chatt Gas	3,234,155	1,820,000	2,607,801	2,610,000	790,000	43.41%	2,199	0.08%
Franchise taxes-Comcast Cable TV	546,556	501,000	503,886	504,000	3,000	0.60%	114	0.02%
Franchise taxes-KMC (CenturyTel)	2,838	3,000	1,572	2,000	(1,000)	-33.33%	428	27.23%
Franchise taxes-AT&T Mobility	19,283	19,000	16,081	16,000	(3,000)	-15.79%	(81)	-0.50%
Franchise taxes-EPB Fiber Optics	1,046,688	1,078,000	993,906	994,000	(84,000)	-7.79%	94	0.01%
Total Other Local Taxes:	22,464,604	20,757,000	20,839,090	20,841,000	84,000	0.40%	1,910	0.01%



City of Chattanooga
Proposed Revenues
Fiscal Year 2027

Account Description	Actual FY25	Budget FY26	Projected Thru EO FY26	City Proposed FY27	Prop Budget FY27 vs Budget FY26	Prop Budget FY27 vs Budget FY26	Prop Budget FY27 vs Proj FY26	Prop Budget FY27 vs Proj FY26
Licenses, Permits, Etc:								
Wrecker Business License	900	1,000	1,000	1,000	-	0.00%	-	0.00%
Liquor by drink licenses	174,460	173,500	138,840	139,000	(34,500)	-19.88%	160	0.12%
Liquor by drink, interest & penalty	638	-	-	-	-	0.00%	-	0.00%
Transient Vendor License	750	-	467	-	-	0.00%	(467)	-100.00%
Motor Vehicle Licenses	418,410	353,000	392,453	392,000	39,000	11.05%	(453)	-0.12%
Wrecker Contractor License	500	-	400	-	-	0.00%	(400)	-100.00%
Original Business License Fee	30,750	26,000	30,205	28,000	2,000	7.69%	(2,205)	-7.30%
Special Gathering Permit	-	-	30	-	-	0.00%	(30)	-100.00%
Building permits	3,449,344	3,209,000	3,849,344	3,305,000	96,000	2.99%	(544,344)	-14.14%
Electrical permits	447,148	440,000	442,923	443,000	3,000	0.68%	77	0.02%
Plumbing fixtures connection permit	307,845	290,000	362,012	341,000	51,000	17.59%	(21,012)	-5.80%
Street cut-in permits	419,618	474,000	405,503	406,000	(68,000)	-14.35%	497	0.12%
Mechanical code permits	389,572	468,000	591,321	411,000	(57,000)	-12.18%	(180,321)	-30.49%
Hotel permits	1,150	-	400	-	-	0.00%	(400)	-100.00%
Gas permits	32,150	37,000	38,049	38,000	1,000	2.70%	(49)	-0.13%
Sign permits	115,510	95,000	115,510	105,000	10,000	10.53%	(10,510)	-9.10%
Taxicab driver permit	2,565	2,000	733	1,000	(1,000)	-50.00%	267	36.36%
Temporary Use Permit	-	-	990	-	-	0.00%	(990)	-100.00%
Moving Permit Investigation Fee	320	-	-	-	-	0.00%	-	0.00%
Traffic Eng Special Events Permit	21,850	13,000	21,850	14,000	1,000	7.69%	(7,850)	-35.93%
Push Cart Permits	200	-	-	-	-	0.00%	-	0.00%
Mobile Food Unit	950	-	450	-	-	0.00%	(450)	-100.00%
Tree Ordinance Permit	35,000	19,000	-	-	(19,000)	-100.00%	-	0.00%
Tire Haulers Permit	255	-	40	-	-	0.00%	(40)	-100.00%
Short Term Vacation Rental Permit	203,200	203,000	203,133	186,000	(17,000)	-8.37%	(17,133)	-8.43%
Business License Issuance Fees	61,256	61,000	22,512	23,000	(38,000)	-62.30%	488	2.17%
Plumbing examiners fees	54,950	66,500	24,413	24,000	(42,500)	-63.91%	(413)	-1.69%
Electrical examiners fees	180,100	453,000	253,000	152,000	(301,000)	-66.45%	(101,000)	-39.92%
Gas examiners fees	37,480	30,000	17,547	18,000	(12,000)	-40.00%	453	2.58%



City of Chattanooga
 Proposed Revenues
 Fiscal Year 2027

Account Description	Actual FY25	Budget FY26	Projected Thru EO FY26	City Proposed FY27	Prop Budget FY27 vs Budget FY26	Prop Budget FY27 vs Budget FY26	Prop Budget FY27 vs Proj FY26	Prop Budget FY27 vs Proj FY26
Beer Board Application Fee	22,550	13,000	13,000	13,000	-	0.00%	-	0.00%
Mechanical exam fee & activity	19,490	2,000	106,735	68,000	66,000	3300.00%	(38,735)	-36.29%
Permit issuance fees	70,530	76,000	72,717	73,000	(3,000)	-3.95%	283	0.39%
Exhibitor's fees	247	-	94	-	-	0.00%	(94)	-100.00%
Subdivision rev/inspection fee	32,672	28,000	30,082	30,000	2,000	7.14%	(82)	-0.27%
Adult Entertain Application Fee	3,300	2,000	2,500	3,000	1,000	50.00%	500	20.00%
Zoning Letter Fee	30,300	29,000	43,106	35,000	6,000	20.69%	(8,106)	-18.80%
Variance Request Fees	14,800	16,000	13,185	12,000	(4,000)	-25.00%	(1,185)	-8.99%
Certificates of Occupancy	57,140	36,000	49,291	46,000	10,000	27.78%	(3,291)	-6.68%
Code Compliance Letter Fee	3,369	2,000	1,700	2,000	-	0.00%	300	17.65%
ModularHome site investigation	100	-	300	-	-	0.00%	(300)	-100.00%
Plan Checking Fee	757,850	506,000	757,850	640,000	134,000	26.48%	(117,850)	-15.55%
Phased Construction Plan Rev	7,982	6,000	36,388	16,000	10,000	166.67%	(20,388)	-56.03%
Construction Bd of Appeals Fee	900	-	1,350	1,000	1,000	0.00%	(350)	-25.93%
Historic Zone Construction Fee	10,150	6,000	8,200	8,000	2,000	33.33%	(200)	-2.44%
Northshore Design Appeal Fee	7,850	3,000	2,520	3,000	-	0.00%	480	19.05%
Fire District Removal Request Fee	200	-	860	-	-	0.00%	(860)	-100.00%
Fire Department Permits	461,244	324,000	423,485	374,000	50,000	15.43%	(49,485)	-11.69%
Wine In Grocery Store Application	1,200	-	500	-	-	0.00%	(500)	-100.00%
Beer Permit Fees	67,050	69,000	63,860	64,000	(5,000)	-7.25%	140	0.22%
Misc. licenses and permits	1,500	-	750	-	-	0.00%	(750)	-100.00%
Total Licenses, Permits, Etc:	7,957,295	7,532,000	8,541,599	7,415,000	(117,000)	-1.55%	(1,126,599)	-13.19%
Intergovernmental Revenues:								
Federal Operations Funds FEMA	818,084	-	23,107	-	-	0.00%	(23,107)	-100.00%
TEMA Recovery	325,650	-	-	-	-	0.00%	-	0.00%
State Operations Funds TEMA	31,532	-	-	-	-	0.00%	-	0.00%
State - specialized training funds	636,800	696,000	640,800	641,000	(55,000)	-7.90%	200	0.03%
State maintenance of streets	44,000	57,000	-	-	(57,000)	-100.00%	-	0.00%
City allocation-state sales tax	22,943,510	22,573,000	23,461,681	24,058,000	1,485,000	6.58%	596,319	2.54%



City of Chattanooga
Proposed Revenues
Fiscal Year 2027

Account Description	Actual FY25	Budget FY26	Projected Thru EO FY26	City Proposed FY27	Prop Budget FY27 vs Budget FY26	Prop Budget FY27 vs Budget FY26	Prop Budget FY27 vs Proj FY26	Prop Budget FY27 vs Proj FY26
City allocation-state income tax / HALL	1,110	-	-	-	-	0.00%	-	0.00%
City allocation-state beer tax	76,713	77,000	72,605	73,000	(4,000)	-5.19%	395	0.54%
Mixed drink tax	5,775,602	5,684,000	5,881,142	5,703,000	19,000	0.33%	(178,142)	-3.03%
State - Telecommunication Sales Tax	252,796	246,000	242,176	242,000	(4,000)	-1.63%	(176)	-0.07%
State alcoholic beverage taxes	184,118	185,000	191,216	178,000	(7,000)	-3.78%	(13,216)	-6.91%
State gas inspection fees	332,873	333,000	331,199	331,000	(2,000)	-0.60%	(199)	-0.06%
Commission from State of TN/Gross Receipts	791,945	417,000	753,979	754,000	337,000	80.82%	21	0.00%
State Shared Sports Gambling TCA 4-51-304	398,255	414,000	436,135	390,000	(24,000)	-5.80%	(46,135)	-10.58%
Hamilton County-Ross's Landing	1,862,771	1,925,000	1,698,352	1,698,000	(227,000)	-11.79%	(352)	-0.02%
Local Option sales tax	71,953,759	72,106,000	74,100,898	75,983,000	3,877,000	5.38%	1,882,102	2.54%
Local Option sales tax - Out of State	809,858	761,000	576,953	592,000	(169,000)	-22.21%	15,047	2.61%
Other Local Governments	126,477	69,000	5,290	5,000	(64,000)	-92.75%	(290)	-5.48%
Total Intergovernmental Revenues:	107,365,852	105,543,000	108,415,534	110,648,000	5,105,000	4.84%	2,232,466	2.06%
Service Charges:								
Current City Court Cost	125,293	117,000	129,629	129,600	12,600	10.77%	(29)	-0.02%
Court commissions	3,966	4,000	4,632	4,600	600	15.00%	(32)	-0.69%
Clerk's Fee	410,265	381,000	416,624	416,600	35,600	9.34%	(24)	-0.01%
Service of Process	49	-	18	-	-	0.00%	(18)	-100.00%
Processing of Release Forms	8,077	8,000	6,625	6,600	(1,400)	-17.50%	(25)	-0.38%
Court Administrative Cost	585	-	208	-	-	0.00%	(208)	-100.00%
Current State Court Cost	2,666	2,300	1,540	1,500	(800)	-34.78%	(40)	-2.62%
Court Translation Service Fee	70	-	-	-	-	0.00%	-	0.00%
Memorial Auditorium rents	6,250	-	-	-	-	0.00%	-	0.00%
Land & Building Rents	174,634	177,000	170,581	171,000	(6,000)	-3.39%	419	0.25%
Ballfield Income	91,850	51,000	47,694	48,000	(3,000)	-5.88%	306	0.64%
Carousel Ridership	12,765	76,000	431	-	(76,000)	-100.00%	(431)	-100.00%
Walker Pavilion Rents	36,525	29,000	34,900	32,600	3,600	12.41%	(2,300)	-6.59%



City of Chattanooga
Proposed Revenues
Fiscal Year 2027

Account Description	Actual FY25	Budget FY26	Projected Thru EO FY26	City Proposed FY27	Prop Budget FY27 vs Budget FY26	Prop Budget FY27 vs Budget FY26	Prop Budget FY27 vs Proj FY26	Prop Budget FY27 vs Proj FY26
Heritage Park House Rent	15,475	13,000	15,182	14,000	1,000	7.69%	(1,182)	-7.78%
Renaissance Park Rent	550	-	2,200	2,000	2,000	0.00%	(200)	-9.09%
Greenway facilities rent	52,663	30,000	49,300	36,400	6,400	21.33%	(12,900)	-26.17%
Dock rental	51,534	29,000	46,507	46,500	17,500	60.34%	(7)	-0.02%
Ross' Landing Rent	10,600	2,700	10,600	9,000	6,300	233.33%	(1,600)	-15.09%
Champion's Club	40,065	34,000	27,574	28,000	(6,000)	-17.65%	426	1.54%
Recreation Center Rental	38,945	27,000	35,847	28,000	1,000	3.70%	(7,847)	-21.89%
Carousel Room Rental	19,275	17,000	16,875	17,000	-	0.00%	125	0.74%
Coolidge Park Rental	26,750	30,000	13,536	13,500	(16,500)	-55.00%	(36)	-0.27%
Program Fees	820	-	245	-	-	0.00%	(245)	-100.00%
Park Event Fee	23,330	16,000	23,313	23,300	7,300	45.63%	(13)	-0.06%
Kidz Kamp	21,070	-	16,205	16,100	16,100	0.00%	(105)	-0.65%
Sports Program Fees	21,998	13,500	12,827	12,800	(700)	-5.19%	(27)	-0.21%
OutVenture Fees	11,542	11,000	15,972	14,500	3,500	31.82%	(1,472)	-9.21%
Swimming pools	96,278	97,000	95,075	91,800	(5,200)	-5.36%	(3,275)	-3.45%
Credit Card Processing Fee	3,690	4,000	2,575	2,600	(1,400)	-35.00%	25	0.98%
Other Concessions	55,098	34,200	46,806	27,900	(6,300)	-18.42%	(18,906)	-40.39%
Financial Service-EPB	7,200	7,800	7,200	7,100	(700)	-8.97%	(100)	-1.39%
General Pension Admin Cost	66,460	46,500	46,500	46,500	-	0.00%	-	0.00%
Returned Check Fee	5,799	-	6,027	5,400	5,400	0.00%	(627)	-10.41%
Waste Container Purchases (includes recycle)	38,728	33,000	29,250	29,000	(4,000)	-12.12%	(250)	-0.86%
Non Profit Request Fee	850	-	50	-	-	0.00%	(50)	-100.00%
Treasurer's Commission BID 2%	18,241	9,000	15,071	15,100	6,100	67.78%	29	0.19%
C-Pacer Admin Fee	(59,707)	50,000	-	-	(50,000)	-100.00%	-	0.00%
Over & Under and Misc	722	-	269	-	-	0.00%	(269)	-100.00%
Total Service Charges:	1,440,972	1,350,000	1,347,891	1,297,000	(53,000)	-3.93%	(50,891)	-3.78%
Fines, Forfeitures, & Penalties:								
Current city court fines	9,641	6,000	4,545	5,000	(1,000)	-16.67%	455	10.01%



City of Chattanooga
Proposed Revenues
Fiscal Year 2027

Account Description	Actual FY25	Budget FY26	Projected Thru EO FY26	City Proposed FY27	Prop Budget FY27 vs Budget FY26	Prop Budget FY27 vs Budget FY26	Prop Budget FY27 vs Proj FY26	Prop Budget FY27 vs Proj FY26
City Fines - Speeding	46,437	46,000	46,265	43,500	(2,500)	-5.43%	(2,765)	-5.98%
City Fines - Other Driving Offenses	345,275	296,000	356,742	357,000	61,000	20.61%	258	0.07%
City Fines - Non-Driving Offenses	18,696	19,500	26,912	20,000	500	2.56%	(6,912)	-25.68%
Criminal court fines	99,067	77,000	83,696	84,000	7,000	9.09%	304	0.36%
Parking ticket fines	42,973	30,000	29,934	30,000	-	0.00%	66	0.22%
Delinquent Parking Tickets	987	-	952	1,000	1,000	0.00%	48	5.01%
Delinquent ticket-court cost	2,809	2,500	2,803	2,500	-	0.00%	(303)	-10.81%
Air pollution penalties	9,979	-	(2,392)	-	-	0.00%	2,392	-100.00%
Misc forfe. & pen.(beer lic.violation/boot fee)	103	-	2,500	-	-	0.00%	(2,500)	-100.00%
Total Fines, Forfeitures, & Penalties:	575,967	477,000	551,957	543,000	66,000	13.84%	(8,957)	-1.62%
Use of Property Income:								
Interest Earned	14,094,513	6,531,000	9,794,253	6,531,000	-	0.00%	(3,263,253)	-33.32%
Sale of City Owned Property	45,194	-	-	-	-	0.00%	-	0.00%
Sale of Back Tax Lots	59,283	-	62,675	-	-	0.00%	(62,675)	-100.00%
Sale of Equipment	167,841	223,000	324,181	226,000	3,000	1.35%	(98,181)	-30.29%
Sale of Scrap	2,168	-	2,372	1,500	1,500	0.00%	(872)	-36.77%
Total Use of Property Income:	14,368,999	6,754,000	10,183,481	6,758,500	4,500	0.07%	(3,424,981)	-33.63%
Miscellaneous Revenue:								
Miscellaneous Donations	4,870	-	1,100	-	-	0.00%	(1,100)	-100.00%
Private Donations	4,300	-	-	-	-	0.00%	-	0.00%
Recovery of Stolen Funds	7,000	-	-	-	-	0.00%	-	0.00%
Indirect cost	6,598,120	6,187,000	6,187,000	6,187,000	-	0.00%	-	0.00%
Misc Rev	189,615	36,000	38,971	39,000	3,000	8.33%	29	0.07%
Payroll deduction charges	217	-	134	-	-	0.00%	(134)	-100.00%
Plans and specification deposits	8,850	2,300	18,488	11,000	8,700	378.26%	(7,488)	-40.50%
Municipal Lien	414,110	220,000	356,060	356,000	136,000	61.82%	(60)	-0.02%
Municipal Lien-Interest & Penalty	2,654	2,700	2,700	1,000	(1,700)	-62.96%	(1,700)	-62.96%



City of Chattanooga
Proposed Revenues
Fiscal Year 2027

Account Description	Actual FY25	Budget FY26	Projected Thru EO FY26	City Proposed FY27	Prop Budget FY27 vs Budget FY26	Prop Budget FY27 vs Budget FY26	Prop Budget FY27 vs Proj FY26	Prop Budget FY27 vs Proj FY26
Purchase Card Rebate	114,972	50,000	55,530	56,000	6,000	12.00%	470	0.85%
Other Income	3,391	-	1,099	1,000	1,000	0.00%	(99)	-9.01%
Delinquent Tax cost recovery	127,610	88,000	119,594	117,000	29,000	32.95%	(2,594)	-2.17%
Other misc. revenue	416	-	-	-	-	0.00%	-	0.00%
Total Miscellaneous Revenue:	7,476,124	6,586,000	6,780,676	6,768,000	182,000	2.76%	(12,676)	-0.19%
Transfers In-EPB-Electric	-	-	-	8,292,820	8,292,820	0.00%	8,292,820	0.00%
Transfers In-EPB-Telecom	-	-	-	308,520	308,520	0.00%	308,520	0.00%
Transfers In-EPB-Internet	-	-	-	437,100	437,100	0.00%	437,100	0.00%
Total Transfers	-	-	-	9,038,440	9,038,440	0.00%	9,038,440	0.00%
General Fund TOTAL	352,349,086	390,096,000	394,657,293	393,980,000	3,884,000	1.00%	(677,293)	-0.17%

City of Chattanooga
Operational Budget
Fiscal Year 2027

Row Labels	Actual FY25	Budget FY26	Proposed FY27	Inc (Dec)	
				Proposed vs. Budget	% Change
1100 - General Fund					
A-General Gov't & Agencies	30,746,022	44,133,203	42,017,334	(2,115,869)	-4.79%
A1 - City Council	779,185	996,657	964,493	(32,164)	-3.23%
A2 - Judges	585,877	638,307	657,649	19,342	3.03%
A3 - City Attorney	2,193,031	2,444,121	2,643,863	199,742	8.17%
A4 - Internal Audit	817,517	911,170	932,974	21,804	2.39%
A5 - Information Technology	15,994,684	18,370,148	21,639,137	3,268,989	17.80%
A7 - Purchasing	1,018,083	1,370,132	-	(1,370,132)	-100.00%
AA - Agencies	7,974,062	11,885,695	14,650,109	2,764,414	23.26%
AQ - Quasi Agencies	10,901,340	11,360,345	11,795,772	435,427	3.83%
B-Executive Branch	6,722,386	8,222,925	7,680,905	(542,020)	-6.59%
C-Finance & Admin	7,678,034	8,090,167	9,690,241	1,600,074	19.78%
E-Human Resources	3,827,708	3,005,659	3,174,323	168,664	5.61%
G-Community Development	9,516,296	15,049,487	14,915,526	(133,961)	-0.89%
H-Police	89,972,119	98,501,386	95,409,483	(3,091,903)	-3.14%
J-Fire	66,713,548	80,351,344	84,588,216	4,236,872	5.27%
K-Public Works	46,828,226	51,687,215	52,563,247	876,032	1.69%
L-Parks and Outdoors	16,345,493	16,820,975	15,613,404	(1,207,571)	-7.18%
Q-Early Learning	3,100,591	3,344,191	2,308,362	(1,035,829)	-30.97%
R-City Planning	729,546	619,699	503,047	(116,652)	-18.82%
S-Community Engagement	1,609,905	-	-	-	0.00%
U-Economic Development	5,099,177	12,293,174	12,231,915	(61,259)	-0.50%
V-Constituent Services	1,845,813	-	-	-	0.00%
1100 - General Fund Total	330,998,643	390,096,000	393,980,000	3,884,000	1.00%
1100 - Capital Reserves					
A-General Gov't & Agencies	64,907,500	-	-	-	0.00%
1100 - Capital Reserves Total	64,907,500	-	-	-	0.00%
Grand Total	395,906,143	390,096,000	393,980,000	3,884,000	1.00%



City of Chattanooga
Operational Budget
Fiscal Year 2027

Row Labels	Actual FY25	Budget FY26	Proposed FY27	Inc (Dec)	
				Proposed vs. Budget	% Change
1100 - General Fund					
Personnel					
Salary and Wages	115,010,745	136,591,073	143,433,055	6,841,982	5.01%
Fringe Benefits	82,140,944	98,185,571	103,422,498	5,236,927	5.33%
Personnel Total	197,151,689	234,776,644	246,855,553	12,078,909	5.14%
Operations					
Services	54,775,105	57,829,513	54,899,688	(2,929,825)	-5.07%
Materials & Supplies	4,572,165	4,954,969	4,607,427	(347,542)	-7.01%
Travel Expense	701,080	803,140	854,024	50,884	6.34%
Vehicle Operating	17,321,571	15,658,469	19,009,014	3,350,545	21.40%
Insurance, Claims, and Damages	1,859,819	1,077,775	1,100,650	22,875	2.12%
Inventory Costs	403	-	-	-	0.00%
Capital Assets	1,382,961	510,000	586,000	76,000	14.90%
Capital Outlay	3,346,434	1,803,110	2,171,010	367,900	20.40%
Other Expenses	17,500,640	26,265,760	30,248,749	3,982,989	15.16%
Operations Total	101,460,178	108,902,736	113,476,562	4,573,826	4.20%
Transfers To					
Other Financing Uses	32,386,776	46,416,620	33,647,885	(12,768,735)	-27.51%
Transfers To Total	32,386,776	46,416,620	33,647,885	(12,768,735)	-27.51%
1100 - General Fund Total	330,998,643	390,096,000	393,980,000	3,884,000	1.00%
1100 - Capital Reserves					
Personnel					
Fringe Benefits	18,000,000	-	-	-	0.00%
Personnel Total	18,000,000	-	-	-	0.00%
Transfers To					
Other Financing Uses	46,907,500	-	-	-	0.00%
Transfers To Total	46,907,500	-	-	-	0.00%
1100 - Capital Reserves Total	64,907,500	-	-	-	0.00%
Grand Total	395,906,143	390,096,000	393,980,000	3,884,000	1.00%



City of Chattanooga
Operational Budget
Fiscal Year 2027

Row Labels	Actual FY25	Budget FY26	Proposed FY27	Inc (Dec)	
				Proposed vs. Budget	% Change
1100 - General Fund					
Personnel					
Salary and Wages					
601101-Regular Employees	89,964,081	100,139,633	133,424,782	33,285,149	33.24%
601102-Temporary Staffing	36,138	-	-	-	0.00%
601103-Part Time Employees	1,556,970	2,504,016	2,425,690	(78,326)	-3.13%
601104-State Training Wages	641,600	726,400	740,000	13,600	1.87%
601105-Injured On Duty Pay	101,617	-	-	-	0.00%
601199-Budget - Attrition (Salary)	-	(2,690,000)	(3,623,653)	(933,653)	34.71%
601201-Overtime	3,696,628	2,196,717	3,453,425	1,256,708	57.21%
601202-Compensatory Time	306,755	2,000	2,000	-	0.00%
602101-Uniform Allowance	398,947	454,000	462,500	8,500	1.87%
602102-Tool Allowance	-	-	1,200	1,200	0.00%
602105-Cellphone Allowance	256,175	258,264	245,712	(12,552)	-4.86%
602201-Incentive Awards	477,723	51,000	51,000	-	0.00%
602301-Personal Leave	13,731,823	14,305,678	-	(14,305,678)	-100.00%
602302-Personal Leave Buybacks	8,906	-	-	-	0.00%
602303-Final Leave Payout	1,758,230	-	-	-	0.00%
602304-Longevity	1,253,723	1,340,588	1,244,393	(96,195)	-7.18%
602306-Call Back Pay	153,516	135,770	161,850	26,080	19.21%
602307-On Call Pay	156,145	364,190	231,150	(133,040)	-36.53%
602308-Bereavement Pay	104,436	-	-	-	0.00%
602309-Holiday Pay	(1,249)	-	-	-	0.00%
602311-Special Assignment CFD	408,521	336,800	501,208	164,408	48.81%
602313-Bilingual Pay	60	-	2,900	2,900	0.00%
609999-Budget - Salaries & Wages	-	16,466,017	4,108,898	(12,357,119)	-75.05%
Salary and Wages Total	115,010,745	136,591,073	143,433,055	6,841,982	5.01%
Fringe Benefits					
611101-FICA (OASDI)	3,250,292	3,674,466	3,851,182	176,716	4.81%
611102-Medicare	1,585,313	1,732,292	2,006,169	273,877	15.81%
611199-Budget - Attrition (Benefits)	-	(3,592,000)	(2,614,551)	977,449	-27.21%
611201-General Pension	10,537,261	11,908,376	12,518,489	610,113	5.12%
611202-Fire & Police Pension	28,839,849	30,265,881	38,285,169	8,019,288	26.50%
611204-Union Pension	4,761	-	-	-	0.00%
611206-Other Post-employment Benefits (Civilian)	1,759,500	3,392,835	3,102,292	(290,543)	-8.56%
611208-Other Post-employment Benefits (Sworn)	14,336,362	11,401,612	15,830,655	4,429,043	38.85%
611301-Hospitalization	16,666,034	21,593,052	22,339,966	746,914	3.46%
611302-Life Insurance Benefit	78,215	93,352	96,825	3,473	3.72%
611303-Long-Term Disability	85,699	234,799	123,042	(111,757)	-47.60%
611304-Health Savings Accounts	2,242,743	2,153,661	2,396,308	242,647	11.27%
611402-Employee Health Savings Acct	4,574	-	5,730	5,730	0.00%
611403-On-site Medical Program	2,553,344	2,898,498	3,040,149	141,651	4.89%
611404-On-site Facility	196,997	220,572	227,232	6,660	3.02%
619999-Budget - Fringe Benefits	-	12,208,175	2,213,841	(9,994,334)	-81.87%
Fringe Benefits Total	82,140,944	98,185,571	103,422,498	5,236,927	5.33%
Personnel Total	197,151,689	234,776,644	246,855,553	12,078,909	5.14%
Operations					
Services					
701102-Auditing & Accounting Services	159,564	181,700	184,300	2,600	1.43%
701103-Consultant Fees	948,408	1,038,500	402,396	(636,104)	-61.25%

City of Chattanooga
Operational Budget
Fiscal Year 2027

Row Labels	Actual FY25	Budget FY26	Proposed FY27	Inc (Dec)	
				Proposed vs. Budget	% Change
701104-Court Reporter & Transcriber Fees	-	200	200	-	0.00%
701105-Engineering Non-construction Consulting	8,995	10,000	10,000	-	0.00%
701107-Investigative Services	37,597	76,100	57,600	(18,500)	-24.31%
701108-Jury & Witness Fees	80	-	-	-	0.00%
701109-Legal Services	254,002	1,200	452,700	451,500	37625.00%
701110-Veterinary Services	15,770	12,000	9,000	(3,000)	-25.00%
701111-IT Hosting & Managed Services	374	-	380	380	0.00%
701113-Technology Development and Design	184	-	-	-	0.00%
701114-Contracted Design	371,212	70,000	70,000	-	0.00%
701205-Exam & Treatment	-	-	250	250	0.00%
701207-Hospital Services	70	-	-	-	0.00%
701208-On-the-Job Injury Claims	2,076,264	-	-	-	0.00%
701210-Psychological Exam	19,060	60,000	45,000	(15,000)	-25.00%
701211-Diagnostic Testing	-	1,750	-	(1,750)	-100.00%
701213-On-the-Job Injury Settlement Claims	137,764	-	-	-	0.00%
702101-Carpentry	5,582	25,000	24,000	(1,000)	-4.00%
702102-Electrical	363,545	156,000	183,720	27,720	17.77%
702103-Exterminating Service	67,602	64,455	73,568	9,113	14.14%
702104-Masonry	2,390	500	1,000	500	100.00%
702105-Painting	198,742	64,000	53,200	(10,800)	-16.88%
702106-Plumbing	209,656	141,260	152,770	11,510	8.15%
702107-Mechanical Trades	21,073	22,420	20,920	(1,500)	-6.69%
702108-Locksmith	5,646	2,700	3,800	1,100	40.74%
702109-Custodial Services	316,658	334,056	342,100	8,044	2.41%
702110-Tree Maintenance & Planting	90,360	4,500	23,900	19,400	431.11%
702111-Irrigation	10,645	17,900	11,900	(6,000)	-33.52%
702201-Alarm System Repair	39,461	27,750	30,250	2,500	9.01%
702202-Bldg & Grounds Maintenance	12,220	122,400	25,405	(96,995)	-79.24%
702203-Circuit Board Repair	5,946	-	-	-	0.00%
702204-Contracted Repair Service	205,423	259,250	204,843	(54,407)	-20.99%
702205-Electric Motor Drive Repair	116	-	-	-	0.00%
702206-Elevator Maintenance	17,229	18,000	18,600	600	3.33%
702207-Maintenance Services	290,338	255,129	251,111	(4,018)	-1.57%
702208-Fire Prevention Measures	151,482	62,146	76,642	14,496	23.33%
702209-Furnace Boiler	178	-	-	-	0.00%
702211-Grounds	20,070	9,600	33,100	23,500	244.79%
702212-HVAC	495,868	234,705	266,205	31,500	13.42%
702213-Labor	1,800	3,200	1,500	(1,700)	-53.13%
702214-Landscaping	49,242	68,500	62,600	(5,900)	-8.61%
702215-Building Repairs or Renovations under \$5000	29,256	11,500	11,500	-	0.00%
702216-Roof Repair	25,576	20,000	34,500	14,500	72.50%
702217-Valve Repairs	-	2,500	-	(2,500)	-100.00%
702218-Pump Repairs	5,327	5,000	5,000	-	0.00%
702219-Street Light Maintenance	47,083	250,500	70,505	(179,995)	-71.85%
702220-Major Repair	-	6,000	11,000	5,000	83.33%
702221-IT Maintenance	1,407,087	1,421,800	10,500	(1,411,300)	-99.26%
702222-Cabling & Installation	10,109	2,351	7,050	4,699	199.87%
702223-Fire Fighter Equipment Repair	16,696	11,278	16,278	5,000	44.33%
702224-Equipment Inspection and Calibration	9,742	17,500	19,500	2,000	11.43%
702225-IT Maintenance - Licensing	3,374,278	4,049,165	6,585,286	2,536,121	62.63%
702226-IT Maintenance - Hosting	2,643,725	2,305,971	2,707,715	401,744	17.42%
702227-IT Maintenance - Support Maintenance	2,452,144	1,181,046	1,429,149	248,103	21.01%
702228-Generator Maintenance	18,342	12,000	11,000	(1,000)	-8.33%

City of Chattanooga
Operational Budget
Fiscal Year 2027

Row Labels	Actual FY25	Budget FY26	Proposed FY27	Inc (Dec)	
				Proposed vs. Budget	% Change
702229-Contract Mowing	500,713	636,568	735,700	99,132	15.57%
702230-Technology Repair Services	-	27,000	5,200	(21,800)	-80.74%
702232-Fence Repairs	7,313	8,500	9,000	500	5.88%
702233-Door Repairs	103,817	13,100	21,100	8,000	61.07%
702234-Access Control Repairs	11,233	8,500	17,500	9,000	105.88%
702235-Aquatics Repairs	4,782	25,000	23,000	(2,000)	-8.00%
702236-Flooring Repairs	170,512	-	600	600	0.00%
702298-GASB SBITA Rental Offset	(830,484)	-	-	-	0.00%
703101-Electricity	2,027,741	1,823,505	1,813,732	(9,773)	-0.54%
703102-Natural Gas	313,821	270,760	256,425	(14,335)	-5.29%
703103-Water	651,110	650,099	619,062	(31,037)	-4.77%
703104-Fuel Oil	34	-	-	-	0.00%
703105-Street Lighting	2,808,515	2,800,000	2,800,000	-	0.00%
703106-Traffic Lighting	83,937	85,000	85,000	-	0.00%
703107-Electricity Plant Charges Acct # 30-0039.000 Line 1	140,742	120,000	140,000	20,000	16.67%
703109-Sewer	835,368	876,714	870,326	(6,388)	-0.73%
703112-Propane	1,062	-	-	-	0.00%
703201-Telephone Service	50	-	4,000	4,000	0.00%
703202-Cellular Phone Service	153,272	154,326	123,418	(30,908)	-20.03%
703204-Internet & Cable Services	5,596	4,850	2,850	(2,000)	-41.24%
703205-Airtime	334	-	1,000	1,000	0.00%
703206-Air Cards	424,720	391,267	357,395	(33,872)	-8.66%
703207-Digital Connectivity	1,570,702	1,543,177	1,529,261	(13,916)	-0.90%
704102-Clothing & Linen Service	31,857	35,963	36,646	683	1.90%
704103-Demurrage	3,537	1,550	1,550	-	0.00%
704104-Equipment Rental	155,212	176,602	171,410	(5,192)	-2.94%
704105-Property Rental	248,129	266,952	195,695	(71,257)	-26.69%
704106-Dumpster Rental	7,244	11,365	14,869	3,504	30.83%
704107-Floor Mat / Scrapper Rental	13,080	19,370	17,020	(2,350)	-12.13%
704108-Office Machine Rental	146,925	231,288	207,861	(23,427)	-10.13%
704109-Traffic Control - Rental	(2,644)	55,000	-	(55,000)	-100.00%
704198-GASB Lease Rental Offset	(615,318)	-	-	-	0.00%
704201-Advertising	224,016	305,103	411,861	106,758	34.99%
704202-Municipal Advertising TCA 6-54-201	-	3,000	6,100	3,100	103.33%
704203-Publicity	-	1,000	1,000	-	0.00%
704204-Alarm Monitoring	36,889	29,861	36,685	6,824	22.85%
704205-Applicant & Promotional Testing	152,928	147,500	230,000	82,500	55.93%
704207-Collection Expense	19,123	21,000	20,000	(1,000)	-4.76%
704208-Contracted Repair	57,144	47,600	54,000	6,400	13.45%
704209-Copying	827	2,700	1,800	(900)	-33.33%
704210-Printing	61,480	88,710	76,298	(12,412)	-13.99%
704211-Court Costs	1,282	4,000	4,000	-	0.00%
704212-Data Processing Service	-	250	250	-	0.00%
704213-Debris Removal & Cleanup	435,712	599,260	600,360	1,100	0.18%
704214-Lighting Service	1,500	3,000	-	(3,000)	-100.00%
704215-Security Services	282,199	464,200	430,240	(33,960)	-7.32%
704217-Photographic Services	8,430	3,409	3,409	-	0.00%
704219-Property Appraisals	5,990	10,000	10,000	-	0.00%
704220-Instructors	16,485	-	-	-	0.00%
704221-Recreation Support Services	118,183	145,058	136,100	(8,958)	-6.18%
704227-Transfer Station Cost	2,453,899	2,572,500	2,614,879	42,379	1.65%
704228-Translation Service	24,110	30,500	27,500	(3,000)	-9.84%
704234-Supplemental Annex Fire Services	166,807	175,148	183,906	8,758	5.00%

City of Chattanooga
Operational Budget
Fiscal Year 2027

Row Labels	Actual FY25	Budget FY26	Proposed FY27	Inc (Dec)	
				Proposed vs. Budget	% Change
704235-Zoo Lease & Management	697,330	750,000	750,000	-	0.00%
704236-Emergency Services - 911	5,983,596	6,385,575	6,525,375	139,800	2.19%
704238-Animal Control Contracted Services	2,118,813	2,224,752	2,335,999	111,247	5.00%
704239-Bio-Hazard / Environmental Services	6,378	43,845	44,845	1,000	2.28%
704241-Monitoring Services	20,335	10,000	10,000	-	0.00%
704242-License Testing	4,343	4,500	4,500	-	0.00%
704304-Contractual Personnel Services	-	81,025	25	(81,000)	-99.97%
704306-Dues	230,930	103,674	223,064	119,390	115.16%
704307-Employment Agencies	1,190,840	1,407,929	1,675,404	267,475	19.00%
704308-Local Transportation	77,362	51,000	50,325	(675)	-1.32%
704309-Meeting Expense	28,254	20,915	20,795	(120)	-0.57%
704310-Local Mileage	24,219	20,800	18,700	(2,100)	-10.10%
704311-Miscellaneous Services	71,394	19,000	19,055	55	0.29%
704312-Other Contracted Service	725,473	1,498,150	759,325	(738,825)	-49.32%
704313-Recording Documents	8,528	9,802	9,952	150	1.53%
704315-Waste Disposal	5,495,073	5,687,280	4,719,755	(967,525)	-17.01%
704316-Wrecker Service	34,167	30,000	30,000	-	0.00%
704317-Contracted Operations	1,071,880	2,077,500	1,660,600	(416,900)	-20.07%
704319-Parking	40,361	34,974	40,589	5,615	16.05%
704320-Link2Gov Internet Fee	119	-	-	-	0.00%
704321-County Trustee Collection Fee	779,653	734,000	734,000	-	0.00%
704329-Radio Maintenance	1,229,549	1,235,131	1,240,409	5,278	0.43%
704330-Demolition Services	360,910	273,000	343,000	70,000	25.64%
704334-Outside Laboratory Services	-	300	300	-	0.00%
704335-Public Communication	458	18,000	18,000	-	0.00%
704336-Tire Disposal	21,508	22,600	22,600	-	0.00%
704337-Title/Escrow Search	77,800	80,000	80,000	-	0.00%
704340-Shredding and Recycling Services	7,998	7,246	19,483	12,237	168.88%
704341-Council District Reimbursement	4,287	54,000	90,000	36,000	66.67%
704342-IT Contracted Personnel	468,262	450,000	450,000	-	0.00%
704343-FJC - Client Support Services	3,646	4,500	5,000	500	11.11%
704347-Agency Contracted Services	3,626,708	3,777,253	-	(3,777,253)	-100.00%
704348-Field Trips	-	40,000	40,000	-	0.00%
704402-Unallocated Purchasing Card Expense	(1,075)	-	-	-	0.00%
704403-Disputed Purchasing Card Expense	248	-	-	-	0.00%
704404-Disputed Credit Card Charges	2,558	-	-	-	0.00%
704501-Freight, Express & Drayage	16,414	885	1,685	800	90.40%
704502-Postage	231,885	183,340	213,305	29,965	16.34%
704503-Warehouse Storage and Delivery	94,758	112,500	105,000	(7,500)	-6.67%
704504-Load, Delivery, and Installation	386	-	-	-	0.00%
704601-Local Registration Fees	51,669	28,470	34,476	6,006	21.10%
704602-Training Costs	219,183	474,761	404,917	(69,844)	-14.71%
704603-Tuition & Books	17,063	35,450	32,250	(3,200)	-9.03%
704702-Bank Service Charges	622	500	500	-	0.00%
704705-Credit Card Use Charge	40,440	51,800	51,400	(400)	-0.77%
705102-Supportive Services Clothing	12	-	-	-	0.00%
705105-Supportive Services Electricity	400	-	-	-	0.00%
705201-Client Services - Hotel Rent	477	-	-	-	0.00%
709998-Budget - Contingency	-	1,753,269	3,195,104	1,441,835	82.24%
709999-Budget - Services	-	500,000	-	(500,000)	-100.00%
Services Total	54,775,105	57,829,513	54,899,688	(2,929,825)	-5.07%
Materials & Supplies					

City of Chattanooga
Operational Budget
Fiscal Year 2027

Row Labels	Actual FY25	Budget FY26	Proposed FY27	Inc (Dec)	
				Proposed vs. Budget	% Change
711101-Audio Visual Supplies	19,046	2,140	1,200	(940)	-43.93%
711102-Books	43,609	18,677	22,327	3,650	19.54%
711104-Forms & Printed Material	32,820	50,140	65,083	14,943	29.80%
711105-Instructional Materials & Supplies	5,416	5,500	5,500	-	0.00%
711106-Library Supplies	53,235	35,250	4,500	(30,750)	-87.23%
711107-Newspapers	3,004	4,187	4,628	441	10.53%
711108-Periodicals, Publications	9,601	7,714	6,973	(741)	-9.61%
711109-Office Supplies & Stationery	174,585	199,383	173,016	(26,367)	-13.22%
711110-Technology Accessories & Supplies	56,073	101,692	67,878	(33,814)	-33.25%
711111-Printer Toner Cartridges	742	14,370	7,404	(6,966)	-48.48%
712101-Asphalt and Asphalt Filler	133	-	-	-	0.00%
712103-Cement, Lime, & Plaster	1,503	1,750	1,750	-	0.00%
712104-Concrete, Clay Pipe, & Fittings	257	475	351	(124)	-26.11%
712105-Gravel, Sand, Stone, Chert, Salt	14,168	18,300	17,900	(400)	-2.19%
712106-Hardware Replacement	9,225	4,250	7,100	2,850	67.06%
712107-Lumber & Wood Products	57,909	16,900	28,700	11,800	69.82%
712108-Other Constr & Bldg Materials	13,420	6,500	6,500	-	0.00%
712109-Paint	121,502	87,895	91,495	3,600	4.10%
712110-Pipe & Fittings	2,633	3,950	3,950	-	0.00%
712112-Street Signs & Markings	188,983	80,000	81,000	1,000	1.25%
712113-Structural Steel, Iron	-	2,750	2,750	-	0.00%
712114-Plumbing Supplies	34,509	28,800	31,600	2,800	9.72%
713101-Bearings & Parts	643	3,140	3,140	-	0.00%
713102-Fasteners	-	1,450	1,450	-	0.00%
713104-Filters, Misc	13,626	14,700	13,950	(750)	-5.10%
713109-Repair Parts	144,205	85,500	133,000	47,500	55.56%
713117-Hose & Fittings	283	-	-	-	0.00%
713118-Small Equipment Tires	2,305	4,000	4,000	-	0.00%
713119-Aquatic Repair Parts	21,526	5,000	22,000	17,000	340.00%
713120-Flooring Repair Supplies	18,530	-	-	-	0.00%
713123-Preventative Maintenance and Inspections	80	-	-	-	0.00%
713201-Chemicals & Lab Supplies	563	500	300	(200)	-40.00%
713202-Chlorine	4,905	1,500	1,500	-	0.00%
713203-Dechlorination Chemicals	(2)	-	-	-	0.00%
713211-Water Chemicals	30,328	28,500	27,600	(900)	-3.16%
714102-Blue Prints, Plats, Tracing	4	-	-	-	0.00%
714105-Building Maintenance Supplies	120,493	72,935	85,605	12,670	17.37%
714106-Cleaning Supplies	167,208	147,750	150,376	2,626	1.78%
714107-Clothing	277,834	305,488	405,416	99,928	32.71%
714108-Cultural Arts Supplies	151	2,100	1,000	(1,100)	-52.38%
714111-Electrical Supplies, Bulbs, Etc	255,622	89,165	272,340	183,175	205.43%
714112-Electronic Parts	29,552	27,500	85,200	57,700	209.82%
714115-Fire Code Equipment	469,449	561,285	564,150	2,865	0.51%
714116-Fire Supplies	123,804	45,000	45,000	-	0.00%
714117-Food & Ice	201,248	159,160	152,025	(7,135)	-4.48%
714118-Food & Supplies for Animals	6,308	6,200	6,100	(100)	-1.61%
714119-Fuel	11,944	14,500	15,250	750	5.17%
714120-Hardware, Nails, Small Tools	92,455	90,525	80,427	(10,098)	-11.15%
714122-Kitchen & Dining Room Supplies	10,032	4,622	5,300	678	14.67%
714123-Machine Shop & Garage Supplies	70	500	500	-	0.00%
714124-Medical Supplies (First Aid)	24,700	31,125	22,725	(8,400)	-26.99%
714125-Oil & Lubricants	3,770	5,415	5,270	(145)	-2.68%
714126-Other Materials & Supplies	74,304	111,913	60,275	(51,638)	-46.14%

City of Chattanooga
Operational Budget
Fiscal Year 2027

Row Labels	Actual FY25	Budget FY26	Proposed FY27	Inc (Dec)	
				Proposed vs. Budget	% Change
714127-Police Ammunition	160,889	149,000	168,000	19,000	12.75%
714128-Recreational Supplies	165,636	181,050	174,050	(7,000)	-3.87%
714129-Safety Equipment	59,687	53,500	56,415	2,915	5.45%
714130-Safety Shoes	44,749	43,438	48,867	5,429	12.50%
714131-Seeds, Trees, Plants, Hort Supplies	113,048	91,500	87,500	(4,000)	-4.37%
714132-Test Materials	108	3,275	875	(2,400)	-73.28%
714133-Welding Supplies	752	600	1,300	700	116.67%
714135-Locks & Key supplies	15,839	8,100	8,505	405	5.00%
714136-Dirt mix, Mulch, Topsoil	43,473	72,250	68,250	(4,000)	-5.54%
714137-Thermoplastic	57,098	40,000	40,000	-	0.00%
714138-Flags Banners and Signage	26,920	19,792	14,187	(5,605)	-28.32%
714139-Parking Meter Parts	60	-	-	-	0.00%
714140-Chain	-	1,400	1,400	-	0.00%
714141-Machine Parts	1,986	900	900	-	0.00%
714143-Event Planning, Services and Catering	270,013	335,250	418,041	82,791	24.70%
714144-Batteries	15,095	8,100	8,900	800	9.88%
714145-Classroom/Childcare Educational Supplies	1,228	22,000	19,500	(2,500)	-11.36%
714146-Classroom/Childcare Supplies	24	-	-	-	0.00%
714147-Police Evidence Supplies	21,138	41,050	22,000	(19,050)	-46.41%
714148-Security Material & Supplies	6,682	1,700	1,200	(500)	-29.41%
714149-Waste and Recycle Containers	457,362	472,016	476,666	4,650	0.99%
714150-Promotional Items	137,114	50,426	70,467	20,041	39.74%
714151-Police Supplies	15,325	19,680	92,900	73,220	372.05%
714152-Police Leather Goods	9,624	16,000	-	(16,000)	-100.00%
719999-Budget - Materials & Supplies	-	813,846	2,000	(811,846)	-99.75%
714155-Range Equipment & Supplies	-	-	30,000	30,000	0.00%
Materials & Supplies Total	4,572,165	4,954,969	4,607,427	(347,542)	-7.01%
Travel Expense					
721101-Out-of-town Mileage	14,081	11,100	12,200	1,100	9.91%
721102-Transportation	120,938	172,690	166,970	(5,720)	-3.31%
721103-Auto Rental	4,641	6,300	7,600	1,300	20.63%
721201-Hotels	211,091	276,385	266,930	(9,455)	-3.42%
721202-Meals	111,034	124,875	150,128	25,253	20.22%
721301-Registration Fees	207,342	171,208	200,401	29,193	17.05%
721302-Other Travel Expenses	31,380	40,582	49,795	9,213	22.70%
721399-Travel Advance	574	-	-	-	0.00%
Travel Expense Total	701,080	803,140	854,024	50,884	6.34%
Vehicle Operating					
731101-Diesel Fuel	920,447	950,147	1,051,681	101,534	10.69%
731102-Gasoline	1,379,119	1,720,044	1,262,983	(457,061)	-26.57%
731103-Propane	2,594	750	750	-	0.00%
731106-Diesel Exhaust Fluid (DEF)	17	-	-	-	0.00%
731201-Contracted Vehicle Repair	1,595	1,500	1,500	-	0.00%
731202-Other Billed Fluids	22	-	-	-	0.00%
731203-Vehicle Labor	3,842,927	2,852,564	3,558,579	706,015	24.75%
731204-Vehicle Parts & Supplies	3,181,209	2,882,833	3,005,512	122,679	4.26%
731206-Bicycle Repair & Maintenance	2,296	6,000	5,800	(200)	-3.33%
731301-Car Wash	33,815	44,317	41,627	(2,690)	-6.07%
731302-Licenses & Titles	392	442	500	58	13.12%
731401-Fleet Leased Vehicle	7,518,371	6,842,423	9,669,089	2,826,666	41.31%
731402-Fleet Daily Rental	-	100	100	-	0.00%

City of Chattanooga
Operational Budget
Fiscal Year 2027

Row Labels	Actual FY25	Budget FY26	Proposed FY27	Inc (Dec)	
				Proposed vs. Budget	% Change
731403-Vehicle rental - local use	5,944	7,000	7,000	-	0.00%
731404-Outside Contracted Vehicle	432,823	350,349	403,893	53,544	15.28%
Vehicle Operating Total	17,321,571	15,658,469	19,009,014	3,350,545	21.40%
Insurance, Claims, and Damages					
741103-Liability Fund Premium	1,000,000	1,000,000	1,000,000	-	0.00%
741104-Unemployment Compensation	65,848	70,000	97,000	27,000	38.57%
742402-Building & Content Insurance	593,729	-	-	-	0.00%
742404-Liability Insurance	76,099	-	-	-	0.00%
742501-Insurance Administrative Cost	120,450	-	-	-	0.00%
742503-Fidelity & Surety Bonds	3,693	7,775	3,650	(4,125)	-53.05%
Insurance, Claims, and Damages Total	1,859,819	1,077,775	1,100,650	22,875	2.12%
Inventory Costs					
751406-Tires & Tubes	189	-	-	-	0.00%
751407-Vehicle Parts	214	-	-	-	0.00%
Inventory Costs Total	403	-	-	-	0.00%
Capital Assets					
761108-CIP Engineer's Surveys	18,680	-	-	-	0.00%
761110-CIP Building Renovations	244,302	-	-	-	0.00%
761112-CIP Park Development	-	460,000	460,000	-	0.00%
761204-Equipment Purchase	434,608	-	40,000	40,000	0.00%
761205-Vehicle Purchase	604,711	-	-	-	0.00%
761303-Computer Equipment over 10000	80,660	50,000	86,000	36,000	72.00%
Capital Assets Total	1,382,961	510,000	586,000	76,000	14.90%
Capital Outlay					
771101-Asphalt Resurfacing	56,300	-	-	-	0.00%
771106-Equipment Repairs	-	7,300	-	(7,300)	-100.00%
772101-Boiler Replacement	53	-	-	-	0.00%
772102-Building Equipment	6,658	-	-	-	0.00%
772103-Fire Fighting Equipment	878,641	-	-	-	0.00%
772104-Grounds Equipment	76,582	-	-	-	0.00%
772105-Heating & Cooling Equipment	124,868	-	-	-	0.00%
772107-Other Equipment (Under 10000)	265,046	90,000	-	(90,000)	-100.00%
772108-Recreational Equipment	22,169	-	-	-	0.00%
772109-Office Furniture	180,450	750	-	(750)	-100.00%
772111-Computer Software under 25000	12,107	6,400	-	(6,400)	-100.00%
772112-Computer equipment under 10000	302,031	100,100	105,000	4,900	4.90%
772115-Security Equipment	8,542	28,560	2,060	(26,500)	-92.79%
772116-Traffic Lights and Equipment	30,105	350,000	278,950	(71,050)	-20.30%
772122-Office Equipment (under 10000)	9,268	-	-	-	0.00%
772203-Fencing	34,725	-	-	-	0.00%
772204-Field Lighting	70	-	-	-	0.00%
772205-Other Capital Purchase	415,998	-	-	-	0.00%
772210-Transportation Safety Infrastructure	-	150,000	200,000	50,000	33.33%
779999-Budget - Capital Outlay	835,887	1,000,000	1,500,000	500,000	50.00%
772110-Firearms & Body Armor	86,935	70,000	85,000	15,000	21.43%
Capital Outlay Total	3,346,434	1,803,110	2,171,010	367,900	20.40%
Other Expenses					
781103-Space Costs	1,311,186	1,217,303	1,146,658	(70,645)	-5.80%

City of Chattanooga
Operational Budget
Fiscal Year 2027

Row Labels	Actual FY25	Budget FY26	Proposed FY27	Inc (Dec)	
				Proposed vs. Budget	% Change
781104-Allocation of Mixed Drink per TCA 57-4-306	2,887,801	2,813,659	2,931,743	118,084	4.20%
781106-Risk Mgmt Allocated Costs	1,000,000	2,512,368	3,889,742	1,377,374	54.82%
781301-Fees, Licenses, & Permits	199,818	76,980	70,360	(6,620)	-8.60%
781303-State Fees Other	175	-	-	-	0.00%
781306-Stormwater Mgmt Fees	710,890	750,000	750,000	-	0.00%
781309-Technology Cost Allocation to TRF Fund 6531	750,000	500,000	650,000	150,000	30.00%
782201-Awards	41,355	39,355	35,283	(4,072)	-10.35%
782202-Donations	2,650	-	-	-	0.00%
782203-Refunds	(159)	-	-	-	0.00%
782204-Safety Incentive Awards	1,556	2,400	2,100	(300)	-12.50%
782206-Fines	50	-	-	-	0.00%
782207-Pass-through Awards	23,233	35,000	35,000	-	0.00%
782209-Other Matching Grants & Contributions	507,211	-	(107,931)	(107,931)	0.00%
782210-Program Expense	217,608	513,500	260,185	(253,315)	-49.33%
782220-Sponsorships	88,935	64,500	80,500	16,000	24.81%
782221-Counterfeit currency and fraudulent checks	20	-	-	-	0.00%
782222-Net Surplus of Back Tax Lots Sale for Land Bank Ord	59,283	-	-	-	0.00%
783102-Lease Financing Principal (GASB 87)	586,626	-	-	-	0.00%
783103-SBITA Financing Principal (GASB 96)	792,141	-	-	-	0.00%
783155-Interest Expense (GASB 87)	28,692	-	-	-	0.00%
783156-Interest Expense (GASB 96)	38,342	-	-	-	0.00%
784101-Appropriations	8,247,552	11,890,695	14,655,109	2,764,414	23.25%
784102-Appropriation to IDB for VW	5,675	-	-	-	0.00%
784106-Appropriation to IDB for Business Development	-	1,350,000	1,350,000	-	0.00%
784108-Appropriation to HEB for Affordable Housing	-	1,000,000	1,750,000	750,000	75.00%
784110-Appropriation to HEB for Eviction Prevention	-	500,000	500,000	-	0.00%
784111-Appropriation to HEB for Down Payment Assistance	-	3,000,000	2,250,000	(750,000)	-25.00%
Other Expenses Total	17,500,640	26,265,760	30,248,749	3,982,989	15.16%
Operations Total	101,460,178	108,902,736	113,476,562	4,573,826	4.20%
Transfers To					
Other Financing Uses					
811103-Transfer to Golf Courses	-	53,162	-	(53,162)	-100.00%
811110-Transfer to Bessie Smith Cultural Center	107,947	97,540	117,156	19,616	20.11%
811111-Transfer to Gen Fd Special Programs	7,178	-	-	-	0.00%
811114-Transfer to Public Library	7,435,669	7,831,350	8,090,668	259,318	3.31%
811203-Transfer to Human Services Program	492,300	480,000	480,000	-	0.00%
811206-Transfer to Comm Dev Fund	55,000	30,000	30,000	-	0.00%
811208-Transfer to Regional Planning	2,480,256	2,583,047	2,747,780	164,733	6.38%
811209-Transfer to Air Pollution Fund	330,168	338,408	330,168	(8,240)	-2.43%
811210-Transfer to Scenic Cities Beautiful	111,859	-	-	-	0.00%
811302-Transfer to Fire Capital	-	1,600,000	-	(1,600,000)	-100.00%
811306-Transfer to Parks & Outdoors Capital	-	2,000,000	-	(2,000,000)	-100.00%
811307-Transfer to Public Works Capital	-	8,750,000	-	(8,750,000)	-100.00%
811310-Transfer to Econ Dev Cap Proj	-	1,000,000	-	(1,000,000)	-100.00%
811601-Transfer to Debt Service	21,366,399	21,653,113	21,852,113	199,000	0.92%
Other Financing Uses Total	32,386,776	46,416,620	33,647,885	(12,768,735)	-27.51%
Transfers To Total	32,386,776	46,416,620	33,647,885	(12,768,735)	-27.51%
1100 - General Fund Total	330,998,643	390,096,000	393,980,000	3,884,000	1.00%

City of Chattanooga
Operational Budget
Fiscal Year 2027

Row Labels	Actual FY25	Budget FY26	Proposed FY27	Inc (Dec)	
				Proposed vs. Budget	% Change
1100 - Capital Reserves					
Personnel					
Fringe Benefits					
611202-Fire & Police Pension	18,000,000	-	-	-	0.00%
Fringe Benefits Total	18,000,000	-	-	-	0.00%
Personnel Total	18,000,000	-	-	-	0.00%
Transfers To					
Other Financing Uses					
811302-Transfer to Fire Capital	1,201,000	-	-	-	0.00%
811303-Transfer to Police Capital	940,000	-	-	-	0.00%
811304-Transfer to Gen Gvmt Capital	9,380,000	-	-	-	0.00%
811306-Transfer to Parks & Outdoors Capital	5,899,369	-	-	-	0.00%
811307-Transfer to Public Works Capital	24,217,631	-	-	-	0.00%
811310-Transfer to Econ Dev Cap Proj	3,675,000	-	-	-	0.00%
811311-Transfer to Community Dev Capital	992,500	-	-	-	0.00%
811315-Transfer to Early Learning Capital	602,000	-	-	-	0.00%
Other Financing Uses Total	46,907,500	-	-	-	0.00%
Transfers To Total	46,907,500	-	-	-	0.00%
1100 - Capital Reserves Total	64,907,500	-	-	-	0.00%
Grand Total	395,906,143	390,096,000	393,980,000	3,884,000	1.00%



City of Chattanooga
Operational Budget
Fiscal Year 2027

Row Labels	Actual FY25	Budget FY26	Proposed FY27	Inc (Dec)	
				Proposed vs. Budget	% Change
1100 - General Fund					
A-General Gov't & Agencies	30,746,022	44,133,203	42,017,334	(2,115,869)	-4.79%
A1 - City Council	779,185	996,657	964,493	(32,164)	-3.23%
A2 - Judges	585,877	638,307	657,649	19,342	3.03%
A3 - City Attorney	2,193,031	2,444,121	2,643,863	199,742	8.17%
A4 - Internal Audit	817,517	911,170	932,974	21,804	2.39%
A5 - Information Technology	15,994,684	18,370,148	21,639,137	3,268,989	17.80%
A7 - Purchasing	1,018,083	1,370,132	-	(1,370,132)	-100.00%
AA - Agencies	7,974,062	11,885,695	14,650,109	2,764,414	23.26%
AQ - Quasi Agencies	10,901,340	11,360,345	11,795,772	435,427	3.83%
1100 - General Fund Total	71,009,801	92,109,778	95,301,331	3,191,553	3.46%
1100 - Capital Reserves					
A-General Gov't & Agencies	64,907,500	-	-	-	0.00%
1100 - Capital Reserves Total	64,907,500	-	-	-	0.00%
Grand Total	135,917,301	92,109,778	95,301,331	3,191,553	3.46%



City of Chattanooga
Operational Budget
Fiscal Year 2027

Row Labels	Actual FY25	Budget FY26	Proposed FY27	Inc (Dec)	
				Proposed vs. Budget	% Change
1100 - General Fund					
Personnel					
Salary and Wages	6,691,458	8,641,683	8,656,575	14,892	0.17%
Fringe Benefits	3,135,468	4,736,272	4,404,583	(331,689)	-7.00%
Personnel Total	9,826,925	13,377,955	13,061,158	(316,797)	-2.37%
Operations					
Services	11,336,041	13,559,083	26,288,986	12,729,903	93.88%
Materials & Supplies	162,084	140,441	112,205	(28,236)	-20.11%
Travel Expense	100,764	177,445	104,836	(72,609)	-40.92%
Vehicle Operating	52,893	39,272	62,880	23,608	60.11%
Insurance, Claims, and Damages	1,067,758	1,071,400	1,098,300	26,900	2.51%
Capital Assets	-	50,000	50,000	-	0.00%
Capital Outlay	996,006	1,127,860	1,607,060	479,200	42.49%
Other Expenses	15,199,590	16,149,702	19,268,021	3,118,319	19.31%
Operations Total	28,915,136	32,315,203	48,592,288	16,277,085	50.37%
Transfers To					
Other Financing Uses	32,267,739	46,416,620	33,647,885	(12,768,735)	-27.51%
Transfers To Total	32,267,739	46,416,620	33,647,885	(12,768,735)	-27.51%
1100 - General Fund Total	71,009,801	92,109,778	95,301,331	3,191,553	3.46%
1100 - Capital Reserves					
Personnel					
Fringe Benefits	18,000,000	-	-	-	0.00%
Personnel Total	18,000,000	-	-	-	0.00%
Transfers To					
Other Financing Uses	46,907,500	-	-	-	0.00%
Transfers To Total	46,907,500	-	-	-	0.00%
1100 - Capital Reserves Total	64,907,500	-	-	-	0.00%
Grand Total	135,917,301	92,109,778	95,301,331	3,191,553	3.46%



City of Chattanooga
Operational Budget
Fiscal Year 2027

Row Labels	Actual FY25	Budget FY26	Proposed FY27	Inc (Dec) Proposed vs. Budget	% Change
1100 - General Fund					
Personnel					
Salary and Wages					
601101-Regular Employees	5,933,016	7,718,268	8,819,042	1,100,774	14.26%
601103-Part Time Employees	15,638	39,535	46,622	7,087	17.93%
601199-Budget - Attrition (Salary)	-	(639,000)	(549,450)	89,550	-14.01%
601201-Overtime	4,505	2,000	5,000	3,000	150.00%
601202-Compensatory Time	769	-	-	-	0.00%
602101-Uniform Allowance	500	-	-	-	0.00%
602105-Cellphone Allowance	20,944	18,000	23,088	5,088	28.27%
602201-Incentive Awards	1,177	-	-	-	0.00%
602301-Personal Leave	576,087	1,102,610	-	(1,102,610)	-100.00%
602303-Final Leave Payout	87,126	-	-	-	0.00%
602304-Longevity	40,545	47,370	34,500	(12,870)	-27.17%
602306-Call Back Pay	435	-	-	-	0.00%
602307-On Call Pay	2,282	10,500	10,500	-	0.00%
602308-Bereavement Pay	8,435	-	-	-	0.00%
609999-Budget - Salaries & Wages	-	342,400	267,273	(75,127)	-21.94%
Salary and Wages Total	6,691,458	8,641,683	8,656,575	14,892	0.17%
Fringe Benefits					
611101-FICA (OASDI)	391,550	549,259	549,277	18	0.00%
611102-Medicare	92,232	129,167	129,101	(66)	-0.05%
611199-Budget - Attrition (Benefits)	-	(405,000)	(327,007)	77,993	-19.26%
611201-General Pension	1,372,149	1,857,001	1,854,574	(2,427)	-0.13%
611206-Other Post-employment Benefits (Civilian)	232,362	529,443	447,582	(81,861)	-15.46%
611301-Hospitalization	787,083	1,548,757	1,313,827	(234,930)	-15.17%
611302-Life Insurance Benefit	4,195	6,450	5,959	(491)	-7.61%
611303-Long-Term Disability	11,114	35,795	17,394	(18,401)	-51.41%
611304-Health Savings Accounts	93,852	109,230	118,977	9,747	8.92%
611402-Employee Health Savings Acct	254	-	330	330	0.00%
611403-On-site Medical Program	139,700	203,177	188,286	(14,891)	-7.33%
611404-On-site Facility	10,978	15,288	14,160	(1,128)	-7.38%
619999-Budget - Fringe Benefits	-	157,705	92,123	(65,582)	-41.59%
Fringe Benefits Total	3,135,468	4,736,272	4,404,583	(331,689)	-7.00%
Personnel Total	9,826,925	13,377,955	13,061,158	(316,797)	-2.37%
Operations					
Services					
701102-Auditing & Accounting Services	153,219	176,500	176,500	-	0.00%
701103-Consultant Fees	78,851	505,000	25,000	(480,000)	-95.05%
701109-Legal Services	243,154	-	451,500	451,500	0.00%
701205-Exam & Treatment	-	-	250	250	0.00%
701208-On-the-Job Injury Claims	1,762	-	-	-	0.00%
702108-Locksmith	178	-	-	-	0.00%
702110-Tree Maintenance & Planting	500	-	-	-	0.00%
702204-Contracted Repair Service	3,575	53,000	1,593	(51,407)	-96.99%
702215-Building Repairs or Renovations under \$5000	4,000	-	-	-	0.00%
702221-IT Maintenance	(55)	11,000	10,000	(1,000)	-9.09%
702225-IT Maintenance - Licensing	3,337,431	3,966,843	6,505,896	2,539,053	64.01%
702226-IT Maintenance - Hosting	2,640,418	2,297,811	2,704,715	406,904	17.71%
702227-IT Maintenance - Support Maintenance	2,435,498	1,150,898	1,429,149	278,251	24.18%

City of Chattanooga
Operational Budget
Fiscal Year 2027

Row Labels				Inc (Dec)	
	Actual FY25	Budget FY26	Proposed FY27	Proposed vs. Budget	% Change
702230-Technology Repair Services	-	27,000	2,000	(25,000)	-92.59%
702234-Access Control Repairs	5,484	-	-	-	0.00%
702298-GASB SBITA Rental Offset	(830,484)	-	-	-	0.00%
703101-Electricity	37,581	31,800	1,800	(30,000)	-94.34%
703102-Natural Gas	1,950	1,300	1,300	-	0.00%
703103-Water	777	600	600	-	0.00%
703109-Sewer	1,147	1,100	1,100	-	0.00%
703202-Cellular Phone Service	6,521	8,020	8,300	280	3.49%
703206-Air Cards	60,932	58,980	31,700	(27,280)	-46.25%
703207-Digital Connectivity	1,465,810	1,341,020	1,383,661	42,641	3.18%
704104-Equipment Rental	-	7,500	4,500	(3,000)	-40.00%
704105-Property Rental	185,299	78,157	-	(78,157)	-100.00%
704106-Dumpster Rental	539	600	3,360	2,760	460.00%
704108-Office Machine Rental	10,805	13,900	11,916	(1,984)	-14.27%
704198-GASB Lease Rental Offset	(185,671)	-	-	-	0.00%
704201-Advertising	42,839	63,053	13,000	(50,053)	-79.38%
704208-Contracted Repair	23,065	2,500	2,500	-	0.00%
704209-Copying	845	2,700	1,800	(900)	-33.33%
704210-Printing	880	10,660	5,060	(5,600)	-52.53%
704211-Court Costs	-	1,500	1,500	-	0.00%
704215-Security Services	-	1,500	1,000	(500)	-33.33%
704217-Photographic Services	4,650	609	609	-	0.00%
704228-Translation Service	10	350	350	-	0.00%
704236-Emergency Services - 911	-	-	6,525,375	6,525,375	0.00%
704238-Animal Control Contracted Services	-	-	2,335,999	2,335,999	0.00%
704304-Contractual Personnel Services	-	81,000	-	(81,000)	-100.00%
704306-Dues	170,749	37,060	153,437	116,377	314.02%
704307-Employment Agencies	5,951	4,000	4,000	-	0.00%
704308-Local Transportation	-	1,000	250	(750)	-75.00%
704309-Meeting Expense	16,164	5,100	4,100	(1,000)	-19.61%
704310-Local Mileage	1,974	1,500	500	(1,000)	-66.67%
704311-Miscellaneous Services	212	-	-	-	0.00%
704312-Other Contracted Service	312,883	610,150	82,161	(527,989)	-86.53%
704313-Recording Documents	73	402	302	(100)	-24.88%
704317-Contracted Operations	467,500	455,000	455,000	-	0.00%
704319-Parking	1,505	2,200	1,909	(291)	-13.23%
704340-Shredding and Recycling Services	383	640	8,290	7,650	1195.31%
704341-Council District Reimbursement	4,287	54,000	90,000	36,000	66.67%
704342-IT Contracted Personnel	468,262	450,000	450,000	-	0.00%
704403-Disputed Purchasing Card Expense	236	-	-	-	0.00%
704404-Disputed Credit Card Charges	2,545	-	-	-	0.00%
704501-Freight, Express & Drayage	835	350	350	-	0.00%
704502-Postage	29,638	33,800	33,750	(50)	-0.15%
704503-Warehouse Storage and Delivery	85,482	105,000	100,000	(5,000)	-4.76%
704601-Local Registration Fees	11,842	5,750	6,250	500	8.70%
704602-Training Costs	21,217	119,761	40,750	(79,011)	-65.97%
704603-Tuition & Books	2,000	25,000	20,000	(5,000)	-20.00%
704705-Credit Card Use Charge	796	200	800	600	300.00%
709998-Budget - Contingency	-	1,753,269	3,195,104	1,441,835	82.24%
Services Total	11,336,041	13,559,083	26,288,986	12,729,903	93.88%
Materials & Supplies					
711101-Audio Visual Supplies	-	590	150	(440)	-74.58%

City of Chattanooga
Operational Budget
Fiscal Year 2027

Row Labels	Actual FY25	Budget FY26	Proposed FY27	Inc (Dec)	
				Proposed vs. Budget	% Change
711102-Books	72	85	85	-	0.00%
711104-Forms & Printed Material	4,694	12,700	11,300	(1,400)	-11.02%
711106-Library Supplies	53,235	35,250	4,500	(30,750)	-87.23%
711107-Newspapers	68	2,058	1,533	(525)	-25.51%
711108-Periodicals, Publications	5,579	4,214	4,373	159	3.77%
711109-Office Supplies & Stationery	15,355	18,514	14,314	(4,200)	-22.69%
711110-Technology Accessories & Supplies	27,555	44,000	30,900	(13,100)	-29.77%
711111-Printer Toner Cartridges	320	4,620	2,500	(2,120)	-45.89%
712103-Cement, Lime, & Plaster	290	-	-	-	0.00%
713109-Repair Parts	80	-	-	-	0.00%
714106-Cleaning Supplies	26	110	100	(10)	-9.09%
714107-Clothing	1,677	500	500	-	0.00%
714108-Cultural Arts Supplies	-	100	-	(100)	-100.00%
714112-Electronic Parts	-	1,000	1,000	-	0.00%
714117-Food & Ice	18,610	12,050	11,950	(100)	-0.83%
714122-Kitchen & Dining Room Supplies	780	300	300	-	0.00%
714126-Other Materials & Supplies	707	400	600	200	50.00%
714129-Safety Equipment	375	750	500	(250)	-33.33%
714130-Safety Shoes	620	1,200	600	(600)	-50.00%
714143-Event Planning, Services and Catering	30,807	1,000	27,000	26,000	2600.00%
714150-Promotional Items	1,232	1,000	-	(1,000)	-100.00%
Materials & Supplies Total	162,084	140,441	112,205	(28,236)	-20.11%
Travel Expense					
721101-Out-of-town Mileage	2,580	2,250	1,900	(350)	-15.56%
721102-Transportation	22,788	50,700	28,900	(21,800)	-43.00%
721103-Auto Rental	875	1,100	900	(200)	-18.18%
721201-Hotels	28,624	63,535	34,835	(28,700)	-45.17%
721202-Meals	9,203	28,095	17,455	(10,640)	-37.87%
721301-Registration Fees	21,437	26,100	15,301	(10,799)	-41.38%
721302-Other Travel Expenses	15,258	5,665	5,545	(120)	-2.12%
Travel Expense Total	100,764	177,445	104,836	(72,609)	-40.92%
Vehicle Operating					
731101-Diesel Fuel	391	300	2,500	2,200	733.33%
731102-Gasoline	965	2,350	3,850	1,500	63.83%
731203-Vehicle Labor	10,875	5,500	8,000	2,500	45.45%
731204-Vehicle Parts & Supplies	12,672	3,000	3,500	500	16.67%
731301-Car Wash	184	500	750	250	50.00%
731401-Fleet Leased Vehicle	27,806	27,522	44,180	16,658	60.53%
731402-Fleet Daily Rental	-	100	100	-	0.00%
Vehicle Operating Total	52,893	39,272	62,880	23,608	60.11%
Insurance, Claims, and Damages					
741103-Liability Fund Premium	1,000,000	1,000,000	1,000,000	-	0.00%
741104-Unemployment Compensation	65,848	70,000	97,000	27,000	38.57%
742402-Building & Content Insurance	44	-	-	-	0.00%
742501-Insurance Administrative Cost	200	-	-	-	0.00%
742503-Fidelity & Surety Bonds	1,666	1,400	1,300	(100)	-7.14%
Insurance, Claims, and Damages Total	1,067,758	1,071,400	1,098,300	26,900	2.51%
Capital Assets					
761303-Computer Equipment over 10000	-	50,000	50,000	-	0.00%

City of Chattanooga
Operational Budget
Fiscal Year 2027

Row Labels	Actual FY25	Budget FY26	Proposed FY27	Inc (Dec) Proposed vs. Budget	% Change
Capital Assets Total	-	50,000	50,000	-	0.00%
Capital Outlay					
772109-Office Furniture	1,272	-	-	-	0.00%
772111-Computer Software under 25000	636	700	-	(700)	-100.00%
772112-Computer equipment under 10000	127,338	100,100	105,000	4,900	4.90%
772115-Security Equipment	-	27,060	2,060	(25,000)	-92.39%
772116-Traffic Lights and Equipment	30,105	-	-	-	0.00%
772122-Office Equipment (under 10000)	769	-	-	-	0.00%
779999-Budget - Capital Outlay	835,887	1,000,000	1,500,000	500,000	50.00%
Capital Outlay Total	996,006	1,127,860	1,607,060	479,200	42.49%
Other Expenses					
781104-Allocation of Mixed Drink per TCA 57-4-306	2,887,801	2,813,659	2,931,743	118,084	4.20%
781106-Risk Mgmt Allocated Costs	1,000,000	175,068	244,769	69,701	39.81%
781301-Fees, Licenses, & Permits	54,556	6,300	2,920	(3,380)	-53.65%
781306-Stormwater Mgmt Fees	710,890	750,000	750,000	-	0.00%
781309-Technology Cost Allocation to TRF Fund 6531	750,000	500,000	650,000	150,000	30.00%
782201-Awards	301	980	3,480	2,500	255.10%
782209-Other Matching Grants & Contributions	507,211	-	-	-	0.00%
782210-Program Expense	5,100	-	-	-	0.00%
782220-Sponsorships	14,350	13,000	30,000	17,000	130.77%
783102-Lease Financing Principal (GASB 87)	185,317	-	-	-	0.00%
783103-SBITA Financing Principal (GASB 96)	792,141	-	-	-	0.00%
783155-Interest Expense (GASB 87)	355	-	-	-	0.00%
783156-Interest Expense (GASB 96)	38,342	-	-	-	0.00%
784101-Appropriations	8,247,552	11,890,695	14,655,109	2,764,414	23.25%
784102-Appropriation to IDB for VW	5,675	-	-	-	0.00%
Other Expenses Total	15,199,590	16,149,702	19,268,021	3,118,319	19.31%
Operations Total	28,915,136	32,315,203	48,592,288	16,277,085	50.37%
Transfers To					
Other Financing Uses					
811103-Transfer to Golf Courses	-	53,162	-	(53,162)	-100.00%
811110-Transfer to Bessie Smith Cultural Center	107,947	97,540	117,156	19,616	20.11%
811114-Transfer to Public Library	7,435,669	7,831,350	8,090,668	259,318	3.31%
811203-Transfer to Human Services Program	492,300	480,000	480,000	-	0.00%
811206-Transfer to Comm Dev Fund	55,000	30,000	30,000	-	0.00%
811208-Transfer to Regional Planning	2,480,256	2,583,047	2,747,780	164,733	6.38%
811209-Transfer to Air Pollution Fund	330,168	338,408	330,168	(8,240)	-2.43%
811302-Transfer to Fire Capital	-	1,600,000	-	(1,600,000)	-100.00%
811306-Transfer to Parks & Outdoors Capital	-	2,000,000	-	(2,000,000)	-100.00%
811307-Transfer to Public Works Capital	-	8,750,000	-	(8,750,000)	-100.00%
811310-Transfer to Econ Dev Cap Proj	-	1,000,000	-	(1,000,000)	-100.00%
811601-Transfer to Debt Service	21,366,399	21,653,113	21,852,113	199,000	0.92%
Other Financing Uses Total	32,267,739	46,416,620	33,647,885	(12,768,735)	-27.51%
Transfers To Total	32,267,739	46,416,620	33,647,885	(12,768,735)	-27.51%
1100 - General Fund Total	71,009,801	92,109,778	95,301,331	3,191,553	3.46%

City of Chattanooga
Operational Budget
Fiscal Year 2027

Row Labels	Actual FY25	Budget FY26	Proposed FY27	Inc (Dec)	
				Proposed vs. Budget	% Change
1100 - General Fund					
A-General Gov't & Agencies					
CC_A10056 - Approp United Way of Greater Chattanooga	467,500	455,000	455,000	-	0.00%
CC_A12002 - Approp Debt Service Fund	21,366,399	21,653,113	21,852,113	199,000	0.92%
CC_A12003 - Approp Capital Improvements	-	13,350,000	-	(13,350,000)	-100.00%
CC_A20001 - Election Expense	284,406	45,000	45,000	-	0.00%
CC_A20201 - City Code Revision	-	10,000	5,000	(5,000)	-50.00%
CC_A20301 - Unemployment Insurance	65,848	70,000	97,000	27,000	38.57%
CC_A20401 - Contingency Fund Appropriation	1,271,008	1,806,431	3,195,104	1,388,673	76.87%
CC_A20404 - HCS EdConnect	507,211	-	-	-	0.00%
CC_A20501 - R&R Finance	-	20,000	1,000	(19,000)	-95.00%
CC_A20502 - R&R Police	94,427	92,000	154,000	62,000	67.39%
CC_A20503 - R&R Public Works	233,262	240,000	268,000	28,000	11.67%
CC_A20506 - R&R Community Development	7,038	115,000	361,000	246,000	213.91%
CC_A20507 - R&R Human Resources	4,782	10,000	12,000	2,000	20.00%
CC_A20508 - R&R Fire	353,220	317,000	380,000	63,000	19.87%
CC_A20510 - R&R Information Technology	10,512	3,000	19,000	16,000	533.33%
CC_A20513 - R&R City Attorney	112	-	-	-	0.00%
CC_A20520 - R&R Parks & Outdoors	128,723	188,000	245,000	57,000	30.32%
CC_A20524 - R&R Economic Development	3,810	15,000	60,000	45,000	300.00%
CC_A20601 - Audits & Dues & Surveys	158,051	175,000	175,000	-	0.00%
CC_A20602 - Intergovernmental Relations	436,539	475,000	475,000	-	0.00%
CC_A20603 - City Stormwater Mgmt Fees	710,890	750,000	750,000	-	0.00%
CC_A20604 - Liability Insurance Premiums	1,000,000	1,000,000	1,000,000	-	0.00%
CC_A20607 - Education per TCA 57 4 306	2,887,801	2,813,659	2,931,743	118,084	4.20%
CC_A20609 - ESIP Administration	2,483	5,000	5,000	-	0.00%
CC_A20611 - Technology Replacement Fund (TRF) Allocation	750,000	500,000	650,000	150,000	30.00%
CC_A20612 - 911 Emergency Services Contract	-	-	6,525,375	6,525,375	0.00%
CC_A20613 - McKamey Animal Services Contract	-	-	2,335,999	2,335,999	0.00%
CC_A20901 - TAP General Government	2,000	25,000	20,000	(5,000)	-20.00%
A-General Gov't & Agencies Total	30,746,022	44,133,203	42,017,334	(2,115,869)	-4.79%
1100 - General Fund Total	30,746,022	44,133,203	42,017,334	(2,115,869)	-4.79%
1100 - Capital Reserves					
A-General Gov't & Agencies					
CC_A12010 - Approp Capital Improvements {Reserves}	46,907,500	-	-	-	0.00%
CC_A20401 - Contingency Fund Appropriation	18,000,000	-	-	-	0.00%
A-General Gov't & Agencies Total	64,907,500	-	-	-	0.00%
1100 - Capital Reserves Total	64,907,500	-	-	-	0.00%
Grand Total	95,653,522	44,133,203	42,017,334	(2,115,869)	-4.79%



City of Chattanooga
Operational Budget
Fiscal Year 2027

Row Labels	Actual FY25	Budget FY26	Proposed FY27	Inc (Dec)	
				Proposed vs. Budget	% Change
1100 - General Fund					
A-General Gov't & Agencies					
Operations					
Services	1,293,605	2,938,269	13,179,978	10,241,709	348.56%
Materials & Supplies	29,967	-	27,000	27,000	0.00%
Insurance, Claims, and Damages	1,066,148	1,070,000	1,097,000	27,000	2.52%
Capital Outlay	835,887	1,000,000	1,500,000	500,000	50.00%
Other Expenses	6,154,016	4,068,659	4,361,243	292,584	7.19%
Operations Total	9,379,623	9,076,928	20,165,221	11,088,293	122.16%
Transfers To					
Other Financing Uses	21,366,399	35,056,275	21,852,113	(13,204,162)	-37.67%
Transfers To Total	21,366,399	35,056,275	21,852,113	(13,204,162)	-37.67%
A-General Gov't & Agencies Total	30,746,022	44,133,203	42,017,334	(2,115,869)	-4.79%
1100 - General Fund Total	30,746,022	44,133,203	42,017,334	(2,115,869)	-4.79%
1100 - Capital Reserves					
A-General Gov't & Agencies					
Personnel					
Fringe Benefits	18,000,000	-	-	-	0.00%
Personnel Total	18,000,000	-	-	-	0.00%
Transfers To					
Other Financing Uses	46,907,500	-	-	-	0.00%
Transfers To Total	46,907,500	-	-	-	0.00%
A-General Gov't & Agencies Total	64,907,500	-	-	-	0.00%
1100 - Capital Reserves Total	64,907,500	-	-	-	0.00%
Grand Total	95,653,522	44,133,203	42,017,334	(2,115,869)	-4.79%



City of Chattanooga
Operational Budget
Fiscal Year 2027

Row Labels	Actual FY25	Budget FY26	Proposed FY27	Inc (Dec)	
				Proposed vs. Budget	% Change
1100 - General Fund					
A-General Gov't & Agencies					
Operations					
Services					
701102-Auditing & Accounting Services	152,176	175,000	175,000	-	0.00%
701109-Legal Services	243,154	-	251,000	251,000	0.00%
704210-Printing	-	10,000	5,000	(5,000)	-50.00%
704236-Emergency Services - 911	-	-	6,525,375	6,525,375	0.00%
704238-Animal Control Contracted Services	-	-	2,335,999	2,335,999	0.00%
704306-Dues	144,369	-	141,237	141,237	0.00%
704309-Meeting Expense	-	-	500	500	0.00%
704312-Other Contracted Service	284,406	520,000	75,763	(444,237)	-85.43%
704317-Contracted Operations	467,500	455,000	455,000	-	0.00%
704603-Tuition & Books	2,000	25,000	20,000	(5,000)	-20.00%
709998-Budget - Contingency	-	1,753,269	3,195,104	1,441,835	82.24%
Services Total	1,293,605	2,938,269	13,179,978	10,241,709	348.56%
Materials & Supplies					
714117-Food & Ice	-	-	1,000	1,000	0.00%
714143-Event Planning, Services and Catering	29,967	-	26,000	26,000	0.00%
Materials & Supplies Total	29,967	-	27,000	27,000	0.00%
Insurance, Claims, and Damages					
741103-Liability Fund Premium	1,000,000	1,000,000	1,000,000	-	0.00%
741104-Unemployment Compensation	65,848	70,000	97,000	27,000	38.57%
742501-Insurance Administrative Cost	200	-	-	-	0.00%
742503-Fidelity & Surety Bonds	100	-	-	-	0.00%
Insurance, Claims, and Damages Total	1,066,148	1,070,000	1,097,000	27,000	2.52%
Capital Outlay					
779999-Budget - Capital Outlay	835,887	1,000,000	1,500,000	500,000	50.00%
Capital Outlay Total	835,887	1,000,000	1,500,000	500,000	50.00%
Other Expenses					
781104-Allocation of Mixed Drink per TCA 57-4-306	2,887,801	2,813,659	2,931,743	118,084	4.20%
781106-Risk Mgmt Allocated Costs	1,000,000	-	-	-	0.00%
781306-Stormwater Mgmt Fees	710,890	750,000	750,000	-	0.00%
781309-Technology Cost Allocation to TRF Fund 6531	750,000	500,000	650,000	150,000	30.00%
782201-Awards	-	-	2,500	2,500	0.00%
782209-Other Matching Grants & Contributions	507,211	-	-	-	0.00%
782210-Program Expense	5,100	-	-	-	0.00%
782220-Sponsorships	13,850	-	22,000	22,000	0.00%
784101-Appropriations	273,490	5,000	5,000	-	0.00%
784102-Appropriation to IDB for VW	5,675	-	-	-	0.00%
Other Expenses Total	6,154,016	4,068,659	4,361,243	292,584	7.19%
Operations Total	9,379,623	9,076,928	20,165,221	11,088,293	122.16%
Transfers To					
Other Financing Uses					
811103-Transfer to Golf Courses	-	53,162	-	(53,162)	-100.00%
811302-Transfer to Fire Capital	-	1,600,000	-	(1,600,000)	-100.00%
811306-Transfer to Parks & Outdoors Capital	-	2,000,000	-	(2,000,000)	-100.00%

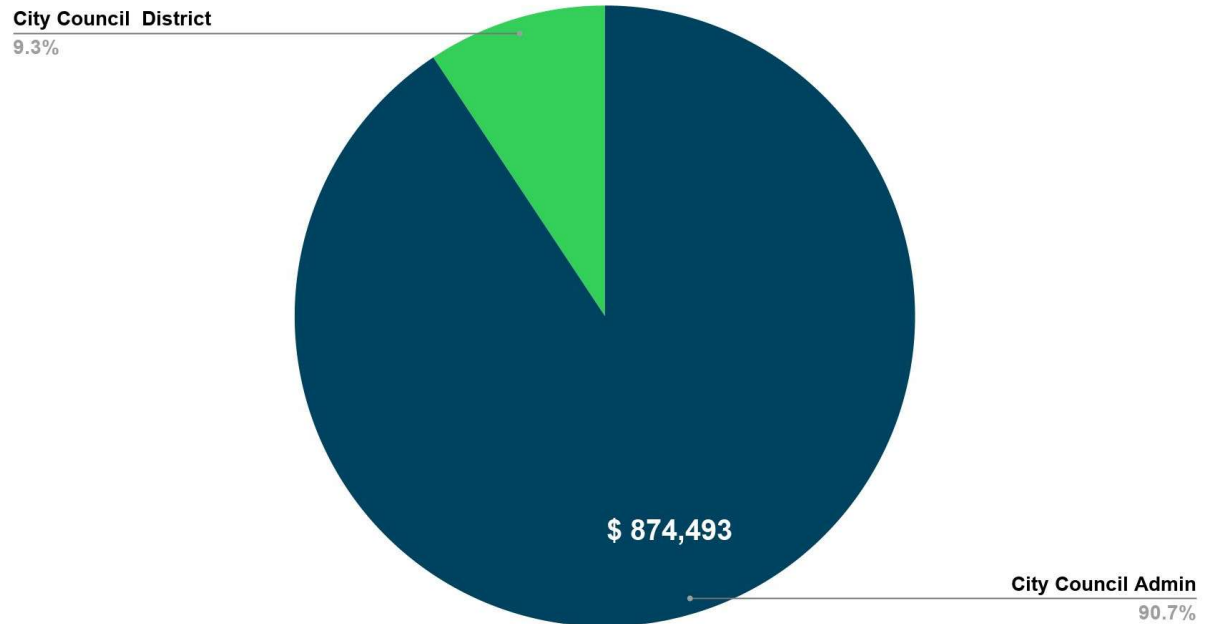
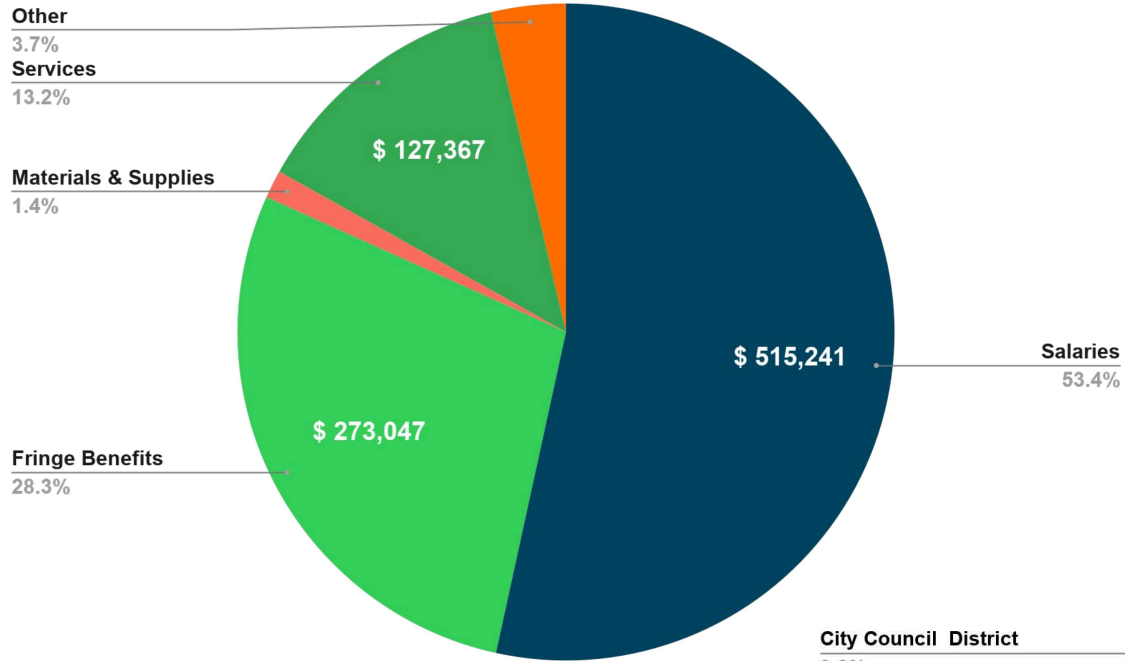
City of Chattanooga
Operational Budget
Fiscal Year 2027

Row Labels	Actual FY25	Budget FY26	Proposed FY27	Inc (Dec)	
				Proposed vs. Budget	% Change
811307-Transfer to Public Works Capital	-	8,750,000	-	(8,750,000)	-100.00%
811310-Transfer to Econ Dev Cap Proj	-	1,000,000	-	(1,000,000)	-100.00%
811601-Transfer to Debt Service	21,366,399	21,653,113	21,852,113	199,000	0.92%
Other Financing Uses Total	21,366,399	35,056,275	21,852,113	(13,204,162)	-37.67%
Transfers To Total	21,366,399	35,056,275	21,852,113	(13,204,162)	-37.67%
A-General Gov't & Agencies Total	30,746,022	44,133,203	42,017,334	(2,115,869)	-4.79%
1100 - General Fund Total	30,746,022	44,133,203	42,017,334	(2,115,869)	-4.79%
1100 - Capital Reserves					
A-General Gov't & Agencies					
Personnel					
Fringe Benefits					
611202-Fire & Police Pension	18,000,000	-	-	-	0.00%
Fringe Benefits Total	18,000,000	-	-	-	0.00%
Personnel Total	18,000,000	-	-	-	0.00%
Transfers To					
Other Financing Uses					
811302-Transfer to Fire Capital	1,201,000	-	-	-	0.00%
811303-Transfer to Police Capital	940,000	-	-	-	0.00%
811304-Transfer to Gen Gvmt Capital	9,380,000	-	-	-	0.00%
811306-Transfer to Parks & Outdoors Capital	5,899,369	-	-	-	0.00%
811307-Transfer to Public Works Capital	24,217,631	-	-	-	0.00%
811310-Transfer to Econ Dev Cap Proj	3,675,000	-	-	-	0.00%
811311-Transfer to Community Dev Capital	992,500	-	-	-	0.00%
811315-Transfer to Early Learning Capital	602,000	-	-	-	0.00%
Other Financing Uses Total	46,907,500	-	-	-	0.00%
Transfers To Total	46,907,500	-	-	-	0.00%
A-General Gov't & Agencies Total	64,907,500	-	-	-	0.00%
1100 - Capital Reserves Total	64,907,500	-	-	-	0.00%
Grand Total	95,653,522	44,133,203	42,017,334	(2,115,869)	-4.79%

FY 2027 Budget City Council

**Jeff Davis – Council Chair
Ron Elliott – Vice Chair**

FY27 Expenditures by Category



FY26 Budget	\$996,657
FY27 Proposed	\$964,493
Inc/(Dec)	-\$32,164
Change %	-3.23%

B-40

3 Year Account Summary & Highlight Analysis

	Actual FY25	Budget FY26	Proposed FY27	Inc (Dec) Proposed	% Change
A1 - City Council					
Personnel					
Salary and Wages	420,653	442,144	515,241	73,097	16.53%
Fringe Benefits	230,546	283,372	273,047	(10,325)	-3.64%
Personnel Total	\$ 651,199	\$ 725,516	\$ 788,288	\$ 62,772	8.65%
Services	70,242	198,752	127,367	(71,385)	-35.92%
Materials & Supplies	21,689	14,299	13,399	(900)	-6.29%
Travel Expense	7,248	2,240	1,940	(300)	-13.39%
Vehicle Operating	-	100	100	-	0.00%
Insurance, Claims, and Damages	1,166	500	500	-	0.00%
Capital Outlay	27,090	27,060	2,060	(25,000)	-92.39%
Other Expenses	550	28,190	30,839	2,649	9.40%
Operations Total	\$ 127,986	\$ 271,141	\$ 176,205	\$ (94,936)	-35.01%
A1 - City Council Total					
	\$ 779,185	\$ 996,657	\$ 964,493	\$ (32,164)	-3.23%

Recommended Decrease: \$ (32,164)

- **Salaries & Benefits \$62,772**

- New Position Director Legislative Affairs \$109,232 (9 Months)
- Increased \$17,487 for 3% Raise
- Reduction in benefits mainly due to medical elections offset by 2% increase in Rates **\$ (34,587)**
- Reduction in Longevity **\$ (3,300)** and OPEB **\$ (17,444)** - Removing for Council members and decrease in rate

- **Operations \$ (94,936)**

- Advertising increased \$6,647
- Contractual Personnel Services decreased **\$ (81K)** / Offset some by increase to Council District Reimbursement \$36K
- Other Contracted Services decreased **\$ (27,532)**
- Decrease in Security Equipment **\$ (25K)**
- Sponsorships decreased **\$ (5K)**
- Addition of Risk Mgmt Allocation \$7,649



CHATTANOOGA CITY COUNCIL

FY27 Executive Summary

Description

The Chattanooga City Council is the legislative branch of Chattanooga city government, vested with legislative and quasi judicial authority under Title 8 of the City Charter. The City Council is composed of nine elected members, each elected from a single council district within the geographic boundaries of the City. Its core responsibilities include adopting and amending ordinances and resolutions to (1) promote public health and welfare, (2) preserve peace and public safety, (3) exercise powers authorized by state law, (4) review and approve appropriations of public funds, and (5) grant franchises. The Council also conducts public hearings, oversees district-level engagement, and provides legislative oversight of city operations.

Vision

The Council's vision for the City of Chattanooga is to be the regional center for economic development, accomplished through innovation, sustainability, and partnerships, creating a dynamic environment in which to live, work, and play.

Mission

The Council's mission is to promote an ethical, inclusive environment that enhances the well being of all residents by encouraging public participation in government and providing high quality, professional legislative service that addresses community needs.

Trends

The Council's workload continues to reflect citywide priorities, including legislation related to housing supply, zoning modernization, infrastructure investment, and economic competitiveness. Public expectations for transparency and digital access remain high, increasing demand for timely public notices, accessible meeting materials, and efficient records management. Committee work, legislative education sessions, and district engagement continue to be central to the Council's ability to advance the ONE Chattanooga plan.

Budget Overview

The FY27 budget request supports the Council's ability to fulfill its legislative responsibilities and maintain compliance with state law. The Council's work directly enables the implementation of citywide priorities by providing the legal framework and appropriations authority required for departmental operations.

Our personnel costs support 13 positions: nine elected Council members, whose salaries are set by City Code, and four administrative staff positions under the supervision of the state certified Clerk to Council. Administrative staff ensure the execution of all legally required public meetings, records management, and constituent support functions.

Non-personnel costs include operations of the Council's administrative office, district expense allocations (per Resolution 32800, adopted on February 17, 2026), and security expenses related to building screening equipment.

The Council provides essential, legally mandated public services that are foundational to local government. These priority services align directly with the ONE Chattanooga strategic plan.

1. Legislative Governance

The Council drafts, reviews, debates, and adopts ordinances and resolutions that shape city policy, authorize expenditures, and advance the seven priorities of ONE Chattanooga. In the first six months of FY26, the Council approved 63 ordinances and adopted 189 resolutions, demonstrating sustained legislative activity supporting housing, infrastructure, economic development, and early learning.

The \$12,323 additional requested for FY27 will be used to address critical data needs and ensure uninterrupted support for specialized research. This allocation will specifically cover the costs associated with external professional services expertise for complex studies.

2. Transparent and Compliant Public Meetings

The Council conducts all public meetings in compliance with Tennessee Open Meetings law. The administrative staff prepares agendas, minutes, public notices, and hearing advertisements, ensuring transparency and accessibility for residents.

3. Records and Public Information Management

The administrative office manages legislative records in accordance with Tennessee Open Records law and ensures timely, accurate, and legally compliant responses to public information requests.

4. District Engagement and Constituent Support

Councilmembers provide direct constituent assistance, hold district meetings and town halls, and participate in community engagement efforts that encourage access to government and strengthen problem solving in neighborhoods.

Budget Highlights

- **FY27 Budget Request: \$964,493**
- **Personnel costs remain consistent with FY26**
- **Non-personnel costs support district engagement, administrative operations, and mandated public notice and meeting requirements**

Position Requests

- **One additional positions are requested for FY27.**

Future Challenges and Opportunities

The Council will continue to play a critical role in advancing the ONE Chattanooga plan through legislation that supports housing affordability, infrastructure improvements, economic mobility, public health, and early learning. Increasing legislative complexity, rising public expectations for transparency, and continued growth in constituent communication will require sustained administrative capacity. Opportunities exist to strengthen digital access to legislative information, modernize records management processes, and deepen collaboration with the Mayor's Office and community partners.

City of Chattanooga
Operational Budget
Fiscal Year 2027

Row Labels	Actual FY25	Budget FY26	Proposed FY27	Inc (Dec)	
				Proposed vs. Budget	% Change
1100 - General Fund					
A1 - City Council					
CC_A00101 - City Council	742,322	942,657	874,493	(68,164)	-7.23%
CC_A00102 - Council District Expenses	36,862	54,000	90,000	36,000	66.67%
A1 - City Council Total	779,185	996,657	964,493	(32,164)	-3.23%



City of Chattanooga
Operational Budget
Fiscal Year 2027

Row Labels	Actual FY25	Budget FY26	Proposed FY27	Inc (Dec)	
				Proposed vs. Budget	% Change
1100 - General Fund					
A1 - City Council					
Personnel					
Salary and Wages	420,653	442,144	515,241	73,097	16.53%
Fringe Benefits	230,546	283,372	273,047	(10,325)	-3.64%
Personnel Total	651,200	725,516	788,288	62,772	8.65%
Operations					
Services	70,242	198,752	127,367	(71,385)	-35.92%
Materials & Supplies	21,689	14,299	13,399	(900)	-6.29%
Travel Expense	7,248	2,240	1,940	(300)	-13.39%
Vehicle Operating	-	100	100	-	0.00%
Insurance, Claims, and Damages	1,166	500	500	-	0.00%
Capital Outlay	27,090	27,060	2,060	(25,000)	-92.39%
Other Expenses	550	28,190	30,839	2,649	9.40%
Operations Total	127,985	271,141	176,205	(94,936)	-35.01%
A1 - City Council Total	779,185	996,657	964,493	(32,164)	-3.23%



City of Chattanooga
Operational Budget
Fiscal Year 2027

Row Labels	Actual FY25	Budget FY26	Proposed FY27	Inc (Dec)	
				Proposed vs. Budget	% Change
1100 - General Fund					
A1 - City Council					
Personnel					
Salary and Wages					
601101-Regular Employees	406,473	371,577	523,794	152,217	40.97%
601199-Budget - Attrition (Salary)	-	-	(23,006)	(23,006)	0.00%
601201-Overtime	20	-	-	-	0.00%
602301-Personal Leave	12,414	53,082	-	(53,082)	-100.00%
602304-Longevity	1,350	4,800	1,500	(3,300)	-68.75%
602308-Bereavement Pay	396	-	-	-	0.00%
609999-Budget - Salaries & Wages	-	12,685	12,953	268	2.11%
Salary and Wages Total	420,653	442,144	515,241	73,097	16.53%
Fringe Benefits					
611101-FICA (OASDI)	24,063	26,627	32,759	6,132	23.03%
611102-Medicare	5,628	6,228	7,660	1,432	22.99%
611199-Budget - Attrition (Benefits)	-	-	(13,404)	(13,404)	0.00%
611201-General Pension	85,550	89,930	110,639	20,709	23.03%
611206-Other Post-employment Benefits (Civilian)	13,587	25,640	13,800	(11,840)	-46.18%
611301-Hospitalization	74,133	100,199	78,515	(21,684)	-21.64%
611302-Life Insurance Benefit	383	422	478	56	13.27%
611303-Long-Term Disability	661	1,873	1,137	(736)	-39.30%
611304-Health Savings Accounts	10,854	11,483	18,047	6,564	57.16%
611402-Employee Health Savings Acct	27	-	54	54	0.00%
611403-On-site Medical Program	14,200	15,444	17,268	1,824	11.81%
611404-On-site Facility	1,460	1,440	1,560	120	8.33%
619999-Budget - Fringe Benefits	-	4,086	4,534	448	10.96%
Fringe Benefits Total	230,546	283,372	273,047	(10,325)	-3.64%
Personnel Total	651,200	725,516	788,288	62,772	8.65%
Operations					
Services					
702225-IT Maintenance - Licensing	11	-	-	-	0.00%
703202-Cellular Phone Service	4,957	7,000	6,000	(1,000)	-14.29%
703206-Air Cards	5,899	5,000	4,000	(1,000)	-20.00%
704104-Equipment Rental	-	7,500	4,500	(3,000)	-40.00%
704108-Office Machine Rental	1,956	3,500	3,500	-	0.00%
704201-Advertising	5,837	3,353	10,000	6,647	198.24%
704210-Printing	880	60	60	-	0.00%
704215-Security Services	-	1,500	1,000	(500)	-33.33%
704217-Photographic Services	4,650	609	609	-	0.00%
704304-Contractual Personnel Services	-	81,000	-	(81,000)	-100.00%
704306-Dues	460	300	300	-	0.00%
704309-Meeting Expense	14,051	2,000	2,000	-	0.00%
704310-Local Mileage	1,661	200	200	-	0.00%
704311-Miscellaneous Services	212	-	-	-	0.00%
704312-Other Contracted Service	19,204	30,930	3,398	(27,532)	-89.01%
704319-Parking	1,187	1,300	1,300	-	0.00%
704341-Council District Reimbursement	4,287	54,000	90,000	36,000	66.67%
704502-Postage	5	-	-	-	0.00%
704601-Local Registration Fees	4,986	500	500	-	0.00%
Services Total	70,242	198,752	127,367	(71,385)	-35.92%

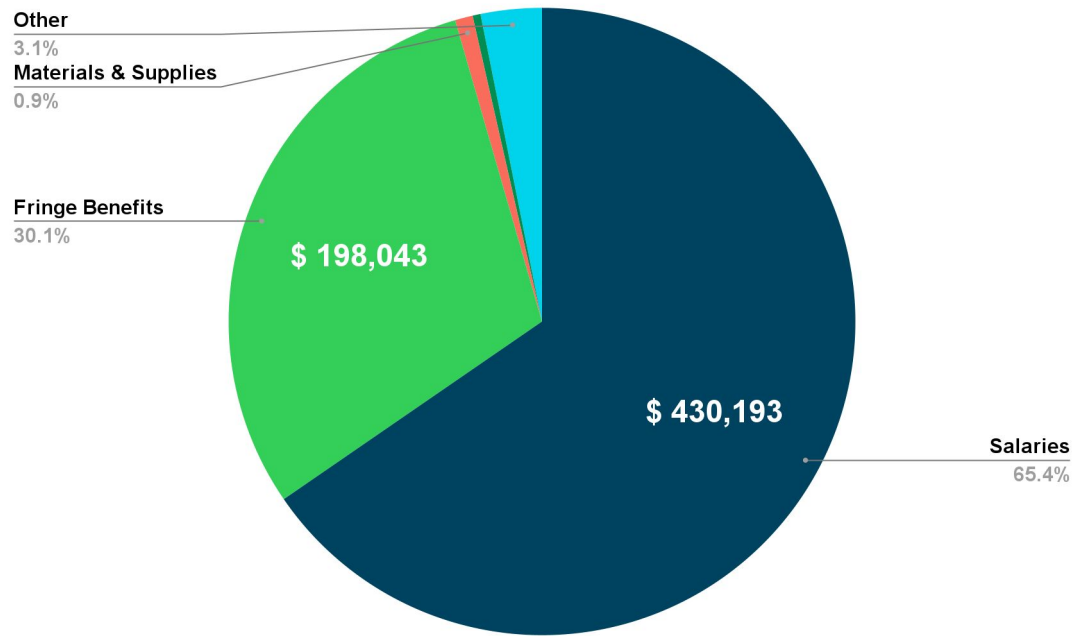
City of Chattanooga
Operational Budget
Fiscal Year 2027

Row Labels	Actual FY25	Budget FY26	Proposed FY27	Inc (Dec)	
				Proposed vs. Budget	% Change
Materials & Supplies					
711101-Audio Visual Supplies	-	250	50	(200)	-80.00%
711102-Books	72	85	85	-	0.00%
711107-Newspapers	-	700	700	-	0.00%
711108-Periodicals, Publications	-	50	50	-	0.00%
711109-Office Supplies & Stationery	2,060	2,214	2,214	-	0.00%
711111-Printer Toner Cartridges	-	600	-	(600)	-100.00%
714106-Cleaning Supplies	26	-	-	-	0.00%
714108-Cultural Arts Supplies	-	100	-	(100)	-100.00%
714117-Food & Ice	17,936	10,000	10,000	-	0.00%
714122-Kitchen & Dining Room Supplies	597	300	300	-	0.00%
714126-Other Materials & Supplies	108	-	-	-	0.00%
714150-Promotional Items	890	-	-	-	0.00%
Materials & Supplies Total	21,689	14,299	13,399	(900)	-6.29%
Travel Expense					
721101-Out-of-town Mileage	147	300	200	(100)	-33.33%
721102-Transportation	1,179	-	-	-	0.00%
721103-Auto Rental	113	400	200	(200)	-50.00%
721201-Hotels	1,751	535	535	-	0.00%
721202-Meals	378	305	305	-	0.00%
721301-Registration Fees	3,583	600	600	-	0.00%
721302-Other Travel Expenses	97	100	100	-	0.00%
Travel Expense Total	7,248	2,240	1,940	(300)	-13.39%
Vehicle Operating					
731402-Fleet Daily Rental	-	100	100	-	0.00%
Vehicle Operating Total	-	100	100	-	0.00%
Insurance, Claims, and Damages					
742503-Fidelity & Surety Bonds	1,166	500	500	-	0.00%
Insurance, Claims, and Damages Total	1,166	500	500	-	0.00%
Capital Outlay					
772112-Computer equipment under 10000	27,090	-	-	-	0.00%
772115-Security Equipment	-	27,060	2,060	(25,000)	-92.39%
Capital Outlay Total	27,090	27,060	2,060	(25,000)	-92.39%
Other Expenses					
781106-Risk Mgmt Allocated Costs	-	15,120	22,769	7,649	50.59%
781301-Fees, Licenses, & Permits	50	70	70	-	0.00%
782220-Sponsorships	500	13,000	8,000	(5,000)	-38.46%
Other Expenses Total	550	28,190	30,839	2,649	9.40%
Operations Total	127,985	271,141	176,205	(94,936)	-35.01%
A1 - City Council Total	779,185	996,657	964,493	(32,164)	-3.23%

FY 2027 Budget City Judge

The Honorable Sherry Paty – City Court Judge

FY27 Expenditures by Category



FY26 Budget	\$638,307
FY27 Proposed	\$657,649
Inc/(Dec)	\$19,342
Change %	3.03%

3 Year Account Summary & Highlight Analysis

	Actual FY25	Budget FY26	Proposed FY27	Inc (Dec) Proposed vs. Budget	% Change
A2 - Judge					
Personnel					
Salary and Wages	390,074	412,719	430,193	17,474	4.23%
Fringe Benefits	178,274	196,813	198,043	1,230	0.62%
Personnel Total	\$568,348	\$609,532	\$628,236	\$ 18,704	3.07%
Operations					
Services	7,975	8,102	2,711	(5,391)	-66.54%
Materials & Supplies	3,991	5,378	6,008	630	11.71%
Travel Expense	5,514	4,715	5,015	300	6.36%
Insurance, Claims, and Damages	50	300	300	-	0.00%
Other Expenses	-	10,280	15,379	5,099	49.60%
Operations Total	\$ 17,530	\$ 28,775	\$ 29,413	\$ 638	2.22%
A2 - Judge Total					
	\$585,877	\$638,307	\$657,649	\$ 19,342	3.03%

Recommended increase: \$19,342

- **Salaries & Benefits \$18,704**
 - Increase \$16,618 for 3% Raise
 - Increase Part-Time \$6,408 offset by reduction in Employment Agencies (Operations)
 - Increase Health 2% and Decreased OPEB Rate for net decreased \$ (2,374)
- **Operations \$638**
 - Decrease in Employment Agencies \$ (4K) and other services \$ (1,391)
 - Addition of Risk Mgmt Allocation \$5,099
 - Increase in Library Supplies \$750



City Judge

FY27 Executive Summary

Description

Sherry Paty is the City Court Judge for the City of Chattanooga. This will be Judge Paty's 22nd year serving as City Court Judge. Judge Paty hears all dockets which involve traffic, speed camera, red light camera, parking, environmental issues, animal issues, fire codes, storm water and zoning matters as well as other ordinances issued by a City Officer or Inspector.

Additionally, Judge Paty administers oaths for new cadets, lateral hires and special commissions with the Chattanooga Police Department and the City of Chattanooga.

Citations for City Court are typically issued by the Chattanooga Police Department, Fire Department, Department of Economic and Community Development, McKamey Animal Services and NovaGlobal.

Vision

To conduct Court in accordance with the laws of the State of Tennessee and the ordinances of the City of Chattanooga.

Mission

Serve the citizens of the City of Chattanooga as duly sworn to uphold the laws of the State of Tennessee and Ordinances of the City of Chattanooga.

Trends

Hears cases daily that include traffic, speed camera, red light camera, parking, environmental issues, animal issues, fire codes, storm water and zoning matters. Judge Paty has implemented a payment plan to allow defendants to make payments on unpaid fines and court costs to get their license reinstated with the State of Tennessee as required by the Department of Safety and Homeland Security. Judge Paty reviews requests for a lump sum payment to resolve delinquent fines and court costs.

Budget Overview

Continue to hear all cases for the City Court of Chattanooga. Continues to approve payment plans for the purpose of reinstating suspended driver's licenses in accordance with the requirements of the Department of Safety and Homeland Security.

Budget Highlights

- Judge Paty hears citations issued by the Chattanooga Police Department, Fire Department, Department of Economic and Community Development, McKamey Animal Services and NovaGlobal. Each case is heard by an in-person hearing, requests for waiver of court appearance and by default judgment. The maximum amount allowed for fine is \$50.00 plus court costs per violation.
- City Court has been working with the Tennessee Department of Safety to allow defendants an opportunity to get on a payment plan for their unpaid court costs and fines. This allows a defendant's driving privileges to be restored so long as they do not default on their payment plan.
- Judge Paty's staff consists of: Stacie Peardon (Court Administrator), Gregory Beck (Court Officer), Samuel Blakemore (Court Officer), and temporary staff: Rita Haskew, Debbie Phillips, Manny Rico and Pat Brown. Each temporary staff member has a minimum of ten (10) years experience. The temporary staff fill in during times that Judge Paty's staff are off. This allows a seamless transition and court operations are not interrupted.

Position Requests

- There are no new positions requests for FY27. However, we have 2 on-call part time budgeted authorizations that are currently vacant. The actual individuals providing this support are being paid through 22nd Century Technologies. The plan for FY26 is to hire these individuals into these vacant part time positions. Therefore, removing the need for having a budget for employment agencies in FY27 and is reflected in an increase for part time salaries.

Future Challenges and Opportunities

Judge Paty strives to fulfill her duties as the elected Judge of City Court. She continues to maintain integrity in the courtroom and upholds the ordinances of the City of Chattanooga. Judge Paty is currently the President of the Tennessee Municipal Judges Conference.

City of Chattanooga
Operational Budget
Fiscal Year 2027

Row Labels	Actual FY25	Budget FY26	Proposed FY27	Inc (Dec)	
				Proposed vs. Budget	% Change
A2 - Judges					
CC_A00201 - City Judges Division 1	585,877	638,307	657,649	19,342	3.03%
A2 - Judges Total	585,877	638,307	657,649	19,342	3.03%



City of Chattanooga
Operational Budget
Fiscal Year 2027

Row Labels	Actual FY25	Budget FY26	Proposed FY27	Inc (Dec)	
				Proposed vs. Budget	% Change
A2 - Judges					
Personnel					
Salary and Wages	390,074	412,719	430,193	17,474	4.23%
Fringe Benefits	178,274	196,813	198,043	1,230	0.62%
Personnel Total	568,348	609,532	628,236	18,704	3.07%
Operations					
Services	7,975	8,102	2,711	(5,391)	-66.54%
Materials & Supplies	3,991	5,378	6,008	630	11.71%
Travel Expense	5,514	4,715	5,015	300	6.36%
Insurance, Claims, and Damages	50	300	300	-	0.00%
Other Expenses	-	10,280	15,379	5,099	49.60%
Operations Total	17,530	28,775	29,413	638	2.22%
A2 - Judges Total	585,877	638,307	657,649	19,342	3.03%



City of Chattanooga
Operational Budget
Fiscal Year 2027

Row Labels	Actual FY25	Budget FY26	Proposed FY27	Inc (Dec)	
				Proposed vs. Budget	% Change
A2 - Judges					
Personnel					
Salary and Wages					
601101-Regular Employees	347,408	328,716	386,739	58,023	17.65%
601103-Part Time Employees	9,497	17,162	23,570	6,408	37.34%
601201-Overtime	20	-	-	-	0.00%
602101-Uniform Allowance	500	-	-	-	0.00%
602105-Cellphone Allowance	1,200	1,200	1,200	-	0.00%
602301-Personal Leave	27,173	46,959	-	(46,959)	-100.00%
602304-Longevity	4,275	6,150	6,375	225	3.66%
609999-Budget - Salaries & Wages	-	12,532	12,309	(223)	-1.78%
Salary and Wages Total	390,074	412,719	430,193	17,474	4.23%
Fringe Benefits					
611101-FICA (OASDI)	20,735	22,304	23,533	1,229	5.51%
611102-Medicare	5,360	5,784	6,042	258	4.46%
611201-General Pension	79,337	79,954	82,317	2,363	2.96%
611206-Other Post-employment Benefits (Civilian)	12,348	22,796	20,476	(2,320)	-10.18%
611301-Hospitalization	52,463	53,299	53,211	(88)	-0.17%
611302-Life Insurance Benefit	166	212	212	-	0.00%
611303-Long-Term Disability	570	1,083	552	(531)	-49.03%
611403-On-site Medical Program	6,816	6,864	6,912	48	0.70%
611404-On-site Facility	480	480	480	-	0.00%
619999-Budget - Fringe Benefits	-	4,037	4,308	271	6.71%
Fringe Benefits Total	178,274	196,813	198,043	1,230	0.62%
Personnel Total	568,348	609,532	628,236	18,704	3.07%
Operations					
Services					
704108-Office Machine Rental	598	1,000	600	(400)	-40.00%
704306-Dues	1,415	1,750	1,700	(50)	-2.86%
704307-Employment Agencies	5,951	4,000	-	(4,000)	-100.00%
704309-Meeting Expense	-	200	100	(100)	-50.00%
704310-Local Mileage	-	1,000	200	(800)	-80.00%
704313-Recording Documents	2	2	2	-	0.00%
704319-Parking	-	100	59	(41)	-41.00%
704502-Postage	-	50	50	-	0.00%
704705-Credit Card Use Charge	9	-	-	-	0.00%
Services Total	7,975	8,102	2,711	(5,391)	-66.54%
Materials & Supplies					
711101-Audio Visual Supplies	-	340	100	(240)	-70.59%
711106-Library Supplies	1,655	1,250	2,000	750	60.00%
711107-Newspapers	-	408	408	-	0.00%
711109-Office Supplies & Stationery	394	1,000	1,000	-	0.00%
711111-Printer Toner Cartridges	320	520	500	(20)	-3.85%
714106-Cleaning Supplies	-	110	100	(10)	-9.09%
714107-Clothing	-	250	250	-	0.00%
714117-Food & Ice	-	100	50	(50)	-50.00%
714122-Kitchen & Dining Room Supplies	183	-	-	-	0.00%
714126-Other Materials & Supplies	599	400	600	200	50.00%
714143-Event Planning, Services and Catering	840	1,000	1,000	-	0.00%

City of Chattanooga
Operational Budget
Fiscal Year 2027

Row Labels	Actual FY25	Budget FY26	Proposed FY27	Inc (Dec)	
				Proposed vs. Budget	% Change
Materials & Supplies Total	3,991	5,378	6,008	630	11.71%
Travel Expense					
721101-Out-of-town Mileage	-	400	200	(200)	-50.00%
721102-Transportation	729	800	800	-	0.00%
721103-Auto Rental	762	700	700	-	0.00%
721201-Hotels	2,233	1,100	1,400	300	27.27%
721202-Meals	319	350	350	-	0.00%
721301-Registration Fees	1,470	1,300	1,500	200	15.38%
721302-Other Travel Expenses	-	65	65	-	0.00%
Travel Expense Total	5,514	4,715	5,015	300	6.36%
Insurance, Claims, and Damages					
742503-Fidelity & Surety Bonds	50	300	300	-	0.00%
Insurance, Claims, and Damages Total	50	300	300	-	0.00%
Other Expenses					
781106-Risk Mgmt Allocated Costs	-	10,080	15,179	5,099	50.59%
781301-Fees, Licenses, & Permits	-	200	200	-	0.00%
Other Expenses Total	-	10,280	15,379	5,099	49.60%
Operations Total	17,530	28,775	29,413	638	2.22%
A2 - Judges Total	585,877	638,307	657,649	19,342	3.03%

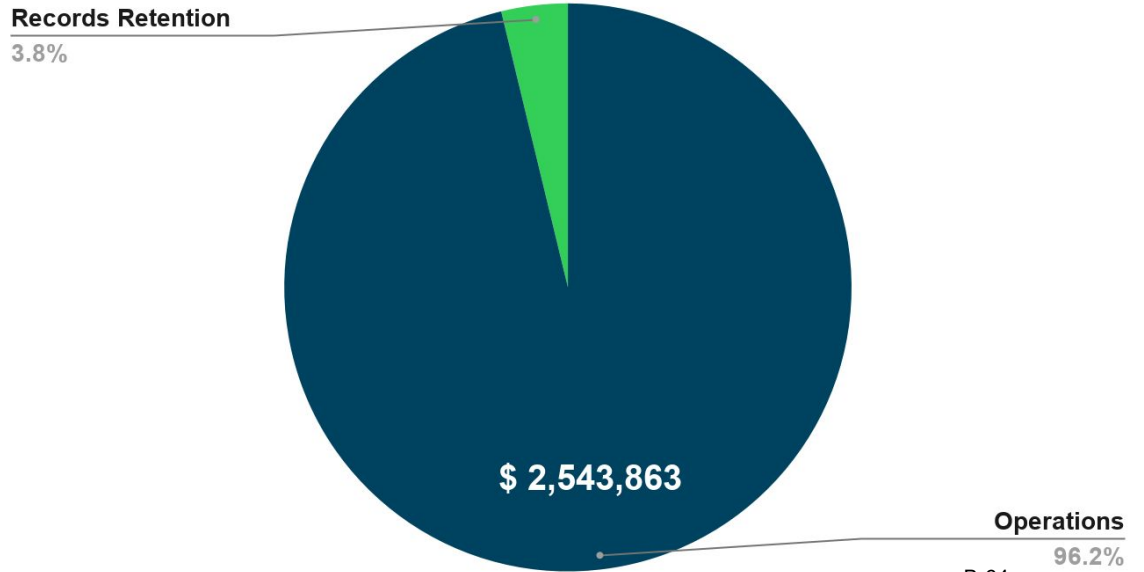
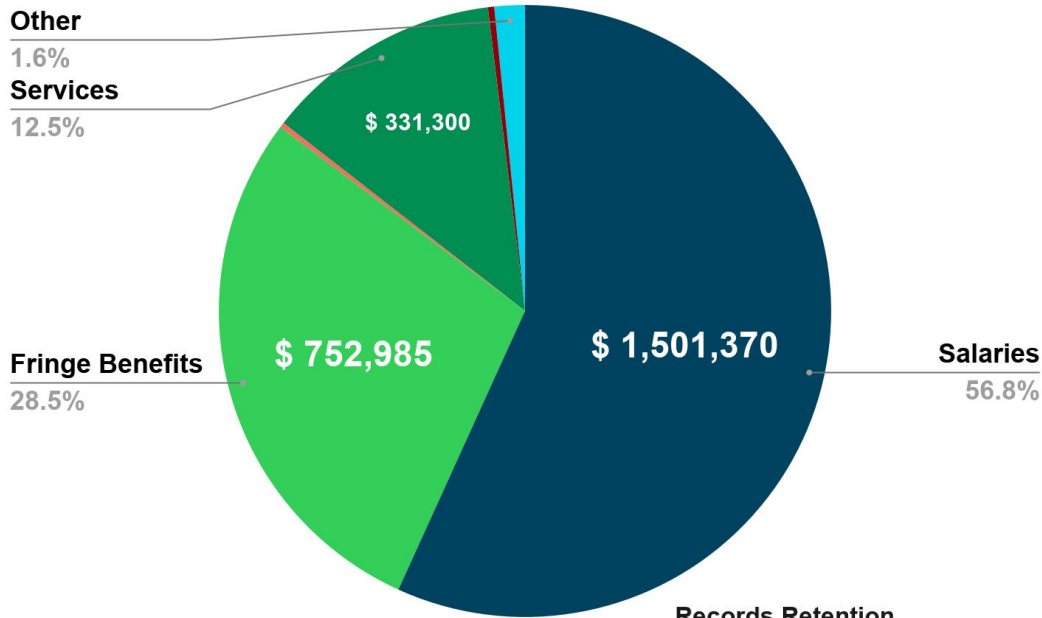
FY 2027 Budget City Attorney

Phil Noblett – City Attorney

Divisions

- Office of City Attorney
- Records Retention Management

FY27 Expenditures by Category



FY26 Budget	\$2,444,121
FY27 Proposed	\$2,643,863
Inc/(Dec)	\$199,742
Change %	8.17%

3 Year Account Summary & Highlight Analysis

	Actual FY25	Budget FY26	Proposed FY27	Inc (Dec) Proposed vs. Budget	% Change
A3 - City Attorney					
Personnel					
Salary and Wages	1,350,217	1,475,609	1,501,370	25,761	1.75%
Fringe Benefits	630,163	749,692	752,985	3,293	0.44%
Personnel Total	\$ 1,980,380	\$ 2,225,301	\$ 2,254,355	\$ 29,054	1.31%
Operations					
Services	138,750	134,685	331,300	196,615	145.98%
Materials & Supplies	56,598	40,000	6,925	(33,075)	-82.69%
Travel Expense	7,979	6,100	7,980	1,880	30.82%
Vehicle Operating	6,827	8,697	8,747	50	0.57%
Insurance, Claims, and Damages	350	500	500	-	0.00%
Capital Outlay	696	800	-	(800)	-100.00%
Other Expenses	1,451	28,038	34,056	6,018	21.46%
Operations Total	\$ 212,651	\$ 218,820	\$ 389,508	\$ 170,688	78.00%
A3 - City Attorney Total	\$ 2,193,031	\$ 2,444,121	\$ 2,643,863	\$ 199,742	8.17%

Recommended increase: \$199,742

- **Salaries & Benefits \$29,054**
 - Transferred out Compliance Offer to Risk Fund **\$ (112K)**
 - Increase in Salaries due to reclassification of Personnel \$51,832
 - Increase of 3% Raise \$59,162
 - Attrition reduction increased \$16K (less vacancies)
- **Operations \$170,688**
 - Added Legal Services \$200K
 - Decreased Warehouse Storage and Delivery **\$ (5K)**
 - Decreased Library Supplies **\$ (31,500)** mainly due to software Lexis Nexis covered under DTS
 - Increase of Risk Allocation \$9,648
 - Increased Employment Agencies \$4K



City Attorney Operations FY27 Executive Summary

Description

The City Attorney's Office handles all in-house legal matters for the City of Chattanooga. The expected fully staffed complement of eight (8) attorneys in this office during FY2027 will handle and provide legal advice and expertise regarding civil litigation, contracts, real estate, public information requests, employment matters, claims, compliance, federal and state regulations, environmental matters, civil and criminal court subpoenas, on-job injury claims, federal and state litigation and other legal matters that involve the City and its employees. This office when fully staffed will have an impact on citizen satisfaction with city services.

Vision

The City Attorney's Office is a forward-thinking and dynamic department that strives to be a proactive legal and compliance resource for city executive and legislative officials and employees of the highest quality.

Mission

The mission of the City Attorney's Office is to deliver high-quality legal services to the City of Chattanooga in a responsive, proactive, creative, and timely manner so that the Mayor and City Council can lawfully govern and provide the community the highest level of service effectively. Section 3.63 of the City Charter describes the duties of the City Attorney as follows:

It shall be the duty of the City Attorney to give legal advice to the Mayor and City Council, and all other officers and boards of the City in the discharge of their official duties. If required, the City Attorney shall give opinions in writing, and they shall be preserved for reference. It shall be the City Attorney's duty to prosecute or defend all suits for or against the City and to attend to such other legal business as may be prescribed by the Mayor and/or City Council. It shall also be the City Attorney's duty, either in person or by an assistant, to appear and prosecute cases in the City Court when called upon by the Mayor or any Council Member, or the City Judge. The City Attorney shall prepare all contracts, bonds and instruments in writing when called upon by the Mayor or any Council Member. The City Attorney's Office shall give its first-time attention to the City's legal business.

The City Attorney may settle or compromise and authorize payments from the legal liability fund for any expenditures, contracts, requisitions, and vouchers in the amounts set forth in Chattanooga City Code §§ [2-549](#) or [2-551](#) without seeking City Council approval.

In fulfilling these duties, the City Attorney's Office will provide its core functions in each of the following areas: (1) Litigation; (2) Administrative/Transactional; (3) Claims; (4) Open Records; and (5) Compliance:

(1) Litigation Division: Attorneys in this office represent the City in matters pending in various forums, including matters involving civil rights and employee claims, contracts and construction disputes, environmental issues, on-job injuries, disciplinary appeals, and First Amendment matters in federal and state courts. Attorneys in this office handle on-Job Injury claims and Administrative hearings involving employee appeals from disciplinary action to Administrative Law Judges under contract with the State of Tennessee. Additionally, the City Attorney's office defends the City and its employees in state court governmental negligence actions and pursues claims where the City is a victim of property damage. This office has budgeted positions for the City Attorney, Deputy City Attorney, two Attorney 2 and now has four Attorney 1 positions to avoid outside counsel costs where possible and to provide continued exemplary representation of the City and its employees.

(2) Administrative/Transactional Division: Attorneys in this office handle all corporate, commercial, tax, and real estate matters involving the City. Attorneys also approve all contracts entered into by the City and provide formal and informal legal opinions of how the law affects various agencies of the City. Attorneys in this Office provide legal support for multiple governmental entities such as the Industrial Development Board, the Health, Educational, and Housing Facilities Board, the Sports Authority for the City and County, the Land Bank Authority, the Chattanooga Downtown Development Resource Corporation, and the Sports Authority for the City among other governmental corporations. This office also handles delinquent tax and tax sale advice involving properties and potential new sources for housing resources in the City.

(3) Claims: The Claims investigator in prior budgets is not included for FY 2027 as that position has been transferred to Risk Management. The City Attorney continues to be responsible for the final approval of pre-litigation claims for damages against the City of Chattanooga less than fifty thousand dollars within a legal liability reserve fund and

resolving settlement of all such claims under the direction of the City Attorney and the approval of City Council under Section 2-49 of the City Code. In addition, Risk Management is also responsible for pursuing claims resulting from damage to City-owned property by third parties and maintaining records on risk and needs for insurance protection for City-owned properties. The City Attorney is currently provided ORIGAMI access to resolve claims coming from Risk Management in this year's operational budget since the City Attorney is required to approve all requisitions and vouchers for settlements by Section 2-49 of the City Code.

(4) Open Records: The Public Records Manager is within the City Attorney's Office and is responsible for responding to, researching, and gathering all information, data, and documents requested through an in person and/or electronic open records request to various departments in the City. Additionally, the Public Records Manager provides guidance on document retention and e-discovery during litigation and provides for offsite and electronic storage of governmental records under the review and approval of the City Attorney.

(5) Compliance: The Compliance Officer currently works with the City Attorney to ensure that the City remains in compliance with Title VI of the 1964 Civil Rights Act and LEP goals for communication with City citizens. This role provides additional compliance support as needed by the Human Resources Department and Equity and Community Engagement, with the goal of having a centralized point of contact to report all compliance matters.

Trends

This FY27 Budget will continue to involve municipal growth opportunities that will utilize this office for advice on housing challenges for its citizens, transition of several areas in the community from manufacturing facilities with environmental issues to different uses in our community which will continue growth in opportunities in our community.

This Fiscal Year will continue to require defense of multiple governmental litigation matters and evaluation of potential claims, contractual and purchasing advice on drafting and legal support for the City and its governmental entities on bond issuances and Tax Increment Financing and PILOT matters for the benefit of this community as allowed by current law. This Fiscal Year this office will continue to handle and pursue claims that can be resolved more quickly where warranted. The Public Records Manager is expected to handle approximately 9,000 public records requests in FY27, and it can be expected that this number will increase due to the assistance of electronic resources and requests in the next Budget for FY27. The Compliance Officer has also attempted to engage translation services to better achieve LEP goals to respond to persons of different languages and cultures in our community during the fiscal year.

Budget Overview

The City Attorney's Office has clearly needed to get back to full strength this fiscal year (FY27) since it has been understaffed for the past 2 years, even though positions were vacant. Two vacancies during FY25, one vacancy for Deputy City Attorney in February 2026, and two newly filled positions (as of February and March 2026) have saved money on professional and benefits costs for this office which were needed during FY26.

Compensation challenges which have been identified in prior reviews remain. Over time, pay within the same job classifications has become uneven, resulting in salary compression and disparities among OCA employees performing substantially similar duties. These concerns were noted in the Ernst & Young study and contributed to the creation of the Legal Office Manager position in FY26. In addition, several legal professional positions have proven difficult to fill in FY26 due to compensation levels that are not competitive with comparable public-sector and market positions. Extended vacancies have increased workload strain on existing staff, and this office experienced both declined offers and the loss of staff in FY25 and FY26 due to higher compensation offered by other government agencies and private employers.

While the overall budget remains flat for FY27, the Administration has implemented a strategic and targeted investment to increase compensation for the Attorney I and Attorney II classifications. These positions have received a 2.43% adjustment, totaling \$56,382. This focused adjustment is intended to help alleviate current compensation challenges, improve recruitment competitiveness, and support retention within these critical Attorney Staff professional legal roles.

Although the current budget request does not include broader salary adjustments due to the flat budget directive, the City Attorney remains committed to addressing internal pay inequities, reducing salary compression, and strengthening recruitment and retention efforts. This office will continue to evaluate financial conditions and available resources throughout the fiscal year in connection with the Administration to determine opportunities to responsibly implement additional targeted compensation adjustments for staff. Addressing these structural compensation concerns remains a priority, as failure to do so could result in greater financial and operational impacts over time.

This office has finally received elevator access in 2025 which has been disabled for the past two years. This office did receive new carpeting during FY25 which had previously been in place since 2009. During FY27 it is expected that employees working in other locations can all be reunited in OCA due to pending office improvements this year. There is no estimated timing for window replacements for OCA requested during previous FYs which are currently being provided to other floors of the City Hall Annex during the current renovation projects. Cold weather remains a problem for attorneys and staff on the second floor of the Annex..

The Tennessee General Assembly did not approve HB0004/SB0418 on Tort Liability and Reform during FY26 but it is a concern that such legislation may be promoted again in FY27. . This bill proposed to Increase the amount that a person may recover in an action brought against a local governmental entity under the Tennessee Governmental Tort Liability Act for claims brought on or after July 1, 2025, to \$750,000 for the bodily injury or death of one person in one accident, \$1,500,000 for the bodily injury or death of all persons in one accident, and \$250,000 for the injury or destruction of property of others in one accident.

The current TGTLA limits which were set in 2007 are \$300,000 for the bodily injury or death of one person in one accident, \$700,000 for the bodily injury or death of all persons in one accident, and \$100,000 for the

injury or destruction of property of others in one accident. If this legislation more than doubles the current amount of governmental exposure on personal injuries and property damage during FY27, there will have to be significant increases in the FY27 budget Judgment and Costs 6511 Liability Fund to cover future potential liability exposure for claims and judgments going forward.

Budget Highlights

- In FY26, 2 additional staff attorneys and one Special Assistant attorney assigned to work with the US Attorney from the Police Department were added after a long-term vacancy for those positions.
- The Deputy City Attorney has retired from her budgeted position on February 20, 2026
- The addition of these positions and the position of Legal Office Manager and possibly a Paralegal position for real property and contract tracking assistance will continue to require higher costs (for FY27) in the following categories:
 - Personnel and Benefits
 - Training Costs
 - Dues/Registration/Fees, Licenses and Permits

Position Requests

- Due to the transfer of the position, Special Assistant City Attorney (from Police Department) in FY25, personnel costs will continue to need to be adjusted accordingly in FY27 with the OCA budget.
- The Ernst and Young report provided to Finance in FY24 indicated the need for an additional Paralegal position for this office to assist in the development of low-risk contract reviews and enhanced support roles in litigation.
- The Ernst and Young report further indicated the need for an additional position Legal Office Manager which is in effect for FY27

Future Challenges and Opportunities

Due to the professional licensure and the exempt status of our professional employees it has been incredibly difficult to maintain attorneys and staff at our current rates of pay and the unavailability of advancement for long term attorneys to

the single Staff Attorney 2 position for attorneys who are well experienced and meet the qualifications for higher pay. This office lost its previous Deputy City Attorney position on February 20, 2026 who had great personal knowledge of transactional and real estate law which will have to be resolved by other legal professionals inside or outside the City Attorney's office due to current work loads.

Recent discussions with applicants in attempts to rehire have been requesting higher pay ranges for professional staff which resulted in multiple applicants turning down employment with the City due to current pay levels. The City Attorney has chosen not to hire new applicants at a much higher rate of pay than current employees who receive lesser pay based on their knowledge of city issues and who have identical or higher experience levels as attorneys than applicants for new positions. The City Attorney will continue to monitor and provide input on comparable rates of professional legal services which are often seen in payments for outside counsel rates in conflict of interest situations instead of lower inhouse rates provided to City legal staff.

The City Attorney continues to be concerned about access to Risk Management and Claims software on settlements that are required to be approved by the City Attorney with limited one person access to Origami software in this office. The City Attorney is also concerned about the potential increases in the Tennessee Governmental Tort Liability Act during this FY27 for funding of the 6511 fund which may more than double the exposure of the City to pending and future claims and litigation exposure as a self-insured governmental entity. Due to these concerns the City Attorney has proposed specific override salary adjustments for legal professionals during FY27 subject to funding availability.

City of Chattanooga
Operational Budget
Fiscal Year 2027

Row Labels	Actual FY25	Budget FY26	Proposed FY27	Inc (Dec)	
				Proposed vs. Budget	% Change
A3 - City Attorney					
CC_A00301 - City Attorney Operations	2,107,550	2,339,121	2,543,863	204,742	8.75%
CC_A00302 - Records Retention Management	85,482	105,000	100,000	(5,000)	-4.76%
A3 - City Attorney Total	2,193,031	2,444,121	2,643,863	199,742	8.17%



City of Chattanooga
Operational Budget
Fiscal Year 2027

Row Labels	Actual FY25	Budget FY26	Proposed FY27	Inc (Dec)	
				Proposed vs. Budget	% Change
A3 - City Attorney					
Personnel					
Salary and Wages	1,350,217	1,475,609	1,501,370	25,761	1.75%
Fringe Benefits	630,163	749,692	752,985	3,293	0.44%
Personnel Total	1,980,380	2,225,301	2,254,355	29,054	1.31%
Operations					
Services	138,750	134,685	331,300	196,615	145.98%
Materials & Supplies	56,598	40,000	6,925	(33,075)	-82.69%
Travel Expense	7,979	6,100	7,980	1,880	30.82%
Vehicle Operating	6,827	8,697	8,747	50	0.57%
Insurance, Claims, and Damages	350	500	500	-	0.00%
Capital Outlay	696	800	-	(800)	-100.00%
Other Expenses	1,451	28,038	34,056	6,018	21.46%
Operations Total	212,651	218,820	389,508	170,688	78.00%
A3 - City Attorney Total	2,193,031	2,444,121	2,643,863	199,742	8.17%



City of Chattanooga
Operational Budget
Fiscal Year 2027

Row Labels	Actual FY25	Budget FY26	Proposed FY27	Inc (Dec)	
				Proposed vs. Budget	% Change
A3 - City Attorney					
Personnel					
Salary and Wages					
601101-Regular Employees	1,196,105	1,272,687	1,460,783	188,096	14.78%
601199-Budget - Attrition (Salary)	-	(29,000)	(13,016)	15,984	-55.12%
601201-Overtime	1,944	-	-	-	0.00%
601202-Compensatory Time	762	-	-	-	0.00%
602105-Cellphone Allowance	2,160	2,160	2,880	720	33.33%
602301-Personal Leave	139,977	181,813	-	(181,813)	-100.00%
602303-Final Leave Payout	217	-	-	-	0.00%
602304-Longevity	6,750	7,950	6,900	(1,050)	-13.21%
602306-Call Back Pay	291	-	-	-	0.00%
602308-Bereavement Pay	2,011	-	-	-	0.00%
609999-Budget - Salaries & Wages	-	39,999	43,823	3,824	9.56%
Salary and Wages Total	1,350,217	1,475,609	1,501,370	25,761	1.75%
Fringe Benefits					
611101-FICA (OASDI)	79,389	90,074	90,576	502	0.56%
611102-Medicare	18,716	21,204	21,282	78	0.37%
611199-Budget - Attrition (Benefits)	-	(20,000)	(8,677)	11,323	-56.62%
611201-General Pension	282,238	306,237	307,331	1,094	0.36%
611206-Other Post-employment Benefits (Civilian)	47,558	87,308	76,444	(10,864)	-12.44%
611301-Hospitalization	160,271	199,703	210,948	11,245	5.63%
611302-Life Insurance Benefit	784	932	884	(48)	-5.15%
611303-Long-Term Disability	2,545	5,472	2,613	(2,859)	-52.25%
611304-Health Savings Accounts	9,452	12,826	6,531	(6,295)	-49.08%
611402-Employee Health Savings Acct	27	-	27	27	0.00%
611403-On-site Medical Program	27,264	30,888	27,648	(3,240)	-10.49%
611404-On-site Facility	1,920	2,160	2,040	(120)	-5.56%
619999-Budget - Fringe Benefits	-	12,888	15,338	2,450	19.01%
Fringe Benefits Total	630,163	749,692	752,985	3,293	0.44%
Personnel Total	1,980,380	2,225,301	2,254,355	29,054	1.31%
Operations					
Services					
701102-Auditing & Accounting Services	1,043	1,500	1,500	-	0.00%
701109-Legal Services	-	-	200,000	200,000	0.00%
702221-IT Maintenance	(55)	-	-	-	0.00%
703206-Air Cards	1,764	2,000	2,000	-	0.00%
704108-Office Machine Rental	4,941	4,700	4,700	-	0.00%
704201-Advertising	3,847	4,700	3,000	(1,700)	-36.17%
704208-Contracted Repair	20,775	1,500	1,500	-	0.00%
704209-Copying	-	1,000	500	(500)	-50.00%
704210-Printing	-	300	-	(300)	-100.00%
704211-Court Costs	-	1,500	1,500	-	0.00%
704228-Translation Service	10	350	350	-	0.00%
704306-Dues	12,976	4,885	4,200	(685)	-14.02%
704307-Employment Agencies	-	-	4,000	4,000	0.00%
704309-Meeting Expense	102	750	500	(250)	-33.33%
704310-Local Mileage	312	300	100	(200)	-66.67%
704313-Recording Documents	71	400	300	(100)	-25.00%
704319-Parking	18	50	50	-	0.00%

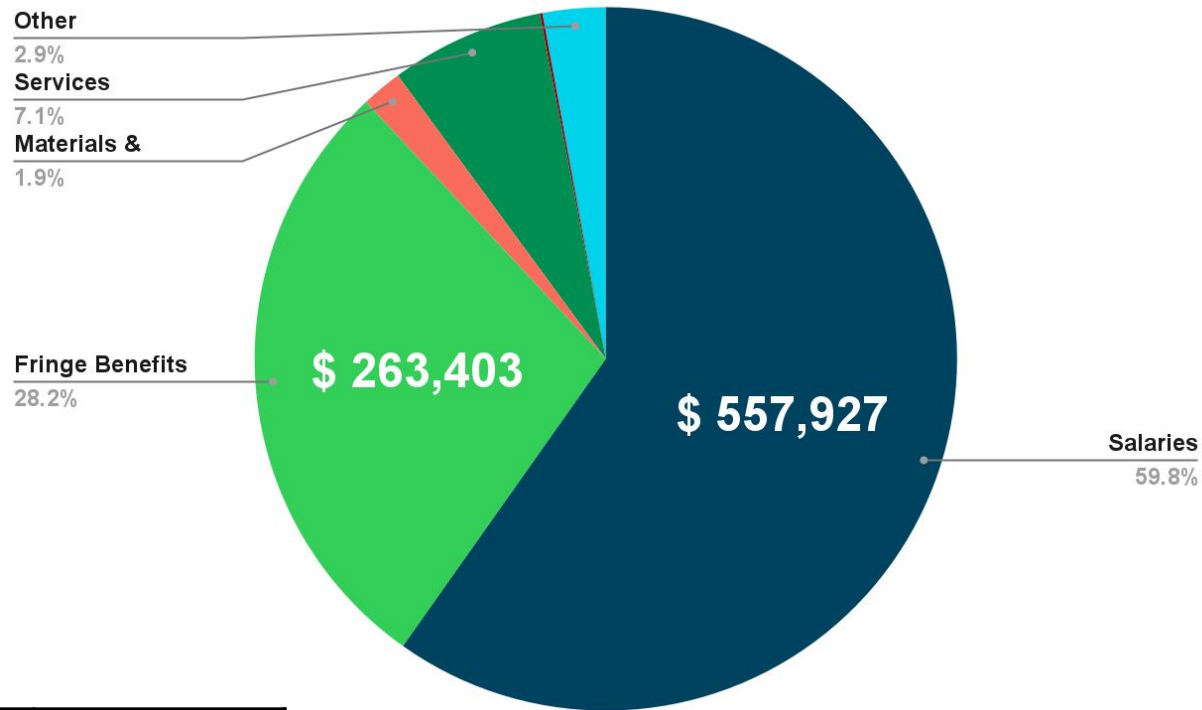
City of Chattanooga
Operational Budget
Fiscal Year 2027

Row Labels	Actual FY25	Budget FY26	Proposed FY27	Inc (Dec)	
				Proposed vs. Budget	% Change
704340-Shredding and Recycling Services	158	200	200	-	0.00%
704403-Disputed Purchasing Card Expense	14	-	-	-	0.00%
704501-Freight, Express & Drayage	724	350	350	-	0.00%
704502-Postage	2,017	2,000	2,000	-	0.00%
704503-Warehouse Storage and Delivery	85,482	105,000	100,000	(5,000)	-4.76%
704601-Local Registration Fees	3,767	1,500	3,000	1,500	100.00%
704602-Training Costs	-	1,500	750	(750)	-50.00%
704705-Credit Card Use Charge	786	200	800	600	300.00%
Services Total	138,750	134,685	331,300	196,615	145.98%
Materials & Supplies					
711104-Forms & Printed Material	-	1,000	-	(1,000)	-100.00%
711106-Library Supplies	51,580	34,000	2,500	(31,500)	-92.65%
711107-Newspapers	-	500	425	(75)	-15.00%
711109-Office Supplies & Stationery	4,761	4,000	3,500	(500)	-12.50%
711110-Technology Accessories & Supplies	-	100	100	-	0.00%
714117-Food & Ice	257	400	400	-	0.00%
Materials & Supplies Total	56,598	40,000	6,925	(33,075)	-82.69%
Travel Expense					
721101-Out-of-town Mileage	432	500	500	-	0.00%
721102-Transportation	-	300	500	200	66.67%
721201-Hotels	1,841	3,000	3,000	-	0.00%
721202-Meals	1,079	800	800	-	0.00%
721301-Registration Fees	2,433	1,200	2,000	800	66.67%
721302-Other Travel Expenses	2,195	300	1,180	880	293.33%
Travel Expense Total	7,979	6,100	7,980	1,880	30.82%
Vehicle Operating					
731102-Gasoline	23	200	200	-	0.00%
731301-Car Wash	23	-	50	50	0.00%
731401-Fleet Leased Vehicle	6,780	8,497	8,497	-	0.00%
Vehicle Operating Total	6,827	8,697	8,747	50	0.57%
Insurance, Claims, and Damages					
742503-Fidelity & Surety Bonds	350	500	500	-	0.00%
Insurance, Claims, and Damages Total	350	500	500	-	0.00%
Capital Outlay					
772111-Computer Software under 25000	636	700	-	(700)	-100.00%
772112-Computer equipment under 10000	60	100	-	(100)	-100.00%
Capital Outlay Total	696	800	-	(800)	-100.00%
Other Expenses					
781106-Risk Mgmt Allocated Costs	-	22,608	32,256	9,648	42.68%
781301-Fees, Licenses, & Permits	1,239	5,130	1,500	(3,630)	-70.76%
782201-Awards	213	300	300	-	0.00%
Other Expenses Total	1,451	28,038	34,056	6,018	21.46%
Operations Total	212,651	218,820	389,508	170,688	78.00%
A3 - City Attorney Total	2,193,031	2,444,121	2,643,863	199,742	8.17%

FY 2027 Budget Internal Audit

Stan Sewell – City Auditor

FY27 Expenditures by Category



FY26 Budget	\$911,170
FY27 Proposed	\$932,974
Inc/(Dec)	\$21,804
Change %	2.39%

3 Year Account Summary & Highlight Analysis

	Actual FY25	Budget FY26	Proposed FY27	Inc (Dec) Proposed vs. Budget	% Change
A4 - Internal Audit					
Personnel					
Salary and Wages	507,932	541,278	557,927	16,649	3.08%
Fringe Benefits	237,597	262,048	263,403	1,355	0.52%
Personnel Total	\$745,529	\$803,326	\$821,330	\$ 18,004	2.24%
Operations					
Services	45,709	65,840	65,956	116	0.18%
Materials & Supplies	10,809	17,664	17,523	(141)	-0.80%
Travel Expense	14,426	14,550	14,550	-	0.00%
Vehicle Operating	161	1,150	1,150	-	0.00%
Other Expenses	884	8,640	12,465	3,825	44.27%
Operations Total	\$ 71,989	\$107,844	\$111,644	\$ 3,800	3.52%
A4 - Internal Audit Total	\$817,518	\$911,170	\$932,974	\$ 21,804	2.39%

Recommended increase: \$21,804

- **Salaries & Benefits \$18,004**
 - 3% Salary increases
 - Net Increase in benefits costs \$1,355
- **Operations \$3,800**
 - Addition of Risk Management Allocation \$3,825



Office of Internal Audit

FY27 Executive Summary

Description

Pursuant to Article IV of the City's Charter, the Office of Internal Audit (OIA) conducts audits, special projects and investigations (Hotline), as well as provides staffing support for the City's Audit Committee. OIA also provides technical, reference or research information to personnel throughout the City on an informal basis. These services promote transparency and accountability by providing an independent and objective evaluation of the performance of various operations in the City. Various projects/reviews assure governing bodies (Mayor and Council) and the public that the government is managing resources well, complying with laws and regulations, providing services effectively, efficiently, ethically and equitably. Audit findings, survey information and special project reports provide data to support the decision making process. This information promotes the efficient and effective use of resources and prevents/limits fraud, waste and abuse. The internal audit function is itself an internal control that evaluates other internal controls within the City. Although the internal audit function often identifies specific areas for improvement, the most fundamental aspect is the presence of the function in the City. The presence of an active internal audit function encourages high performance by City managers and staff.

The City's Internal Audit function supports all aspects of the ONE Chattanooga Strategic Plan by promoting a responsive government. Internal Audit encourages effectiveness and efficiency in all aspects of the City's operations.

Vision

Government functions best when its citizens have trust in those charged with governance and management. Internal Audit functions provide a level of objective review enhancing citizen trust. In addition, those charged with governance are often removed from detailed activities taking place throughout the City. Internal Audit provides objective information to those charged with governance about various activities occurring within the City government. Government must strive to maximize benefits from the limited resources it has available. Internal Audit serves as a mechanism to increase effectiveness and efficiency, as well as to reduce waste. The presence of an active internal audit function encourages managers and staff throughout the City to operate in an effective manner, regardless of whether the specific area or activity is or has been audited.

Mission

To provide an independent appraisal function within the City and to assist members of the management team, as well as those charged with governance, in the effective discharge of their responsibilities.

Trends

The use of automated working papers has become more standard for Internal Audit functions. Internal Audit functions are making efforts to understand how AI can increase efficiency in the audit process.

Budget Overview

This is a continuation budget with no new staff. Since inception, the office has operated with a City Auditor, four professional auditors and a part-time administrative support position. We have made minor adjustments to a few expense line items to better align with actual expectations. The net impact is a \$25 reduction in the department submitted budgeted operational expenditures for FY27 vs the prior year budget. An overall budget reduction of \$511, as compared to the prior year, is driven by global changes made by Finance regarding Personnel costs. However, with Finance adjustments for FY27 Salary increases and Rate Adjustments, Personnel increased \$18,004, and Operations increased \$3,800.

Budget Highlights

- **This is a continuation budget with no requested increase other than Finance-adjusted Salary & Benefits, along with an increase in Risk Allocation.**

Position Requests

- **No changes.**
-

Future Challenges and Opportunities

As noted previously, it is difficult to maintain the competencies necessary to effectively utilize the City's digital/computerized systems to gather necessary information in support of audit, review and investigative projects as they are modified, upgraded and replaced. Formal (written) policies and procedures are often not updated timely to reflect changes to such systems. Efficiencies could be gained City-wide by ensuring all policies and procedures impacted by new systems are updated at the time the new systems are implemented.

The Office of Internal Audit has a relatively small staff of professionals. These staff are all approaching retirement age. One Senior auditor is well past a normal retirement age. Challenge: As these staff retire, it will be very difficult to replace them with experienced and qualified auditors at current salary levels. Opportunity: Turnover is an opportunity to bring in new staff with differing perspectives and fresh ideas.

City of Chattanooga
Operational Budget
Fiscal Year 2027

Row Labels	Actual FY25	Budget FY26	Proposed FY27	Inc (Dec)	
				Proposed vs. Budget	% Change
A4 - Internal Audit					
CC_A00401 - Internal Audit	817,517	911,170	932,974	21,804	2.39%
A4 - Internal Audit Total	817,517	911,170	932,974	21,804	2.39%



City of Chattanooga
Operational Budget
Fiscal Year 2027

Row Labels	Actual FY25	Budget FY26	Proposed FY27	Inc (Dec)	
				Proposed vs. Budget	% Change
A4 - Internal Audit					
Personnel					
Salary and Wages	507,932	541,278	557,927	16,649	3.08%
Fringe Benefits	237,597	262,048	263,403	1,355	0.52%
Personnel Total	745,529	803,326	821,330	18,004	2.24%
Operations					
Services	45,709	65,840	65,956	116	0.18%
Materials & Supplies	10,809	17,664	17,523	(141)	-0.80%
Travel Expense	14,426	14,550	14,550	-	0.00%
Vehicle Operating	161	1,150	1,150	-	0.00%
Other Expenses	884	8,640	12,465	3,825	44.27%
Operations Total	71,988	107,844	111,644	3,800	3.52%
A4 - Internal Audit Total	817,517	911,170	932,974	21,804	2.39%



City of Chattanooga
Operational Budget
Fiscal Year 2027

Row Labels	Actual FY25	Budget FY26	Proposed FY27	Inc (Dec)	
				Proposed vs. Budget	% Change
A4 - Internal Audit					
Personnel					
Salary and Wages					
601101-Regular Employees	459,050	430,795	509,596	78,801	18.29%
601103-Part Time Employees	6,140	22,373	23,052	679	3.03%
602105-Cellphone Allowance	3,600	3,600	3,600	-	0.00%
602301-Personal Leave	32,237	61,542	-	(61,542)	-100.00%
602304-Longevity	4,875	5,175	5,700	525	10.14%
602308-Bereavement Pay	2,029	-	-	-	0.00%
609999-Budget - Salaries & Wages	-	17,793	15,979	(1,814)	-10.20%
Salary and Wages Total	507,932	541,278	557,927	16,649	3.08%
Fringe Benefits					
611101-FICA (OASDI)	29,425	32,232	33,378	1,146	3.56%
611102-Medicare	6,882	7,537	7,807	270	3.58%
611201-General Pension	104,126	104,179	107,904	3,725	3.58%
611206-Other Post-employment Benefits (Civilian)	17,317	29,702	26,839	(2,863)	-9.64%
611301-Hospitalization	44,585	45,146	45,101	(45)	-0.10%
611302-Life Insurance Benefit	233	265	265	-	0.00%
611303-Long-Term Disability	782	1,818	914	(904)	-49.72%
611304-Health Savings Accounts	25,074	26,256	26,308	52	0.20%
611402-Employee Health Savings Acct	54	-	54	54	0.00%
611403-On-site Medical Program	8,520	8,580	8,640	60	0.70%
611404-On-site Facility	600	600	600	-	0.00%
619999-Budget - Fringe Benefits	-	5,733	5,593	(140)	-2.44%
Fringe Benefits Total	237,597	262,048	263,403	1,355	0.52%
Personnel Total	745,529	803,326	821,330	18,004	2.24%
Operations					
Services					
701103-Consultant Fees	3,871	25,000	25,000	-	0.00%
702234-Access Control Repairs	5,484	-	-	-	0.00%
704108-Office Machine Rental	1,060	900	1,116	216	24.00%
704209-Copying	845	1,700	1,300	(400)	-23.53%
704306-Dues	4,360	3,700	4,000	300	8.11%
704340-Shredding and Recycling Services	30	90	90	-	0.00%
704502-Postage	27,604	31,700	31,700	-	0.00%
704601-Local Registration Fees	2,454	2,750	2,750	-	0.00%
Services Total	45,709	65,840	65,956	116	0.18%
Materials & Supplies					
711104-Forms & Printed Material	4,130	11,300	11,300	-	0.00%
711108-Periodicals, Publications	5,430	4,164	4,323	159	3.82%
711109-Office Supplies & Stationery	1,249	1,800	1,600	(200)	-11.11%
711110-Technology Accessories & Supplies	-	400	300	(100)	-25.00%
Materials & Supplies Total	10,809	17,664	17,523	(141)	-0.80%
Travel Expense					
721102-Transportation	2,731	2,100	2,100	-	0.00%
721201-Hotels	4,363	4,400	4,400	-	0.00%
721202-Meals	1,913	2,000	2,000	-	0.00%
721301-Registration Fees	5,090	5,850	5,850	-	0.00%

City of Chattanooga
Operational Budget
Fiscal Year 2027

Row Labels	Actual FY25	Budget FY26	Proposed FY27	Inc (Dec)	
				Proposed vs. Budget	% Change
721302-Other Travel Expenses	329	200	200	-	0.00%
Travel Expense Total	14,426	14,550	14,550	-	0.00%
Vehicle Operating					
731102-Gasoline	60	150	150	-	0.00%
731203-Vehicle Labor	96	500	500	-	0.00%
731204-Vehicle Parts & Supplies	5	500	500	-	0.00%
Vehicle Operating Total	161	1,150	1,150	-	0.00%
Other Expenses					
781106-Risk Mgmt Allocated Costs	-	7,560	11,385	3,825	50.60%
781301-Fees, Licenses, & Permits	795	900	900	-	0.00%
782201-Awards	88	180	180	-	0.00%
Other Expenses Total	884	8,640	12,465	3,825	44.27%
Operations Total	71,988	107,844	111,644	3,800	3.52%
A4 - Internal Audit Total	817,517	911,170	932,974	21,804	2.39%

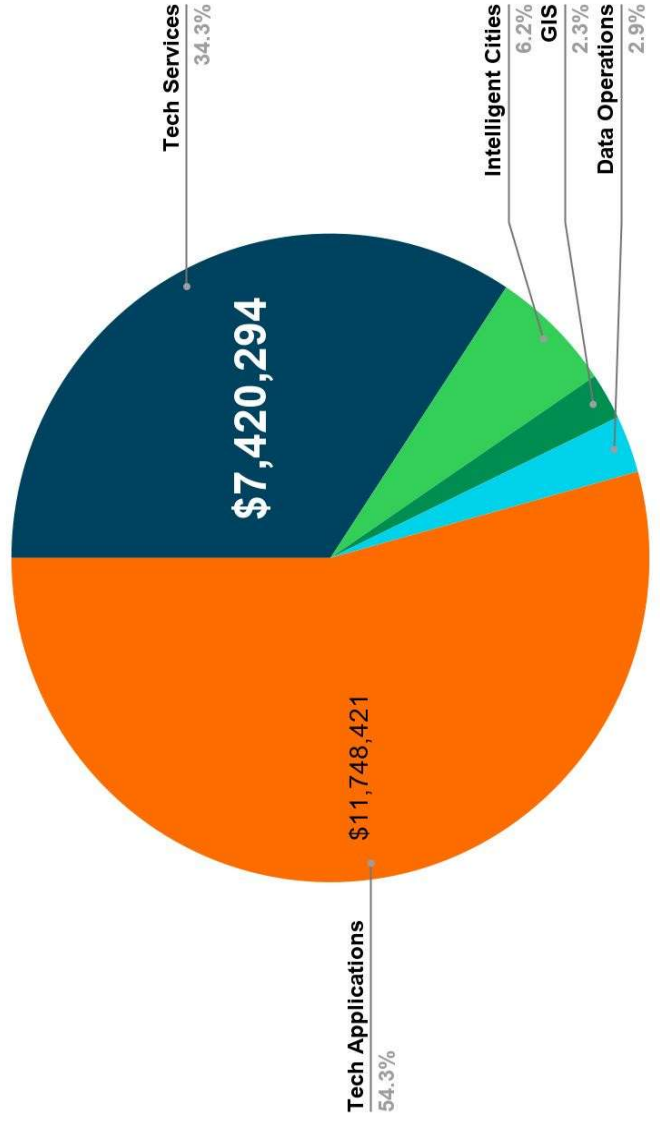
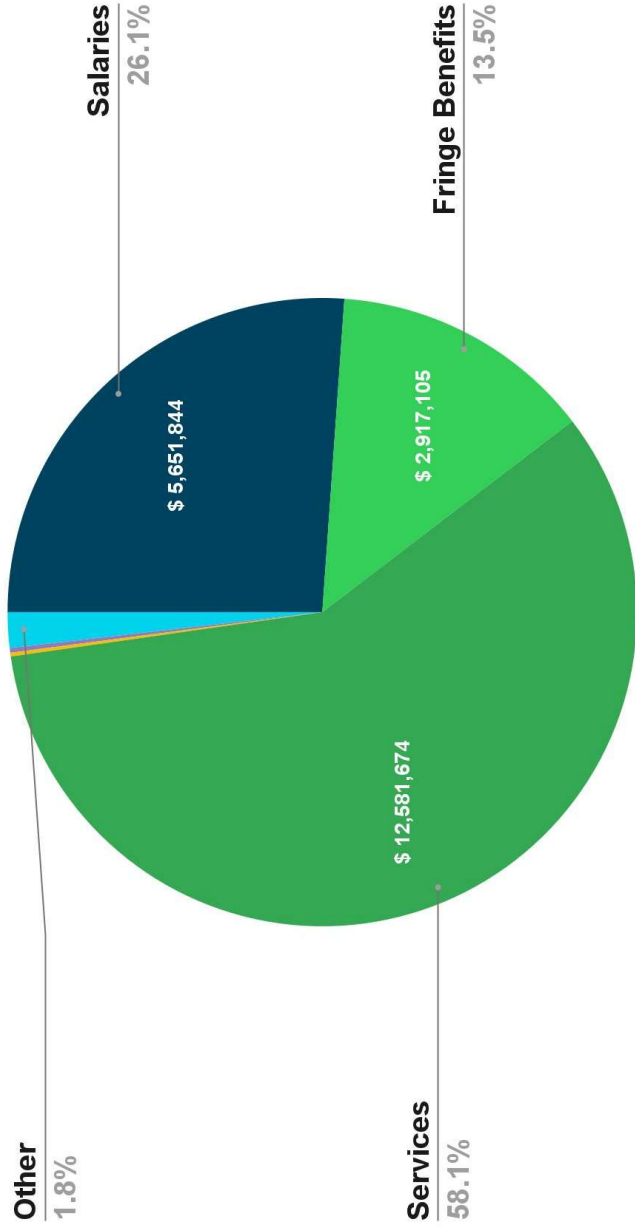
FY 2027 Budget Technology Services

Jerele Needl – Chief Information Officer

Divisions

- Technology Services
- Intelligent Cities
- GIS
- AI & Data Operations

FY27 Expenditures by Category



FY26 Budget	\$18,370,148
FY27 Proposed	\$21,639,137
Inc/(Dec)	\$3,268,989
Change %	17.80%

3 Year Account Summary & Highlight Analysis

	Actual FY25	Budget FY26	Proposed FY27	Inc (Dec) Proposed vs. Budget	% Change
A5 Technology Services					
Personnel					
Salary and Wages	3,364,317	4,919,883	5,651,844	731,961	14.88%
Fringe Benefits	1,553,106	2,812,360	2,917,105	104,745	3.72%
Personnel Total	\$ 4,917,423	\$ 7,732,243	\$ 8,568,949	\$ 836,706	10.82%
Operations					
Services	9,738,887	10,153,960	12,581,674	2,427,714	23.91%
Materials & Supplies	36,679	57,950	41,350	(16,600)	-28.65%
Travel Expense	61,283	141,590	75,351	(66,239)	-46.78%
Vehicle Operating	45,905	29,325	52,883	23,558	80.33%
Insurance, Claims, and Damages	44	-	-	-	0.00%
Capital Assets	-	50,000	50,000	-	0.00%
Capital Outlay	125,837	100,000	105,000	5,000	5.00%
Other Expenses	1,068,627	105,080	163,930	58,850	56.00%
Operations Total	\$11,077,262	\$10,637,905	\$ 13,070,188	\$ 2,432,283	22.86%
A5 - Technology Services Total					
	\$15,994,685	\$18,370,148	\$ 21,639,137	\$ 3,268,989	17.80%

Recommended increase: \$3,268,989

- **Salaries & Benefits \$836,706**
 - o 3% Raises \$240K
 - o Remainder of Increase due to Change in Personnel make-up, benefit rate changes and benefit selections
- **Operations \$2,432,283**
 - o Decreases in Consultant Fees \$ (480K), Other Contracted Service \$ (56K), Training Costs \$ (77K)
 - o Net Increase in IT Maintenance accounts \$3.2M
 - o Decrease in Property Rental \$ (78K)
 - o Decrease in Travel \$ (66K) and increase in Vehicle Operating \$24K
 - o Addition of Risk Management Allocation \$58,600



Department of Technology Services

FY27 Executive Summary

Description

The Department of Technology Services (DTS) is responsible for all network infrastructure, hosted applications, custom and web development, resident-facing digital interactions, city-wide cameras, technical project delivery, AI and data, cyber-security, mobility-related technology, service desk management for all city employees, technical training, enterprise management of citywide applications, and technology purchasing of all software and hardware across the city government.

Vision

The Department of Technology Services will be a catalyst of innovation, empowering the city to deliver exceptional services to its residents, visitors and employees.

Mission

To Serve with Excellence, Lead through Innovation, and use Technology to make a Positive Difference in Chattanooga.

Trends

Our strategic vision is anchored in the following commitments:

- **AI and Data-enabled Decisions:** We will leverage data analytics and responsibly use Artificial Intelligence (AI) to enhance decision-making, automate tasks, improve customer service, and forecast future events for operational efficiency and service delivery improvements.
- **Digital Transformation Leadership:** Our commitment to digital transformation for citizens and visitors will be guided by delivering services that are easy to use, easy to access and easy to understand. We will make finding information or services quick and straightforward, and reliable. We will continue to establish a digital workplace providing employees with the tools, connectivity, and training needed to work securely and productively.
- **Infrastructure Modernization:** We will consistently evaluate and modernize aging infrastructure to maintain secure and efficient city operations, eliminating technical debt.

- **Cyber Resilience:** We will continue to improve and enhance our cybersecurity posture, ensuring systems are designed and built with a security-first mindset. We will protect our applications, infrastructure and data through modern cyber tools and practices.
- **Strategic Governance and Investment:** We will implement a robust governance framework to optimize technology spending and standardize applications, ensuring they are scalable across the entire enterprise. **Intelligent Cities:** We will continue to modernize our transportation network through Federal grants and other investments. We will improve safety for all road users and optimize traffic flow throughout the City's transportation network. We will safely and reliably use other smart technology to improve the City infrastructure.
- **Partnership:** We will serve as a highly skilled and trusted partner to all city departments, committed to their success and delivering the best possible service to the city.

Budget Overview

We continue to appreciate immensely the Administration's and Council's support of substantial investment in the DTS FY26 Budget. That investment has yielded increased value for our City's constituents and expanded the level of skills and capabilities DTS can bring to bear on the challenges and opportunities we're responsible for addressing.

Our DTS FY27 budget is provisioned at FY26-level costs to sustain the improvements made in quality, quantity and capacity for delivery of services. Our FY27 budget can also cover the current, FY26-level costs for all citywide applications (Oracle, Cityworks, [Monday.com](#), GoGov, iGov, GovQA and others). Should additional needs arise (incremental licenses or incremental costs due to contract renewal cycles) for these essential applications that are the backbone of City operations, incremental funds would need to be added to our budget. Of note, we regularly optimize software license usage across all applications and departments, ensuring we recycle licenses as positions change and people come and go. We only ask for new licenses (new money) when more are needed. We also look for all opportunities to expand the services DTS delivers to City employees and our constituents while minimizing our overall costs. We will continue to do so in FY27.

Budget Highlights

DTS is taking ownership of the Chattanooga Police Department's AXON contract renewal and management. This is a five year agreement supplying CPD with in-car camera systems, tasers, body worn cameras and [evidence.com](#) case file repository. This contract along with several other CPD public safety and critical operations applications have also been moved to DTS for management. In total, these new responsibilities have increased the DTS budget by approximately \$3,000,000.00.

Position Requests

GIS Analyst 3 which is 100% funded by the Department of Public Work / Storm Water Division.

Future Challenges and Opportunities

Hardware Costs: Cost of technology hardware (PCs, datacenter, mobile devices) will escalate through CY2027 at least due to the global AI datacenter build out and the explosion of AI-related computing. These cost increases are primarily due to severely constrained memory and storage supply versus demand. For new purchases without contractually fixed costs, quotes are being refreshed regularly (at least every two weeks for some suppliers) and prices are typically increasing.

Application Costs: Software application providers are all seeking increases in annual license/contract costs when current terms end and new terms/contracts need to be agreed. Some suppliers will work within our budget constraints (available funding) and some won't be willing to.

AI Tools and Agents: Generative AI and Agentic AI present a large opportunity for the City to greatly enhance productivity, enhance creativity and improve delivery of services to employees and constituents. AI also presents a unique set of challenges in terms of mastering the learning curve of use, ensuring humans are always in the loop of review and decision, developing uses that produce reliable outcomes and providing the licenses, knowledge/expertise and computing costs required to deliver the benefits.



City of Chattanooga
Operational Budget
Fiscal Year 2027

Row Labels	Actual FY25	Budget FY26	Proposed FY27	Inc (Dec)	
				Proposed vs. Budget	% Change
1100 - General Fund					
A5 - Information Technology					
CC_A00501 - Information Technology	14,866,212	16,120,060	7,420,294	(8,699,766)	-53.97%
CC_A00505 - GG IS Smart Cities	573,422	1,167,685	1,350,364	182,679	15.64%
CC_A00506 - DTS - GIS	422,130	485,588	503,326	17,738	3.65%
CC_A00507 - DTS Data Operations	132,920	596,815	616,732	19,917	3.34%
CC_A00508 - DTS Technology Applications	-	-	11,748,421	11,748,421	0.00%
A5 - Information Technology Total	15,994,684	18,370,148	21,639,137	3,268,989	17.80%



City of Chattanooga
Operational Budget
Fiscal Year 2027

Row Labels	Actual FY25	Budget FY26	Proposed FY27	Inc (Dec)	
				Proposed vs. Budget	% Change
1100 - General Fund					
A5 - Information Technology					
Personnel					
Salary and Wages	3,364,317	4,919,883	5,651,844	731,961	14.88%
Fringe Benefits	1,553,106	2,812,360	2,917,105	104,745	3.72%
Personnel Total	4,917,424	7,732,243	8,568,949	836,706	10.82%
Operations					
Services	9,738,887	10,153,960	12,581,674	2,427,714	23.91%
Materials & Supplies	36,679	57,950	41,350	(16,600)	-28.65%
Travel Expense	61,283	141,590	75,351	(66,239)	-46.78%
Vehicle Operating	45,905	29,325	52,883	23,558	80.33%
Insurance, Claims, and Damages	44	-	-	-	0.00%
Capital Assets	-	50,000	50,000	-	0.00%
Capital Outlay	125,837	100,000	105,000	5,000	5.00%
Other Expenses	1,068,627	105,080	163,930	58,850	56.00%
Operations Total	11,077,261	10,637,905	13,070,188	2,432,283	22.86%
A5 - Information Technology Total	15,994,684	18,370,148	21,639,137	3,268,989	17.80%



City of Chattanooga
Operational Budget
Fiscal Year 2027

Row Labels	Actual FY25	Budget FY26	Proposed FY27	Inc (Dec)	
				Proposed vs. Budget	% Change
1100 - General Fund					
A5 - Information Technology					
Personnel					
Salary and Wages					
601101-Regular Employees	2,947,208	4,568,693	5,938,130	1,369,437	29.97%
601199-Budget - Attrition (Salary)	-	(577,000)	(513,428)	63,572	-11.02%
601201-Overtime	2,336	2,000	5,000	3,000	150.00%
601202-Compensatory Time	7	-	-	-	0.00%
602105-Cellphone Allowance	12,424	8,880	15,408	6,528	73.51%
602201-Incentive Awards	1,177	-	-	-	0.00%
602301-Personal Leave	292,660	652,671	-	(652,671)	-100.00%
602303-Final Leave Payout	86,051	-	-	-	0.00%
602304-Longevity	16,695	16,245	14,025	(2,220)	-13.67%
602306-Call Back Pay	143	-	-	-	0.00%
602307-On Call Pay	2,282	10,500	10,500	-	0.00%
602308-Bereavement Pay	3,333	-	-	-	0.00%
609999-Budget - Salaries & Wages	-	237,894	182,209	(55,685)	-23.41%
Salary and Wages Total	3,364,317	4,919,883	5,651,844	731,961	14.88%
Fringe Benefits					
611101-FICA (OASDI)	198,962	324,738	369,031	44,293	13.64%
611102-Medicare	46,532	75,953	86,310	10,357	13.64%
611199-Budget - Attrition (Benefits)	-	(366,000)	(304,926)	61,074	-16.69%
611201-General Pension	683,564	1,096,746	1,246,383	149,637	13.64%
611206-Other Post-employment Benefits (Civilian)	117,914	312,688	310,023	(2,665)	-0.85%
611301-Hospitalization	379,979	1,029,520	926,052	(103,468)	-10.05%
611302-Life Insurance Benefit	2,191	3,992	4,120	128	3.21%
611303-Long-Term Disability	5,553	22,045	12,178	(9,867)	-44.76%
611304-Health Savings Accounts	45,884	58,665	68,091	9,426	16.07%
611402-Employee Health Savings Acct	135	-	195	195	0.00%
611403-On-site Medical Program	66,996	120,809	127,818	7,009	5.80%
611404-On-site Facility	5,398	9,168	9,480	312	3.40%
619999-Budget - Fringe Benefits	-	124,036	62,350	(61,686)	-49.73%
Fringe Benefits Total	1,553,106	2,812,360	2,917,105	104,745	3.72%
Personnel Total	4,917,424	7,732,243	8,568,949	836,706	10.82%
Operations					
Services					
701103-Consultant Fees	74,979	480,000	-	(480,000)	-100.00%
701109-Legal Services	-	-	500	500	0.00%
701205-Exam & Treatment	-	-	250	250	0.00%
701208-On-the-Job Injury Claims	1,762	-	-	-	0.00%
702108-Locksmith	178	-	-	-	0.00%
702110-Tree Maintenance & Planting	500	-	-	-	0.00%
702204-Contracted Repair Service	3,575	53,000	1,593	(51,407)	-96.99%
702215-Building Repairs or Renovations under \$5000	4,000	-	-	-	0.00%
702221-IT Maintenance	-	11,000	10,000	(1,000)	-9.09%
702225-IT Maintenance - Licensing	3,337,102	3,966,843	6,505,896	2,539,053	64.01%
702226-IT Maintenance - Hosting	2,640,418	2,297,811	2,704,715	406,904	17.71%
702227-IT Maintenance - Support Maintenance	2,435,498	1,150,898	1,429,149	278,251	24.18%
702230-Technology Repair Services	-	27,000	2,000	(25,000)	-92.59%
702298-GASB SBITA Rental Offset	(830,484)	-	-	-	0.00%

City of Chattanooga
Operational Budget
Fiscal Year 2027

Row Labels	Actual FY25	Budget FY26	Proposed FY27	Inc (Dec)	
				Proposed vs. Budget	% Change
703101-Electricity	37,581	31,800	1,800	(30,000)	-94.34%
703102-Natural Gas	1,950	1,300	1,300	-	0.00%
703103-Water	777	600	600	-	0.00%
703109-Sewer	1,147	1,100	1,100	-	0.00%
703202-Cellular Phone Service	1,564	1,020	2,300	1,280	125.49%
703206-Air Cards	53,269	51,980	25,700	(26,280)	-50.56%
703207-Digital Connectivity	1,465,810	1,341,020	1,383,661	42,641	3.18%
704105-Property Rental	185,299	78,157	-	(78,157)	-100.00%
704106-Dumpster Rental	539	600	3,360	2,760	460.00%
704108-Office Machine Rental	1,709	2,000	2,000	-	0.00%
704198-GASB Lease Rental Offset	(185,671)	-	-	-	0.00%
704208-Contracted Repair	2,290	1,000	1,000	-	0.00%
704306-Dues	5,957	25,350	2,000	(23,350)	-92.11%
704308-Local Transportation	-	1,000	250	(750)	-75.00%
704309-Meeting Expense	1,862	2,000	1,000	(1,000)	-50.00%
704312-Other Contracted Service	3,992	59,220	3,000	(56,220)	-94.93%
704319-Parking	292	750	500	(250)	-33.33%
704340-Shredding and Recycling Services	98	250	8,000	7,750	3100.00%
704342-IT Contracted Personnel	468,262	450,000	450,000	-	0.00%
704403-Disputed Purchasing Card Expense	222	-	-	-	0.00%
704404-Disputed Credit Card Charges	2,545	-	-	-	0.00%
704502-Postage	13	-	-	-	0.00%
704601-Local Registration Fees	635	1,000	-	(1,000)	-100.00%
704602-Training Costs	21,217	117,261	40,000	(77,261)	-65.89%
Services Total	9,738,887	10,153,960	12,581,674	2,427,714	23.91%
Materials & Supplies					
711107-Newspapers	68	-	-	-	0.00%
711108-Periodicals, Publications	149	-	-	-	0.00%
711109-Office Supplies & Stationery	5,761	6,500	6,000	(500)	-7.69%
711110-Technology Accessories & Supplies	27,555	43,500	30,500	(13,000)	-29.89%
711111-Printer Toner Cartridges	-	3,500	2,000	(1,500)	-42.86%
712103-Cement, Lime, & Plaster	290	-	-	-	0.00%
713109-Repair Parts	80	-	-	-	0.00%
714107-Clothing	1,677	250	250	-	0.00%
714112-Electronic Parts	-	1,000	1,000	-	0.00%
714117-Food & Ice	103	1,250	500	(750)	-60.00%
714129-Safety Equipment	375	750	500	(250)	-33.33%
714130-Safety Shoes	620	1,200	600	(600)	-50.00%
Materials & Supplies Total	36,679	57,950	41,350	(16,600)	-28.65%
Travel Expense					
721101-Out-of-town Mileage	1,311	300	1,000	700	233.33%
721102-Transportation	18,149	47,500	25,500	(22,000)	-46.32%
721201-Hotels	17,166	50,500	25,500	(25,000)	-49.50%
721202-Meals	5,155	23,140	14,000	(9,140)	-39.50%
721301-Registration Fees	6,866	15,150	5,351	(9,799)	-64.68%
721302-Other Travel Expenses	12,636	5,000	4,000	(1,000)	-20.00%
Travel Expense Total	61,283	141,590	75,351	(66,239)	-46.78%
Vehicle Operating					
731101-Diesel Fuel	391	300	2,500	2,200	733.33%
731102-Gasoline	881	2,000	3,500	1,500	75.00%

City of Chattanooga
Operational Budget
Fiscal Year 2027

Row Labels	Actual FY25	Budget FY26	Proposed FY27	Inc (Dec)	
				Proposed vs. Budget	% Change
731203-Vehicle Labor	10,779	5,000	7,500	2,500	50.00%
731204-Vehicle Parts & Supplies	12,668	2,500	3,000	500	20.00%
731301-Car Wash	161	500	700	200	40.00%
731401-Fleet Leased Vehicle	21,025	19,025	35,683	16,658	87.56%
Vehicle Operating Total	45,905	29,325	52,883	23,558	80.33%
Insurance, Claims, and Damages					
742402-Building & Content Insurance	44	-	-	-	0.00%
Insurance, Claims, and Damages Total	44	-	-	-	0.00%
Capital Assets					
761303-Computer Equipment over 10000	-	50,000	50,000	-	0.00%
Capital Assets Total	-	50,000	50,000	-	0.00%
Capital Outlay					
772112-Computer equipment under 10000	94,964	100,000	105,000	5,000	5.00%
772116-Traffic Lights and Equipment	30,105	-	-	-	0.00%
772122-Office Equipment (under 10000)	769	-	-	-	0.00%
Capital Outlay Total	125,837	100,000	105,000	5,000	5.00%
Other Expenses					
781106-Risk Mgmt Allocated Costs	-	104,580	163,180	58,600	56.03%
781301-Fees, Licenses, & Permits	52,473	-	250	250	0.00%
782201-Awards	-	500	500	-	0.00%
783102-Lease Financing Principal (GASB 87)	185,317	-	-	-	0.00%
783103-SBITA Financing Principal (GASB 96)	792,141	-	-	-	0.00%
783155-Interest Expense (GASB 87)	355	-	-	-	0.00%
783156-Interest Expense (GASB 96)	38,342	-	-	-	0.00%
Other Expenses Total	1,068,627	105,080	163,930	58,850	56.00%
Operations Total	11,077,261	10,637,905	13,070,188	2,432,283	22.86%
A5 - Information Technology Total	15,994,684	18,370,148	21,639,137	3,268,989	17.80%



FY 2027 Budget Purchasing

Reorganized Division to
Finance Department

3 Year Account Summary & Highlight Analysis

	Actual FY25	Budget FY26	Proposed FY27	Inc (Dec) Proposed vs. Budget	% Change
A7 - Purchasing					
Personnel					
Salary and Wages	658,264	850,050	-	(850,050)	-100.00%
Fringe Benefits	305,781	431,987	-	(431,987)	-100.00%
Personnel Total	\$ 964,045	\$ 1,282,037	-	\$ (1,282,037)	-100.00%
Operations					
Services	40,874	59,475	-	(59,475)	-100.00%
Materials & Supplies	2,351	5,150	-	(5,150)	-100.00%
Travel Expense	4,315	8,250	-	(8,250)	-100.00%
Insurance, Claims, and Damages	-	100	-	(100)	-100.00%
Capital Outlay	6,497	-	-	-	-
Other Expenses	-	15,120	-	(15,120)	-100.00%
Operations Total	\$ 54,037	\$ 88,095	-	\$ (88,095)	-100.00%
A4 - Internal Audit Total	\$ 1,018,082	\$ 1,370,132	\$ -	\$ (1,370,132)	-100.00%

Recommended decrease: **\$ (1,370,132)**

- Reorganized Division A7-Purchasing to C-Finance Department

City of Chattanooga
Operational Budget
Fiscal Year 2027

Row Labels	Actual FY25	Budget FY26	Proposed FY27	Inc (Dec)	
				Proposed vs. Budget	% Change
A7 - Purchasing					
CC_A00701 - Purchasing	1,018,083	1,370,132	-	(1,370,132)	-100.00%
A7 - Purchasing Total	1,018,083	1,370,132	-	(1,370,132)	-100.00%



City of Chattanooga
Operational Budget
Fiscal Year 2027

Row Labels	Actual FY25	Budget FY26	Proposed FY27	Inc (Dec)	
				Proposed vs. Budget	% Change
A7 - Purchasing					
Personnel					
Salary and Wages	658,264	850,050	-	(850,050)	-100.00%
Fringe Benefits	305,781	431,987	-	(431,987)	-100.00%
Personnel Total	964,046	1,282,037	-	(1,282,037)	-100.00%
Operations					
Services	40,874	59,475	-	(59,475)	-100.00%
Materials & Supplies	2,351	5,150	-	(5,150)	-100.00%
Travel Expense	4,315	8,250	-	(8,250)	-100.00%
Insurance, Claims, and Damages	-	100	-	(100)	-100.00%
Capital Outlay	6,497	-	-	-	0.00%
Other Expenses	-	15,120	-	(15,120)	-100.00%
Operations Total	54,037	88,095	-	(88,095)	-100.00%
A7 - Purchasing Total	1,018,083	1,370,132	-	(1,370,132)	-100.00%



City of Chattanooga
Operational Budget
Fiscal Year 2027

Row Labels	Actual FY25	Budget FY26	Proposed FY27	Inc (Dec)	
				Proposed vs. Budget	% Change
A7 - Purchasing					
Personnel					
Salary and Wages					
601101-Regular Employees	576,772	745,800	-	(745,800)	-100.00%
601199-Budget - Attrition (Salary)	-	(33,000)	-	33,000	-100.00%
601201-Overtime	185	-	-	-	0.00%
602105-Cellphone Allowance	1,560	2,160	-	(2,160)	-100.00%
602301-Personal Leave	71,625	106,543	-	(106,543)	-100.00%
602303-Final Leave Payout	857	-	-	-	0.00%
602304-Longevity	6,600	7,050	-	(7,050)	-100.00%
602308-Bereavement Pay	666	-	-	-	0.00%
609999-Budget - Salaries & Wages	-	21,497	-	(21,497)	-100.00%
Salary and Wages Total	658,264	850,050	-	(850,050)	-100.00%
Fringe Benefits					
611101-FICA (OASDI)	38,977	53,284	-	(53,284)	-100.00%
611102-Medicare	9,116	12,461	-	(12,461)	-100.00%
611199-Budget - Attrition (Benefits)	-	(19,000)	-	19,000	-100.00%
611201-General Pension	137,334	179,955	-	(179,955)	-100.00%
611206-Other Post-employment Benefits (Civilian)	23,638	51,309	-	(51,309)	-100.00%
611301-Hospitalization	75,653	120,890	-	(120,890)	-100.00%
611302-Life Insurance Benefit	438	627	-	(627)	-100.00%
611303-Long-Term Disability	1,003	3,504	-	(3,504)	-100.00%
611304-Health Savings Accounts	2,588	-	-	-	0.00%
611402-Employee Health Savings Acct	11	-	-	-	0.00%
611403-On-site Medical Program	15,904	20,592	-	(20,592)	-100.00%
611404-On-site Facility	1,120	1,440	-	(1,440)	-100.00%
619999-Budget - Fringe Benefits	-	6,925	-	(6,925)	-100.00%
Fringe Benefits Total	305,781	431,987	-	(431,987)	-100.00%
Personnel Total	964,046	1,282,037	-	(1,282,037)	-100.00%
Operations					
Services					
702225-IT Maintenance - Licensing	318	-	-	-	0.00%
704108-Office Machine Rental	541	1,800	-	(1,800)	-100.00%
704201-Advertising	33,155	55,000	-	(55,000)	-100.00%
704210-Printing	-	300	-	(300)	-100.00%
704306-Dues	1,213	1,075	-	(1,075)	-100.00%
704309-Meeting Expense	150	150	-	(150)	-100.00%
704312-Other Contracted Service	5,281	-	-	-	0.00%
704319-Parking	9	-	-	-	0.00%
704340-Shredding and Recycling Services	98	100	-	(100)	-100.00%
704501-Freight, Express & Drayage	111	-	-	-	0.00%
704502-Postage	-	50	-	(50)	-100.00%
704602-Training Costs	-	1,000	-	(1,000)	-100.00%
Services Total	40,874	59,475	-	(59,475)	-100.00%
Materials & Supplies					
711104-Forms & Printed Material	564	400	-	(400)	-100.00%
711107-Newspapers	-	450	-	(450)	-100.00%
711109-Office Supplies & Stationery	1,131	3,000	-	(3,000)	-100.00%
714117-Food & Ice	314	300	-	(300)	-100.00%

City of Chattanooga
Operational Budget
Fiscal Year 2027

Row Labels	Actual FY25	Budget FY26	Proposed FY27	Inc (Dec)	
				Proposed vs. Budget	% Change
714150-Promotional Items	342	1,000	-	(1,000)	-100.00%
Materials & Supplies Total	2,351	5,150	-	(5,150)	-100.00%
Travel Expense					
721101-Out-of-town Mileage	690	750	-	(750)	-100.00%
721201-Hotels	1,270	4,000	-	(4,000)	-100.00%
721202-Meals	360	1,500	-	(1,500)	-100.00%
721301-Registration Fees	1,995	2,000	-	(2,000)	-100.00%
Travel Expense Total	4,315	8,250	-	(8,250)	-100.00%
Insurance, Claims, and Damages					
742503-Fidelity & Surety Bonds	-	100	-	(100)	-100.00%
Insurance, Claims, and Damages Total	-	100	-	(100)	-100.00%
Capital Outlay					
772109-Office Furniture	1,272	-	-	-	0.00%
772112-Computer equipment under 10000	5,225	-	-	-	0.00%
Capital Outlay Total	6,497	-	-	-	0.00%
Other Expenses					
781106-Risk Mgmt Allocated Costs	-	15,120	-	(15,120)	-100.00%
Other Expenses Total	-	15,120	-	(15,120)	-100.00%
Operations Total	54,037	88,095	-	(88,095)	-100.00%
A7 - Purchasing Total	1,018,083	1,370,132	-	(1,370,132)	-100.00%

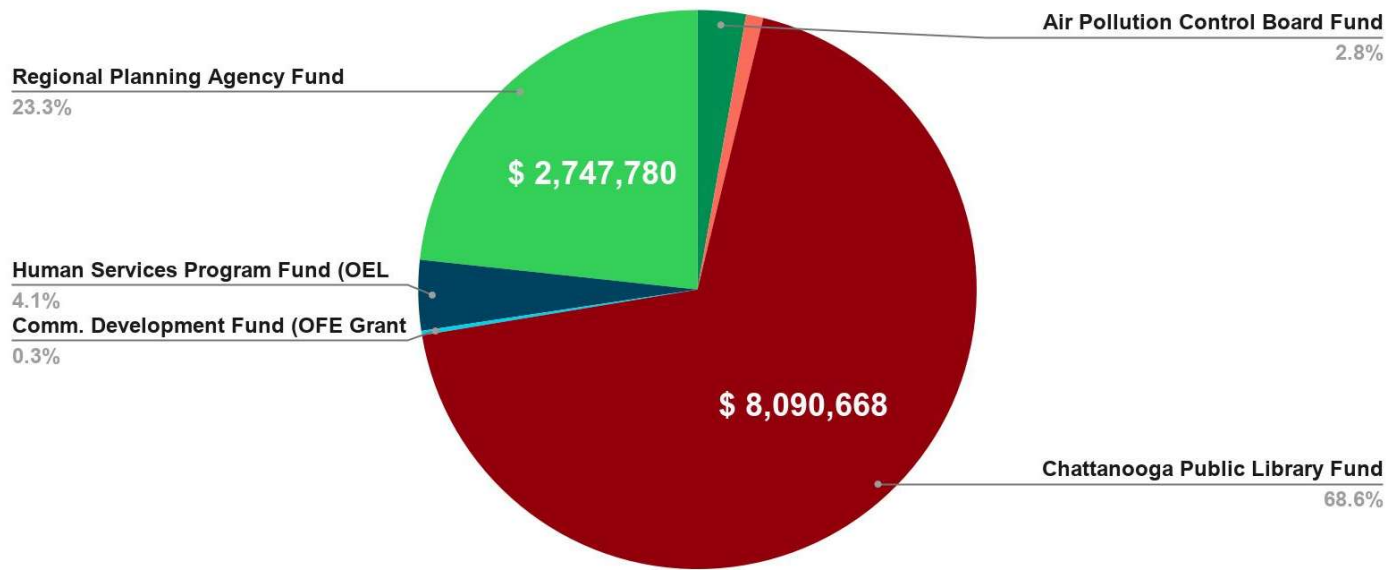
FY 2027 Budget

Agencies & External Entities

Funds

- General Fund
- Economic Development Fund
- Hotel Motel Fund

FY27 Agencies & External Entities (General Fund)

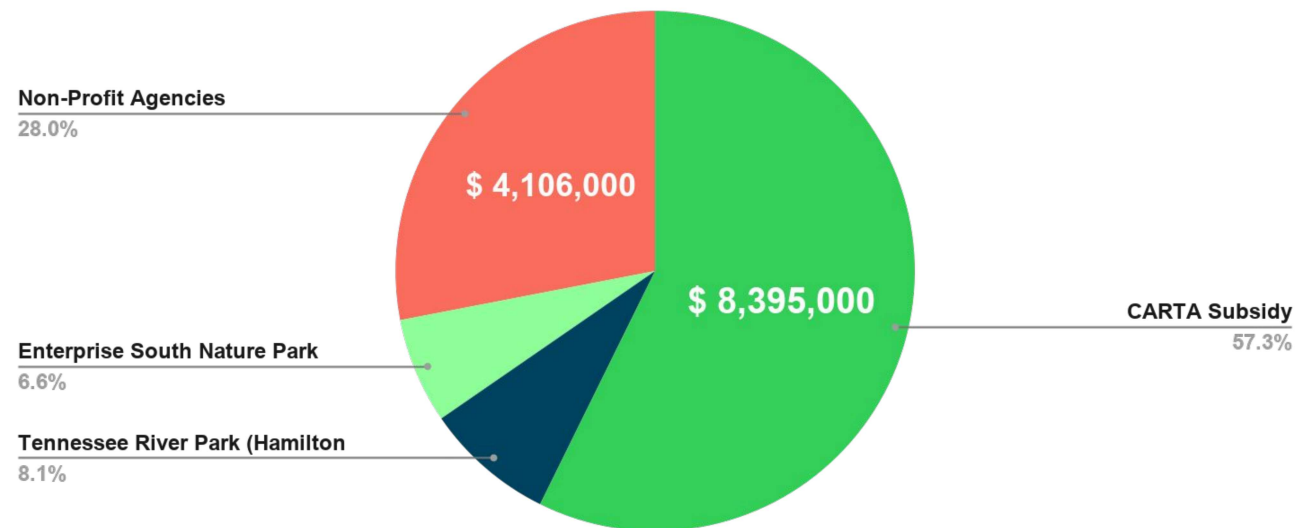


Quasi Agencies

FY26 Budget	\$11,360,345
FY27 Proposed	\$11,795,772
Inc/(Dec)	\$435,427
Change %	3.83%

External Entities/Agencies

FY26 Budget	\$11,885,695
FY27 Proposed	\$14,650,109
Inc/(Dec)	\$2,764,414
Change %	23.26%



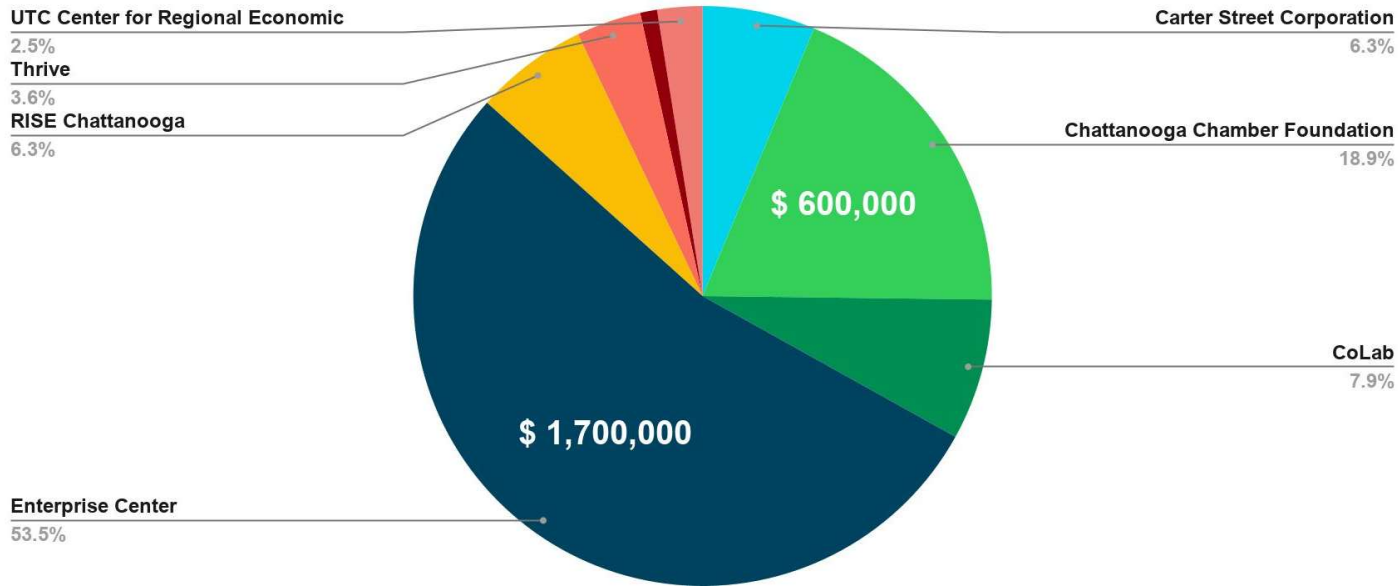
3 Year Account Summary & Highlight Analysis (General Fund)

	Actual FY25	Budget FY26	Proposed FY27	Inc (Dec) Proposed vs. Budget	% Change
1100 - General Fund					
AA - Agencies					
CARTA Subsidy	5,800,000	7,645,000	8,395,000	750,000	9.81%
Tennessee River Park (Hamilton County)	1,343,017	1,323,515	1,186,562	(136,953)	-10.35%
Enterprise South Nature Park (Hamilton County)	831,045	1,197,180	962,547	(234,633)	-19.60%
Non-Profit Agencies	-	1,720,000	4,106,000	2,386,000	138.72%
AA - Agencies Total	\$ 7,974,062	\$ 11,885,695	\$ 14,650,109	\$ 2,764,414	23.26%
AQ - Quasi Agencies					
Air Pollution Control Board Fund	330,168	338,408	330,168	(8,240)	-2.43%
Bessie Smith Cultural Center Bldg Maintenance	107,947	97,540	117,156	19,616	20.11%
Chattanooga Public Library Fund	7,435,669	7,831,350	8,090,668	259,318	3.31%
Comm. Development Fund (OFE Grant Supplement)	55,000	30,000	30,000	-	0.00%
Human Services Program Fund (OEL Grant Supplement)	492,300	480,000	480,000	-	0.00%
Regional Planning Agency Fund	2,480,256	2,583,047	2,747,780	164,733	6.38%
AQ - Quasi Agencies Total	\$ 10,901,340	\$ 11,360,345	\$ 11,795,772	\$ 435,427	3.83%
1100 - General Fund Total	\$ 18,875,402	\$ 23,246,040	\$ 26,445,881	\$ 3,199,841	13.77%

Recommended increase: \$3,199,841

FY27 Agencies & External Entities (Economic Development Fund & Hotel Motel Fund)

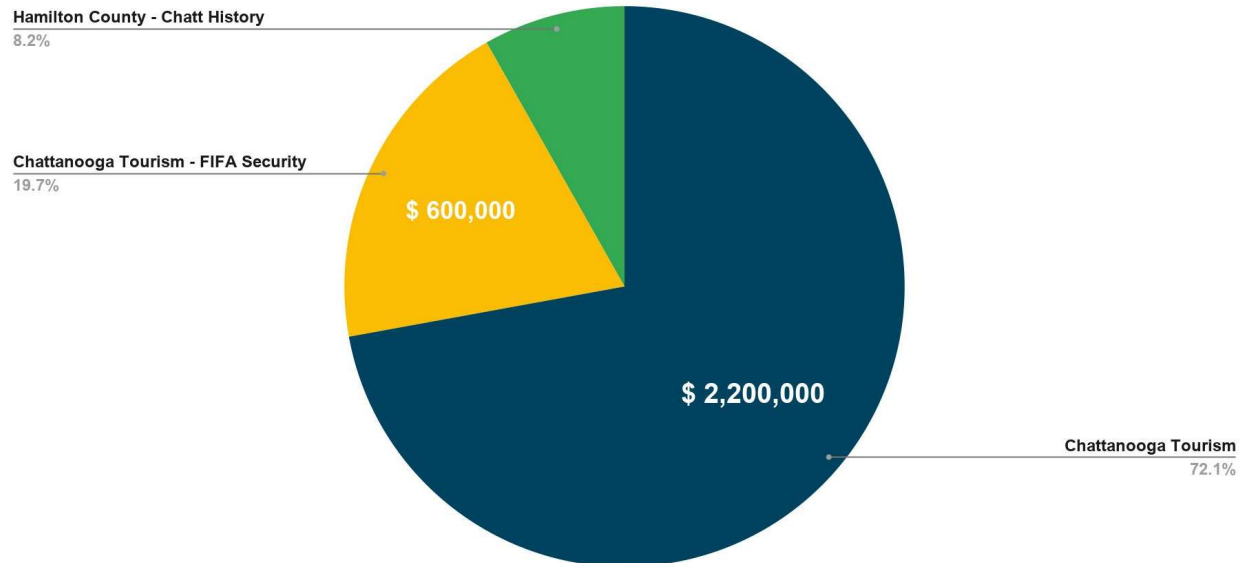
Economic Development Fund



FY26 Budget	\$3,040,000
FY27 Proposed	\$3,175,000
Inc/(Dec)	\$135,000
Change %	4.44%

Hotel Motel Fund

FY26 Budget	\$1,050,000
FY27 Proposed	\$3,050,000
Inc/(Dec)	\$2,000,000
Change %	190.48%



3 Year Account Summary & Highlight Analysis (Economic Development Fund & Hotel Motel Fund)

	Actual FY25	Budget FY26	Proposed FY27	Inc (Dec) Proposed vs. Budget	% Change
1111 - Economic Development Fund					
CARTA Subsidy	500,000	-	-	-	-
Carter Street Corporation	-	200,000	200,000	-	0.00%
Chattanooga Chamber Foundation	600,000	670,000	600,000	(70,000)	-10.45%
CoLab	-	175,000	250,000	75,000	42.86%
Enterprise Center	1,690,000	1,700,000	1,700,000	-	0.00%
Public Education Foundation	75,000	-	-	-	-
RISE Chattanooga	-	175,000	200,000	25,000	14.29%
Thrive	80,000	80,000	115,000	35,000	43.75%
UTC Center for Regional Economic Research	80,000	40,000	80,000	40,000	100.00%
Preserve Chattanooga	-	-	30,000	30,000	-
1111 - Economic Development Fund Total	\$ 3,025,000	\$ 3,040,000	\$ 3,175,000	\$ 135,000	4.44%

Recommended increase: \$135,000

	Actual FY25	Budget FY26	Proposed FY27	Inc (Dec) Proposed vs. Budget	% Change
2070 - Hotel Motel Tax Fund (Agency)					
Chattanooga Tourism	750,000	1,050,000	2,200,000	1,150,000	109.52%
Chattanooga Tourism - FIFA Security	-	-	600,000	600,000	-
Hamilton County - Chatt History Experience	-	-	250,000	250,000	-
2070 - Hotel Motel Tax Fund (Agency)	\$ 750,000	\$ 1,050,000	\$ 3,050,000	\$ 2,000,000	190.48%

Recommended Increase: \$2,000,000



City of Chattanooga
Operational Budget
Fiscal Year 2027

Row Labels	Actual FY25	Budget FY26	Proposed FY27	Inc (Dec)	
				Proposed vs. Budget	% Change
1100 - General Fund					
AA - Agencies					
ArtsBuild	-	-	235,000	235,000	0.00%
Bessie Smith Cultural Center	-	-	90,000	90,000	0.00%
Cadas Inc - Council for Alcohol and Drug Abuse Services Inc.	-	-	75,000	75,000	0.00%
CARTA Subsidy	5,800,000	7,645,000	8,395,000	750,000	9.81%
Chambliss Center for Children	-	-	150,000	150,000	0.00%
Chatt Area Food Bank	-	-	100,000	100,000	0.00%
Chatt Regional Homeless Coalition, Inc.	-	-	861,000	861,000	0.00%
Chattanooga Business and Entertainment	-	-	30,000	30,000	0.00%
Chattanooga Design Studio	-	70,000	-	(70,000)	-100.00%
Chattanooga Neighborhood Enterprise	-	500,000	400,000	(100,000)	-20.00%
Children's Advocacy Center of Hamilton County	-	-	93,000	93,000	0.00%
Community Haven	-	750,000	560,000	(190,000)	-25.33%
Creative Discovery Museum	-	-	25,000	25,000	0.00%
Enterprise South Nature Park (Hamilton County)	831,045	1,197,180	962,547	(234,633)	-19.60%
Grace Impact Center	-	-	200,000	200,000	0.00%
Habitat for Humanity of Chattanooga	-	100,000	-	(100,000)	-100.00%
La Paz De Dios	-	-	100,000	100,000	0.00%
LAUNCH	-	-	100,000	100,000	0.00%
LifeSpring Community Health	-	-	75,000	75,000	0.00%
Montessori Elementary at Highland Park	-	-	100,000	100,000	0.00%
NAACP Chatt-Hamilton County Branch	-	-	20,000	20,000	0.00%
Partnership Family & Child & Adult	-	150,000	175,000	25,000	16.67%
Purpose Point	-	150,000	-	(150,000)	-100.00%
Signal Centers Inc.	-	-	600,000	600,000	0.00%
Team Mentoring	-	-	67,000	67,000	0.00%
Tennessee River Park (Hamilton County)	1,343,017	1,323,515	1,186,562	(136,953)	-10.35%
Transform Ministries	-	-	50,000	50,000	0.00%
AA - Agencies Total	7,974,062	11,885,695	14,650,109	2,764,414	23.26%
AQ - Quasi Agencies					
Air Pollution Control Board Fund	330,168	338,408	330,168	(8,240)	-2.43%
Bessie Smith (Heritage Hall Fund)	107,947	97,540	117,156	19,616	20.11%
Chattanooga Public Library Fund	7,435,669	7,831,350	8,090,668	259,318	3.31%
Comm. Development Fund (OFE Grant Supplement)	55,000	30,000	30,000	-	0.00%
Human Services Program Fund (OEL Grant Supplement)	492,300	480,000	480,000	-	0.00%
Regional Planning Agency Fund	2,480,256	2,583,047	2,747,780	164,733	6.38%
AQ - Quasi Agencies Total	10,901,340	11,360,345	11,795,772	435,427	3.83%
1100 - General Fund Total	18,875,402	23,246,040	26,445,881	3,199,841	13.77%



City of Chattanooga
Operational Budget
Fiscal Year 2027

Row Labels	Actual FY25	Budget FY26	Proposed FY27	Inc (Dec) Proposed vs. Budget	% Change
1111 - Economic Development					
A-General Gov't & Agencies					
CARTA Subsidy	500,000	-	-	-	0.0%
Carter Street Corporation	-	200,000	200,000	-	0.0%
Chattanooga Chamber Foundation	600,000	670,000	600,000	(70,000)	-10.4%
CoLab	-	175,000	250,000	75,000	42.9%
Enterprise Center	1,690,000	1,700,000	1,700,000	-	0.0%
Public Education Foundation	75,000	-	-	-	0.0%
RISE Chattanooga	-	175,000	200,000	25,000	14.3%
Thrive	80,000	80,000	115,000	35,000	43.8%
UTC Center for Regional Economic Research	80,000	40,000	80,000	40,000	100.0%
Preserv Chattanooga	-	-	30,000	30,000	0.0%
A-General Gov't & Agencies Total	3,025,000	3,040,000	3,175,000	135,000	4.4%
1111 - Economic Development Total	3,025,000	3,040,000	3,175,000	135,000	4.4%
2070 - Hotel-Motel Tax Fund					
A-General Gov't & Agencies					
Chattanooga Tourism	750,000	1,050,000	2,200,000	1,150,000	109.5%
FIFA Security (One Time)	-	-	600,000	600,000	0.0%
Chattanooga Hamilton County History Experience (One Time)	-	-	250,000	250,000	0.0%
A-General Gov't & Agencies Total	750,000	1,050,000	3,050,000	2,000,000	190.5%
2070 - Hotel-Motel Tax Fund Total	750,000	1,050,000	3,050,000	2,000,000	190.5%



FY 2027 Budget Executive Branch

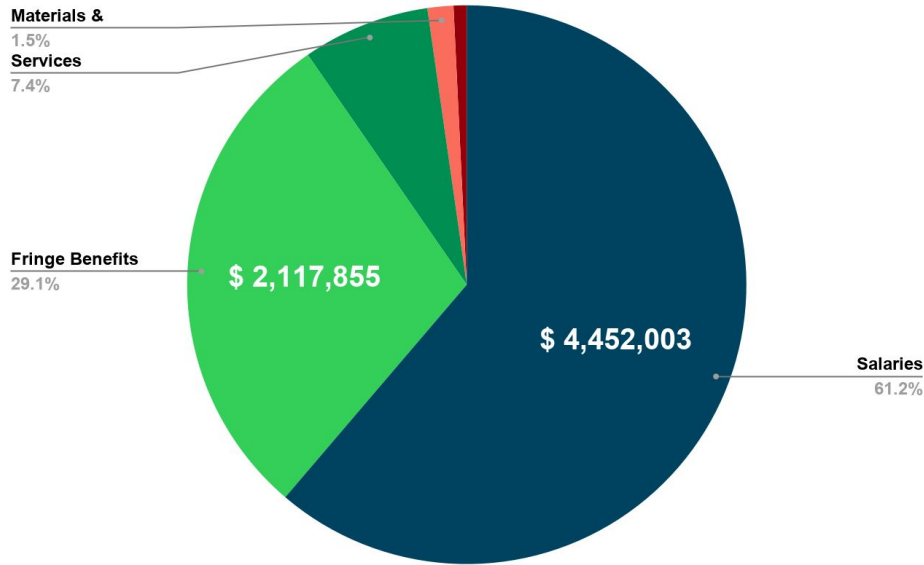
Tim Kelly – Mayor

Kevin Roig – Chief of Staff

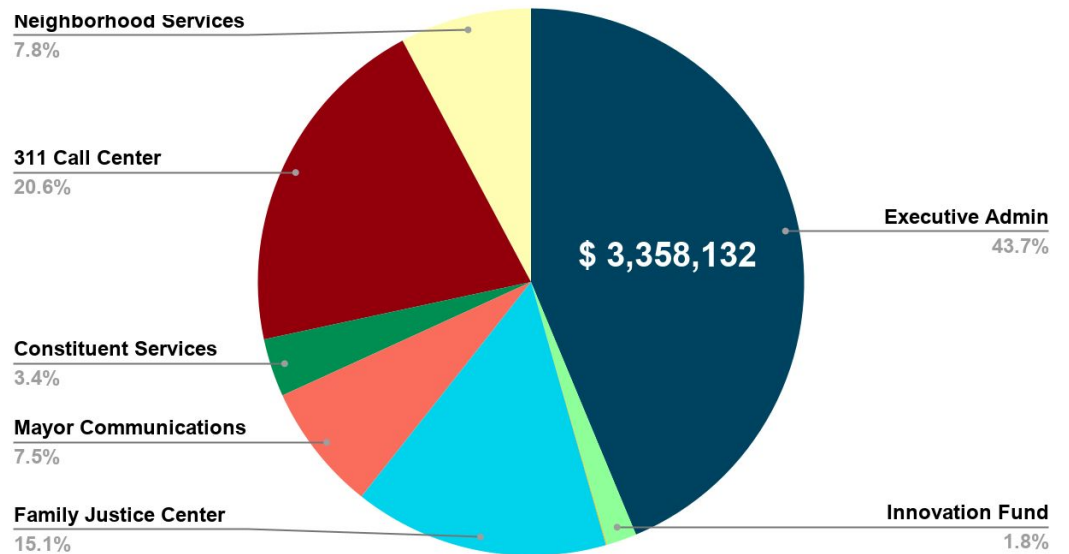
Divisions

- Executive Office Admin (Mayor's Office)
- Mayor Communications
- Family Justice Center
- Innovation Fund
- Mayor's Council Groups
- Office of Constituent Services
- 311 Call Center
- Neighborhood Services

FY27 Expenditures by Category



FY26 Budget	\$8,222,925
FY27 Proposed	\$7,680,905
Inc/(Dec)	-\$542,020
Change %	-6.59%



B-126

3 Year Account Summary & Highlight Analysis

	Actual FY25	Budget FY26	Proposed FY27	Inc (Dec) Proposed vs. Budget	% Change
B - Executive Branch					
Personnel Expenses					
Salary and Wages	3,772,755	4,530,850	4,452,003	(78,847)	-1.74%
Fringe Benefits	1,665,708	2,271,783	2,117,855	(153,928)	-6.78%
Personnel Expenses Total	\$ 5,438,463	\$ 6,802,633	\$ 6,569,858	\$ (232,775)	-3.42%
Operating Expenses					
Services	560,457	910,905	535,710	(375,195)	-41.19%
Materials & Supplies	177,586	99,800	108,891	9,091	9.11%
Travel Expense	49,753	38,125	43,215	5,090	13.35%
Vehicle Operating	49,077	42,419	55,100	12,681	29.89%
Capital Assets	36,946	-	-	-	-
Capital Outlay	33,173	2,500	-	(2,500)	-100.00%
Other Expenses	369,143	326,543	368,131	41,588	12.74%
Operating Expenses Total	\$ 1,276,134	\$ 1,420,292	\$ 1,111,047	\$ (309,245)	-21.77%
Transfers To					
Other Financing Uses	7,789	-	-	-	-
Transfers To Total	\$ 7,789	-	-	-	-
B - Executive Branch Total	\$ 6,722,386	\$ 8,222,925	\$ 7,680,905	\$ (542,020)	-6.59%

Recommended decrease: \$ (542,020)

- **Salaries & Benefits \$ (232,775)**
 - 3 positions transferred to Econ Dev
- **Operations \$ (309,245)**
 - RFP Agencies removed \$ (148,000)
 - Reduced Innovation Fund \$ (162,076)



Executive Branch

FY2027 Executive Summary

Description

The Fiscal Year 2027 (FY27) proposed budget reflects the Executive Branch's commitment to continuing to advance the mission and vision outlined for Mayor Kelly's second term.

This is a fiscally responsible budget that shows a \$542,020 (-6.59%) reduction relative to FY26, reflecting an ongoing effort to optimize resource alignment. It ensures the continued delivery of effective, essential services while enhancing our capacity to achieve the outcomes expected by our residents and consistent with the One Chattanooga core values.

The proposed budget covers the Mayor's Office & Executive Office Administration, Communications and the Family Justice Center (FJC). It also includes the Office of Constituent Services (OCS), which is made up of the OCS team, 311 service center employees and Neighborhood Services.

The Mayor's Office and Executive Administration provide operational oversight and support to all city departments. Our objective is to facilitate collaboration and coordination across the organization to ensure the effective delivery of city services in our communities. This proposed budget provides a blueprint that builds on the previous budgets in this administration.

The FJC is committed to providing safe spaces and essential services for victims and survivors of domestic, sexual, and family violence. Through education and coordinated community collaborations, the FJC promotes healing, transformation, and hope, while fostering public safety and driving meaningful social change.

Having a unified Office of Constituent Services (OCS) that includes 311, and Neighborhood Services, has elevated our responsiveness and enhanced our ability to address resident inquiries, issues and concerns with greater urgency and efficiency. This structure strengthens our ability to build healthy community relationships and ensures the administration remains responsive to the needs of the city while advancing the Mayor's strategic vision.

The 311 Service Center — Chattanooga's One Call to City Hall — simplifies constituent access to City of Chattanooga services by providing a single, centralized point of contact for all city-related inquiries and service requests.

Vision

A city where everyone has access to opportunity and prosperity.

Mission

To remove barriers that prevent Chattanoogaans from living the life they choose and ensure outcomes that improve lives.

Trends

The Executive Branch remains focused on the vision and mission set forth in our One Chattanooga strategic plan. Despite national challenges regarding housing and rental markets, homelessness, aging infrastructure, technology and AI integration, crime, and budgetary constraints, Chattanooga remains on course to becoming a city where everyone has access to opportunity and prosperity.

The Mayor's Office is committed to results-driven governance, ensuring that funds and resources are directed with precision to priorities that deliver tangible outcomes. We maintain a steadfast commitment to fiscal responsibility and transparency in all city spending.

Budget Overview

The FY27 budget continues to support the Executive Branch's strategic investments, enabling us to deliver effective, efficient, and essential city services. This reflects our commitment to highlighting the successful initiatives and inherent strengths of our city.

Budget Highlights:

- Total budget request is \$7,680,905 (decrease \$542,020 (-6.59%))
- Total headcount is 59 within the six (6) divisions
- Reduced personnel in the Executive Branch moving three (3) positions to Economic Development:
 - Director, New Chattanoogaans
 - Senior Advisor Economic Opportunity (Former Deputy COO)
 - Executive Assistant to COO
- Reduced personnel in the Executive Branch also includes deletion of the Director of Design position.
- FJC is requesting a new position totaling \$109,541 including salary & benefits

Notable Variances:

- Budget increases:
 - Security Services - added a \$7,000 budget to this account line - this service is used for coverage in the City Hall Lobby
 - Tuition & Books - added \$2,000 budget to this account line for staff tuition reimbursement
- Budget decreases:
 - Consultant Fees are being reduced by \$50,000
 - Other Contracted Services reduced by a total of \$180,000 (Executive Branch Admin & Innovation)

- Training costs reduced by \$3,000 in Executive Branch Admin

Position Request:

- Mental Health and Health Care centers are increasing nationally within the Family Justice Center framework and model of care. In addition there is a lack of services addressing child witness to violence. The FJC currently offers counseling to children and adults experiencing trauma but Chattanooga has limited services for children and adults exposed to Family Violence or Community Violence.
 - The FJC budget includes a position request for a Mental Health Counselor as the center partners with social service agencies that have clients who experience trauma and need mental health support. This position will support referrals from FJC partners, community allies and City departments such as OCH, CD, OFE and the Library, etc.
- 311 to have continued career progression from Customer Service Representative I (CSRI) to Customer Service Representative II (CSR II).

Future Challenges and Opportunities

Like many cities across the country, inadequate funding is one of our most significant challenges. For FY27, our focus is to responsibly and strategically allocate available funds to address core priorities. This approach ensures we maintain a high-performing city government, deliver impactful services, and ultimately improve the well-being of all Chattanooga residents.

For the 311 division, the primary challenge is maintaining responsive, efficient, and effective customer service while managing increasing demand. As the city's central information hub, the Service Center coordinates requests across all departments.

Looking ahead, the 311 Service Center will continue to strengthen cross-departmental coordination, leverage technology to improve response times, and enhance the overall constituent experience. The 311 Service Center goal is to help residents navigate city government efficiently.

Overall, the primary focus of the Executive Branch is to ensure residents receive the services they expect and to deliver them with excellence.



City of Chattanooga
Operational Budget
Fiscal Year 2027

Row Labels	Actual FY25	Budget FY26	Proposed FY27	Inc (Dec)	
				Proposed vs. Budget	% Change
1100 - General Fund					
B-Executive Branch					
CC_B00101 - Executive Office Admin	3,062,616	3,669,572	3,358,132	(311,440)	-8.49%
CC_B00107 - Innovation Funding	90,997	300,000	137,924	(162,076)	-54.03%
CC_B00108 - Mayors Council Groups	-	5,000	4,300	(700)	-14.00%
CC_B00201 - MAYOR Community Health	980,944	-	-	-	0.00%
CC_B00202 - Community Safety and Gun Violence Prevention	865,989	-	-	-	0.00%
CC_B00301 - Family Justice Center	1,042,778	1,170,232	1,158,376	(11,856)	-1.01%
CC_B00401 - Mayor Communications	666,284	637,466	579,326	(58,140)	-9.12%
CC_B00501 - Office of Constituent Services	951	257,194	264,105	6,911	2.69%
CC_B00502 - OCS 311 Call Center	11,828	1,570,135	1,579,807	9,672	0.62%
CC_B00503 - OCS Neighborhood Services	-	613,326	598,935	(14,391)	-2.35%
B-Executive Branch Total	6,722,386	8,222,925	7,680,905	(542,020)	-6.59%



City of Chattanooga
Operational Budget
Fiscal Year 2027

Row Labels	Actual FY25	Budget FY26	Proposed FY27	Inc (Dec)	
				Proposed vs. Budget	% Change
1100 - General Fund					
B-Executive Branch					
Personnel					
Salary and Wages	3,772,755	4,530,850	4,452,003	(78,847)	-1.74%
Fringe Benefits	1,665,708	2,271,783	2,117,855	(153,928)	-6.78%
Personnel Total	5,438,463	6,802,633	6,569,858	(232,775)	-3.42%
Operations					
Services	560,457	910,905	535,710	(375,195)	-41.19%
Materials & Supplies	177,586	99,800	108,891	9,091	9.11%
Travel Expense	49,753	38,125	43,215	5,090	13.35%
Vehicle Operating	49,077	42,419	55,100	12,681	29.89%
Capital Assets	36,946	-	-	-	0.00%
Capital Outlay	33,173	2,500	-	(2,500)	-100.00%
Other Expenses	369,143	326,543	368,131	41,588	12.74%
Operations Total	1,276,134	1,420,292	1,111,047	(309,245)	-21.77%
Transfers To					
Other Financing Uses	7,789	-	-	-	0.00%
Transfers To Total	7,789	-	-	-	0.00%
B-Executive Branch Total	6,722,386	8,222,925	7,680,905	(542,020)	-6.59%



City of Chattanooga
Operational Budget
Fiscal Year 2027

Row Labels	Actual FY25	Budget FY26	Proposed FY27	Inc (Dec)	
				Proposed vs. Budget	% Change
1100 - General Fund					
B-Executive Branch					
Personnel					
Salary and Wages					
601101-Regular Employees	3,358,744	3,826,581	4,248,837	422,256	11.03%
601199-Budget - Attrition (Salary)	-	(26,000)	-	26,000	-100.00%
601201-Overtime	4,332	5,000	5,000	-	0.00%
601202-Compensatory Time	4	2,000	2,000	-	0.00%
602105-Cellphone Allowance	12,226	22,080	20,400	(1,680)	-7.61%
602201-Incentive Awards	-	27,000	27,000	-	0.00%
602301-Personal Leave	282,655	534,368	-	(534,368)	-100.00%
602303-Final Leave Payout	102,754	-	-	-	0.00%
602304-Longevity	9,915	19,650	21,300	1,650	8.40%
602306-Call Back Pay	47	-	-	-	0.00%
602308-Bereavement Pay	2,076	-	-	-	0.00%
609999-Budget - Salaries & Wages	-	120,171	127,466	7,295	6.07%
Salary and Wages Total	3,772,755	4,530,850	4,452,003	(78,847)	-1.74%
Fringe Benefits					
611101-FICA (OASDI)	224,277	270,317	263,840	(6,477)	-2.40%
611102-Medicare	52,682	63,522	61,916	(1,606)	-2.53%
611199-Budget - Attrition (Benefits)	-	(19,000)	-	19,000	-100.00%
611201-General Pension	757,125	917,296	894,168	(23,128)	-2.52%
611206-Other Post-employment Benefits (Civilian)	129,673	261,522	221,667	(39,855)	-15.24%
611301-Hospitalization	330,262	502,600	422,302	(80,298)	-15.98%
611302-Life Insurance Benefit	1,986	2,907	2,731	(176)	-6.05%
611303-Long-Term Disability	6,173	15,835	7,567	(8,268)	-52.21%
611304-Health Savings Accounts	98,693	123,526	111,228	(12,298)	-9.96%
611402-Employee Health Savings Acct	176	-	216	216	0.00%
611403-On-site Medical Program	59,739	87,504	81,019	(6,485)	-7.41%
611404-On-site Facility	4,923	6,960	6,588	(372)	-5.34%
619999-Budget - Fringe Benefits	-	38,794	44,613	5,819	15.00%
Fringe Benefits Total	1,665,708	2,271,783	2,117,855	(153,928)	-6.78%
Personnel Total	5,438,463	6,802,633	6,569,858	(232,775)	-3.42%
Operations					
Services					
701103-Consultant Fees	132,720	100,000	50,000	(50,000)	-50.00%
701113-Technology Development and Design	184	-	-	-	0.00%
701208-On-the-Job Injury Claims	2,020	-	-	-	0.00%
702103-Exterminating Service	515	1,000	1,000	-	0.00%
702105-Painting	596	-	-	-	0.00%
702109-Custodial Services	46,802	63,000	63,000	-	0.00%
702207-Maintenance Services	4,100	3,500	1,500	(2,000)	-57.14%
702208-Fire Prevention Measures	80	142	142	-	0.00%
702211-Grounds	13,040	-	-	-	0.00%
702213-Labor	1,800	3,200	1,500	(1,700)	-53.13%
702225-IT Maintenance - Licensing	149	60	60	-	0.00%
703101-Electricity	559	-	600	600	0.00%
703102-Natural Gas	-	-	425	425	0.00%
703103-Water	-	-	2,100	2,100	0.00%
703201-Telephone Service	-	-	4,000	4,000	0.00%

City of Chattanooga
Operational Budget
Fiscal Year 2027

Row Labels	Actual FY25	Budget FY26	Proposed FY27	Inc (Dec)	
				Proposed vs. Budget	% Change
703202-Cellular Phone Service	1,524	2,276	2,423	147	6.46%
703206-Air Cards	5,074	2,799	4,056	1,257	44.91%
704104-Equipment Rental	161	570	250	(320)	-56.14%
704108-Office Machine Rental	5,351	8,400	8,125	(275)	-3.27%
704201-Advertising	92,856	4,100	3,900	(200)	-4.88%
704210-Printing	4,252	3,500	3,100	(400)	-11.43%
704214-Lighting Service	1,500	-	-	-	0.00%
704215-Security Services	695	-	7,000	7,000	0.00%
704219-Property Appraisals	2,495	-	-	-	0.00%
704228-Translation Service	720	1,100	1,000	(100)	-9.09%
704304-Contractual Personnel Services	-	25	25	-	0.00%
704306-Dues	3,516	5,100	5,200	100	1.96%
704307-Employment Agencies	5,996	39,000	32,000	(7,000)	-17.95%
704308-Local Transportation	28	-	75	75	0.00%
704309-Meeting Expense	5,048	5,100	3,680	(1,420)	-27.84%
704310-Local Mileage	1,119	5,650	2,300	(3,350)	-59.29%
704311-Miscellaneous Services	13,555	-	-	-	0.00%
704312-Other Contracted Service	-	488,000	310,924	(177,076)	-36.29%
704319-Parking	2,048	1,680	2,100	420	25.00%
704335-Public Communication	29	-	-	-	0.00%
704340-Shredding and Recycling Services	185	353	350	(3)	-0.85%
704343-FJC - Client Support Services	3,646	4,500	5,000	500	11.11%
704347-Agency Contracted Services	197,000	148,000	-	(148,000)	-100.00%
704402-Unallocated Purchasing Card Expense	(1,133)	-	-	-	0.00%
704502-Postage	208	750	475	(275)	-36.67%
704601-Local Registration Fees	2,525	3,300	3,100	(200)	-6.06%
704602-Training Costs	8,005	15,800	13,800	(2,000)	-12.66%
704603-Tuition & Books	1,000	-	2,500	2,500	0.00%
705102-Supportive Services Clothing	12	-	-	-	0.00%
705201-Client Services - Hotel Rent	477	-	-	-	0.00%
Services Total	560,457	910,905	535,710	(375,195)	-41.19%
Materials & Supplies					
711101-Audio Visual Supplies	-	150	150	-	0.00%
711102-Books	14,205	100	400	300	300.00%
711104-Forms & Printed Material	4,812	4,500	5,100	600	13.33%
711107-Newspapers	1,295	700	700	-	0.00%
711108-Periodicals, Publications	433	-	600	600	0.00%
711109-Office Supplies & Stationery	7,562	10,800	11,800	1,000	9.26%
711110-Technology Accessories & Supplies	1,794	6,050	5,670	(380)	-6.28%
713109-Repair Parts	12	-	-	-	0.00%
714105-Building Maintenance Supplies	461	100	100	-	0.00%
714106-Cleaning Supplies	4,174	4,100	3,000	(1,100)	-26.83%
714107-Clothing	593	2,000	2,250	250	12.50%
714117-Food & Ice	40,217	13,000	13,750	750	5.77%
714119-Fuel	43	-	-	-	0.00%
714120-Hardware, Nails, Small Tools	486	-	-	-	0.00%
714122-Kitchen & Dining Room Supplies	155	-	800	800	0.00%
714126-Other Materials & Supplies	5,849	500	550	50	10.00%
714136-Dirt mix, Mulch, Topsoil	4,763	-	-	-	0.00%
714138-Flags Banners and Signage	14,965	6,100	5,100	(1,000)	-16.39%
714139-Parking Meter Parts	60	-	-	-	0.00%
714143-Event Planning, Services and Catering	31,678	34,000	34,180	180	0.53%

City of Chattanooga
Operational Budget
Fiscal Year 2027

Row Labels	Actual FY25	Budget FY26	Proposed FY27	Inc (Dec)	
				Proposed vs. Budget	% Change
714146-Classroom/Childcare Supplies	14	-	-	-	0.00%
714148-Security Material & Supplies	173	200	200	-	0.00%
714149-Waste and Recycle Containers	2,860	-	-	-	0.00%
714150-Promotional Items	40,983	12,500	22,541	10,041	80.33%
719999-Budget - Materials & Supplies	-	5,000	2,000	(3,000)	-60.00%
Materials & Supplies Total	177,586	99,800	108,891	9,091	9.11%
Travel Expense					
721101-Out-of-town Mileage	266	1,300	1,300	-	0.00%
721102-Transportation	15,306	12,500	13,750	1,250	10.00%
721103-Auto Rental	470	500	500	-	0.00%
721201-Hotels	20,027	16,500	16,900	400	2.42%
721202-Meals	5,053	2,300	3,100	800	34.78%
721301-Registration Fees	7,371	3,300	5,440	2,140	64.85%
721302-Other Travel Expenses	1,259	1,725	2,225	500	28.99%
Travel Expense Total	49,753	38,125	43,215	5,090	13.35%
Vehicle Operating					
731102-Gasoline	1,240	1,000	1,200	200	20.00%
731203-Vehicle Labor	226	250	250	-	0.00%
731204-Vehicle Parts & Supplies	485	-	200	200	0.00%
731301-Car Wash	165	300	150	(150)	-50.00%
731401-Fleet Leased Vehicle	46,815	40,869	53,300	12,431	30.42%
731403-Vehicle rental - local use	146	-	-	-	0.00%
Vehicle Operating Total	49,077	42,419	55,100	12,681	29.89%
Capital Assets					
761204-Equipment Purchase	36,946	-	-	-	0.00%
Capital Assets Total	36,946	-	-	-	0.00%
Capital Outlay					
772104-Grounds Equipment	27,950	-	-	-	0.00%
772108-Recreational Equipment	700	-	-	-	0.00%
772109-Office Furniture	341	-	-	-	0.00%
772111-Computer Software under 25000	1,400	1,000	-	(1,000)	-100.00%
772112-Computer equipment under 10000	1,533	-	-	-	0.00%
772115-Security Equipment	1,248	1,500	-	(1,500)	-100.00%
Capital Outlay Total	33,173	2,500	-	(2,500)	-100.00%
Other Expenses					
781103-Space Costs	260,850	200,903	203,235	2,332	1.16%
781106-Risk Mgmt Allocated Costs	-	74,340	113,846	39,506	53.14%
781301-Fees, Licenses, & Permits	14,329	16,000	15,000	(1,000)	-6.25%
782201-Awards	1,227	300	1,050	750	250.00%
782203-Refunds	(4)	-	-	-	0.00%
782207-Pass-through Awards	-	35,000	35,000	-	0.00%
782210-Program Expense	91,990	-	-	-	0.00%
782220-Sponsorships	750	-	-	-	0.00%
Other Expenses Total	369,143	326,543	368,131	41,588	12.74%
Operations Total	1,276,134	1,420,292	1,111,047	(309,245)	-21.77%
Transfers To					

City of Chattanooga
Operational Budget
Fiscal Year 2027

Row Labels	Actual FY25	Budget FY26	Proposed FY27	Inc (Dec)	
				Proposed vs. Budget	% Change
Other Financing Uses					
811111-Transfer to Gen Fd Special Programs	7,789	-	-	-	0.00%
Other Financing Uses Total	7,789	-	-	-	0.00%
Transfers To Total	7,789	-	-	-	0.00%
B-Executive Branch Total	6,722,386	8,222,925	7,680,905	(542,020)	-6.59%

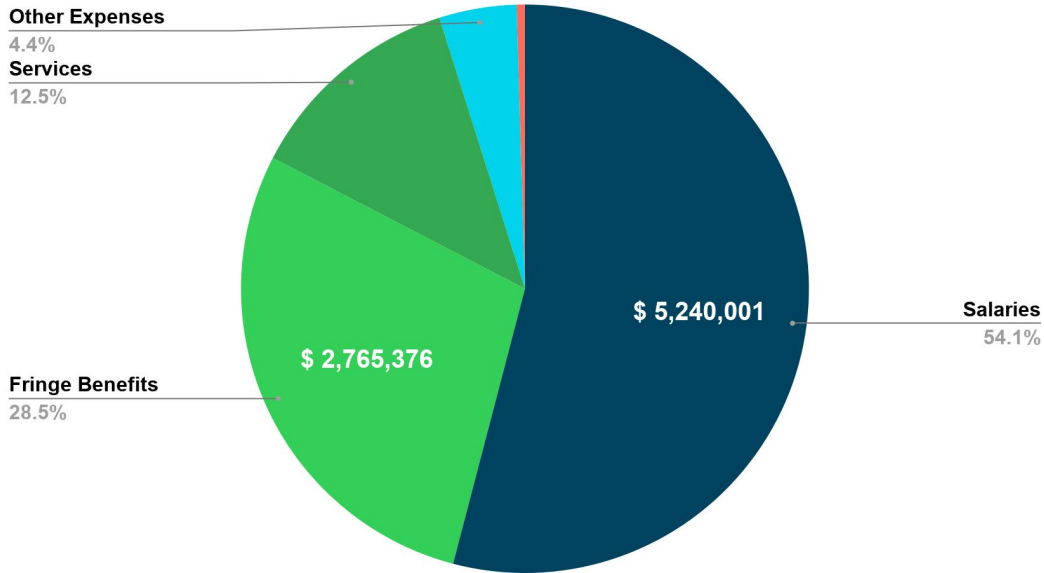
FY 2027 Budget Finance

Weston Porter – Chief Financial
Officer

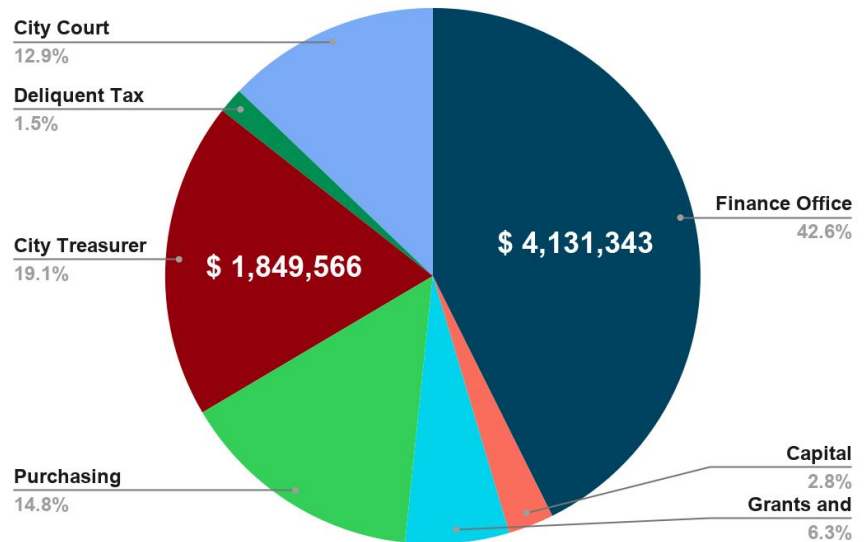
Divisions

- Finance Administration
- Treasury
- City Court Clerk
- Grants & Opportunities
- Capital
- Purchasing

FY27 Expenditures by Category



FY26 Budget	\$8,090,167
FY27 Proposed	\$9,690,241
Inc/(Dec)	\$1,600,074
Change %	19.78%



FY27 FINANCE - BUDGET PROPOSAL

3 Year Account Summary & Highlight Analysis

	Actual FY25	Budget FY26	Proposed FY27	Inc (Dec) Proposed vs. Budget	% Change
C-Finance & Admin					
Personnel					
Salary and Wages	3,656,847	4,238,776	5,240,001	1,001,225	23.62%
Fringe Benefits	1,787,613	2,237,487	2,765,376	527,889	23.59%
Personnel Total	\$5,444,460	\$6,476,263	\$8,005,377	\$ 1,529,114	23.61%
Operations					
Services	1,709,355	1,235,019	1,212,398	(22,621)	-1.83%
Materials & Supplies	25,941	45,950	45,500	(450)	-0.98%
Travel Expense	27,414	30,700	61,878	31,178	101.56%
Vehicle Operating	-	-	-	-	-
Insurance, Claims, and Damages	1,940	6,175	2,150	(4,025)	-65.18%
Capital Outlay	10,005	-	-	-	-
Other Expenses	458,919	296,060	362,938	66,878	22.59%
Operations Total	\$2,233,574	\$1,613,904	\$1,684,864	\$ 70,960	4.40%
C - Finance & Admin Total	\$7,678,034	\$8,090,167	\$9,690,241	\$ 1,600,074	19.78%

Recommended Increase: \$1,600,074

- **Salaries & Benefits \$1,529,114**
 - Purchasing moved to Dept C
- **Operations \$70,960**
 - Purchasing moved to Dept C \$95,356
 - Consultant Fees \$ (12,300)



Finance & Administration

FY27 Executive Summary

Description

The Department of Finance and Administration provides financial oversight, management information, and strategic guidance to the Mayor, Department Administrators, and City Council. Responsible for all budget and finance-related functions of the City, the department manages accounting, treasury operations, and financial reporting. Additionally, it supports City departments and agencies in areas such as the City Court Clerk operations, capital planning, grants administration, accounts payable, purchasing, and payroll.

Vision

To ensure excellence in the management of public resources and promote public and investor confidence in City government.

Mission

To serve all stakeholders through effective and efficient stewardship of resources while maintaining strong fiscal health.

Trends

The Department of Finance and Administration remains dedicated to maintaining the City's long-term fiscal stability and maximizing efficiency in the allocation of tax dollars and other financial resources. Key focus areas include accounting, financial reporting, investments, debt management, and revenue collection. The department also works to develop and enhance processes that ensure compliance with federal, state, and local regulations.

Over the past three years, the department has continued to invest in our purchasing and grants teams. The grants team operates in an ever-changing environment which requires constant training. They are also in the final stages of instituting city-wide grant tracking software that will allow us better visibility and help maintain grant compliance. The purchasing team is in the process of undertaking a local supplier engagement effort. They brought on a new supplier engagement manager in FY26 and are committed to ongoing efforts to engage our local business community. These investments are intended to further our efforts to become more proactive and not just reactive.

Budget Overview

The department's primary objective is to deliver excellence in financial management, aligning with the City's mission to foster economic growth and ensure high-quality services for residents. The FY27 budget provides oversight of all City departments and agencies, covering budgeting, accounts payable, payroll, accounting, financial reporting, debt and investment management, grant opportunities, capital planning, and purchasing. Additionally, the department plays a key role in supporting the executive and legislative branches in executing economic development strategies.

Finance Administration continuously seeks areas for improvement, prioritizing staff development and operational efficiency. Management evaluates workforce competencies to promote a culture of professional growth. Through collaboration with internal and external cross-functional teams, the department identifies and implements process enhancements.

Budget Highlights

The FY27 budget request reflects a flat over the FY26 budget of \$9,690,241.

- **Personnel Costs:** The department's greatest asset—and highest expense—is its workforce. Personnel costs have increased by **\$1,529,114 (23.61%)**. In this budget, we are centralizing the payroll function of the City into the Finance Department.
- **Operational Costs:** The budget includes a **\$70,960 (4.40%)** increase in operational expenses to support continued efficiency and service improvements.

This budget reflects the department's commitment to maintaining financial integrity, optimizing operations, and ensuring continued support for the City's economic and administrative functions.

Position Requests

- **1 new Payroll Technician** This was a 1 for 2 swap done in FY26 to split the previous Payroll Manager into two Payroll Techs to help with the increased workload from centralizing the payroll function.

Future Challenges and Opportunities

During FY26, the Finance and Administration Department began a number of initiatives that are designed to create efficiencies within the City and provide a better overall service to our internal and external customers. These included the centralization of payroll and overhaul of our supplier engagement practices in purchasing. We are also working through navigating a post-ARPA environment. This means that the grants team is shifting focus from ARPA compliance to being more proactive in working with departments on finding, securing, and managing grants that help push forward important work across the City. Post ARPA also means the end of COVID relief funding and as a result of that, we recognize the need to be as diligent as possible with our funds. Our Treasurer is leveraging all the tools at his disposal to put the City's money to work in the most meaningful way while also maintaining a high level of responsibility and fiduciary care.

City of Chattanooga
Operational Budget
Fiscal Year 2027

Row Labels	Actual FY25	Budget FY26	Proposed FY27	Inc (Dec)	
				Proposed vs. Budget	% Change
C-Finance & Admin					
CC_C00100 - City General Tax Revenue	44,560	-	-	-	0.00%
CC_C00101 - Finance Office	3,939,778	4,042,174	4,131,343	89,169	2.21%
CC_C00102 - Capital Planning	-	257,821	266,960	9,139	3.54%
CC_C00104 - Financial Grant and Opportunities	498,141	586,629	607,327	20,698	3.53%
CC_C00106 - Purchasing	-	-	1,438,408	1,438,408	0.00%
CC_C00201 - Office of City Treasurer	1,625,559	1,857,970	1,849,566	(8,404)	-0.45%
CC_C00202 - Delinquent Tax	188,484	125,000	149,000	24,000	19.20%
CC_C00203 - Land Bank Surplus Property Sale	59,283	-	-	-	0.00%
CC_C00301 - City Court Clerks Office	1,322,229	1,220,573	1,247,637	27,064	2.22%
C-Finance & Admin Total	7,678,034	8,090,167	9,690,241	1,600,074	19.78%



City of Chattanooga
Operational Budget
Fiscal Year 2027

Row Labels	Actual FY25	Budget FY26	Proposed FY27	Inc (Dec)	
				Proposed vs. Budget	% Change
C-Finance & Admin					
Personnel					
Salary and Wages	3,656,847	4,238,776	5,240,001	1,001,225	23.62%
Fringe Benefits	1,787,613	2,237,487	2,765,376	527,889	23.59%
Personnel Total	5,444,460	6,476,263	8,005,377	1,529,114	23.61%
Operations					
Services	1,709,355	1,235,019	1,212,398	(22,621)	-1.83%
Materials & Supplies	25,941	45,950	45,500	(450)	-0.98%
Travel Expense	27,414	30,700	61,878	31,178	101.56%
Insurance, Claims, and Damages	1,940	6,175	2,150	(4,025)	-65.18%
Capital Outlay	10,005	-	-	-	0.00%
Other Expenses	458,919	296,060	362,938	66,878	22.59%
Operations Total	2,233,574	1,613,904	1,684,864	70,960	4.40%
C-Finance & Admin Total	7,678,034	8,090,167	9,690,241	1,600,074	19.78%



City of Chattanooga
Operational Budget
Fiscal Year 2027

Row Labels	Actual FY25	Budget FY26	Proposed FY27	Inc (Dec)	
				Proposed vs. Budget	% Change
C-Finance & Admin					
Personnel					
Salary and Wages					
601101-Regular Employees	3,244,962	3,537,729	4,940,596	1,402,867	39.65%
601103-Part Time Employees	31,324	94,560	96,899	2,339	2.47%
601105-Injured On Duty Pay	328	-	-	-	0.00%
601199-Budget - Attrition (Salary)	-	(49,000)	-	49,000	-100.00%
601201-Overtime	22,353	-	1,600	1,600	0.00%
601202-Compensatory Time	40	-	-	-	0.00%
602105-Cellphone Allowance	6,480	7,200	7,920	720	10.00%
602301-Personal Leave	317,447	505,390	-	(505,390)	-100.00%
602303-Final Leave Payout	3,816	-	-	-	0.00%
602304-Longevity	27,525	31,950	39,150	7,200	22.54%
602306-Call Back Pay	33	-	-	-	0.00%
602308-Bereavement Pay	2,538	-	-	-	0.00%
602309-Holiday Pay	(0)	-	-	-	0.00%
609999-Budget - Salaries & Wages	-	110,947	153,836	42,889	38.66%
Salary and Wages Total	3,656,847	4,238,776	5,240,001	1,001,225	23.62%
Fringe Benefits					
611101-FICA (OASDI)	213,604	258,506	314,752	56,246	21.76%
611102-Medicare	49,956	60,463	73,607	13,144	21.74%
611199-Budget - Attrition (Benefits)	-	(31,000)	-	31,000	-100.00%
611201-General Pension	734,004	853,319	1,042,755	189,436	22.20%
611206-Other Post-employment Benefits (Civilian)	124,588	243,284	259,373	16,089	6.61%
611301-Hospitalization	470,303	587,599	776,803	189,204	32.20%
611302-Life Insurance Benefit	2,507	3,067	3,761	694	22.63%
611303-Long-Term Disability	6,118	16,433	10,134	(6,299)	-38.33%
611304-Health Savings Accounts	93,471	104,690	97,530	(7,160)	-6.84%
611402-Employee Health Savings Acct	149	-	243	243	0.00%
611403-On-site Medical Program	86,194	97,812	124,404	26,592	27.19%
611404-On-site Facility	6,720	7,560	9,120	1,560	20.63%
619999-Budget - Fringe Benefits	-	35,754	52,894	17,140	47.94%
Fringe Benefits Total	1,787,613	2,237,487	2,765,376	527,889	23.59%
Personnel Total	5,444,460	6,476,263	8,005,377	1,529,114	23.61%
Operations					
Services					
701102-Auditing & Accounting Services	6,345	5,200	7,800	2,600	50.00%
701103-Consultant Fees	473,352	50,000	31,000	(19,000)	-38.00%
701208-On-the-Job Injury Claims	19,934	-	-	-	0.00%
701213-On-the-Job Injury Settlement Claims	4,656	-	-	-	0.00%
702207-Maintenance Services	2,525	-	-	-	0.00%
702225-IT Maintenance - Licensing	853	450	450	-	0.00%
702226-IT Maintenance - Hosting	3,210	2,160	3,000	840	38.89%
702227-IT Maintenance - Support Maintenance	2,382	-	-	-	0.00%
703103-Water	3	-	-	-	0.00%
703202-Cellular Phone Service	517	600	1,000	400	66.67%
703206-Air Cards	817	-	461	461	0.00%
704108-Office Machine Rental	12,852	22,730	23,120	390	1.72%
704201-Advertising	22,278	20,500	69,112	48,612	237.13%
704207-Collection Expense	19,123	21,000	20,000	(1,000)	-4.76%

City of Chattanooga
Operational Budget
Fiscal Year 2027

Row Labels	Actual FY25	Budget FY26	Proposed FY27	Inc (Dec)	
				Proposed vs. Budget	% Change
704210-Printing	30,015	33,600	35,700	2,100	6.25%
704211-Court Costs	1,176	2,500	2,500	-	0.00%
704215-Security Services	5,677	5,000	3,540	(1,460)	-29.20%
704228-Translation Service	17,332	20,000	18,000	(2,000)	-10.00%
704306-Dues	19,167	7,555	9,005	1,450	19.19%
704307-Employment Agencies	22,652	50,000	-	(50,000)	-100.00%
704309-Meeting Expense	3,072	5,050	8,250	3,200	63.37%
704310-Local Mileage	2,561	1,700	750	(950)	-55.88%
704311-Miscellaneous Services	1,039	-	-	-	0.00%
704312-Other Contracted Service	-	30,000	8,000	(22,000)	-73.33%
704319-Parking	9,828	10,224	10,500	276	2.70%
704321-County Trustee Collection Fee	779,653	734,000	734,000	-	0.00%
704337-Title/Escrow Search	77,800	80,000	80,000	-	0.00%
704340-Shredding and Recycling Services	195	250	800	550	220.00%
704403-Disputed Purchasing Card Expense	220	-	-	-	0.00%
704501-Freight, Express & Drayage	1,265	-	-	-	0.00%
704502-Postage	148,831	90,000	112,550	22,550	25.06%
704601-Local Registration Fees	373	2,500	1,500	(1,000)	-40.00%
704602-Training Costs	11,973	29,500	22,860	(6,640)	-22.51%
704702-Bank Service Charges	478	500	500	-	0.00%
704705-Credit Card Use Charge	7,203	10,000	8,000	(2,000)	-20.00%
Services Total	1,709,355	1,235,019	1,212,398	(22,621)	-1.83%
Materials & Supplies					
711104-Forms & Printed Material	3,804	13,000	7,400	(5,600)	-43.08%
711107-Newspapers	-	-	450	450	0.00%
711108-Periodicals, Publications	-	-	1,000	1,000	0.00%
711109-Office Supplies & Stationery	18,690	25,500	27,800	2,300	9.02%
711110-Technology Accessories & Supplies	-	2,500	1,500	(1,000)	-40.00%
711111-Printer Toner Cartridges	154	1,000	1,000	-	0.00%
712109-Paint	759	-	-	-	0.00%
714107-Clothing	240	-	200	200	0.00%
714112-Electronic Parts	63	-	-	-	0.00%
714117-Food & Ice	733	2,950	3,950	1,000	33.90%
714122-Kitchen & Dining Room Supplies	1,426	1,000	1,200	200	20.00%
714124-Medical Supplies (First Aid)	72	-	-	-	0.00%
714150-Promotional Items	-	-	1,000	1,000	0.00%
Materials & Supplies Total	25,941	45,950	45,500	(450)	-0.98%
Travel Expense					
721101-Out-of-town Mileage	2,537	1,900	2,850	950	50.00%
721102-Transportation	1,671	2,500	5,900	3,400	136.00%
721103-Auto Rental	177	-	-	-	0.00%
721201-Hotels	8,467	4,800	16,490	11,690	243.54%
721202-Meals	4,232	1,900	6,098	4,198	220.95%
721301-Registration Fees	9,306	4,100	14,340	10,240	249.76%
721302-Other Travel Expenses	1,025	15,500	16,200	700	4.52%
Travel Expense Total	27,414	30,700	61,878	31,178	101.56%
Insurance, Claims, and Damages					
742503-Fidelity & Surety Bonds	1,940	6,175	2,150	(4,025)	-65.18%
Insurance, Claims, and Damages Total	1,940	6,175	2,150	(4,025)	-65.18%

City of Chattanooga
Operational Budget
Fiscal Year 2027

Row Labels	Actual FY25	Budget FY26	Proposed FY27	Inc (Dec)	
				Proposed vs. Budget	% Change
Capital Outlay					
772109-Office Furniture	3,478	-	-	-	0.00%
772112-Computer equipment under 10000	5,211	-	-	-	0.00%
772115-Security Equipment	1,315	-	-	-	0.00%
Capital Outlay Total	10,005	-	-	-	0.00%
Other Expenses					
781103-Space Costs	397,961	210,000	210,000	-	0.00%
781106-Risk Mgmt Allocated Costs	-	83,160	149,898	66,738	80.25%
781301-Fees, Licenses, & Permits	-	2,000	2,140	140	7.00%
782201-Awards	1,675	900	900	-	0.00%
782222-Net Surplus of Back Tax Lots Sale for Land Bank O	59,283	-	-	-	0.00%
Other Expenses Total	458,919	296,060	362,938	66,878	22.59%
Operations Total	2,233,574	1,613,904	1,684,864	70,960	4.40%
C-Finance & Admin Total	7,678,034	8,090,167	9,690,241	1,600,074	19.78%



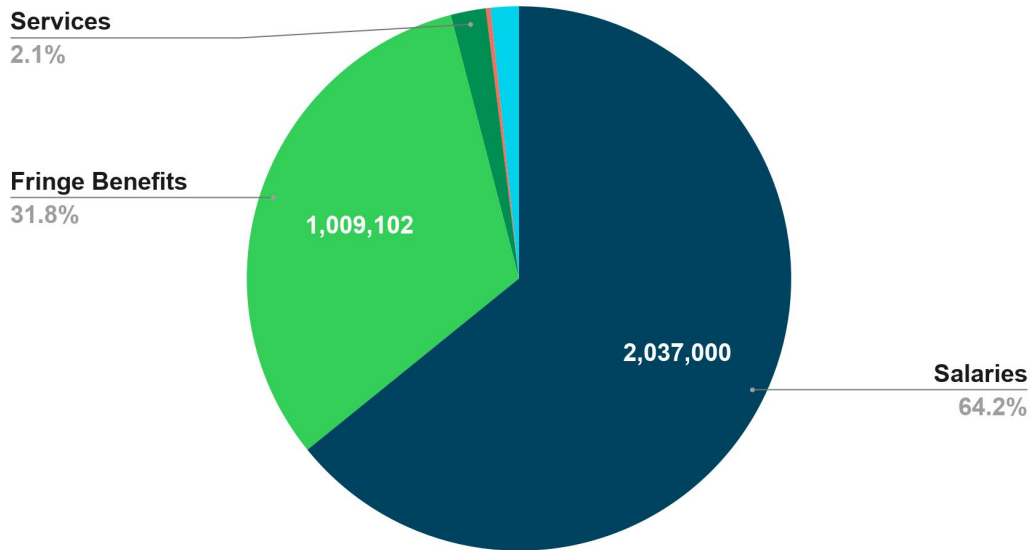
FY 2027 Budget Human Resources

Burnessa Rollins – Deputy Chief Human
Resources Officer

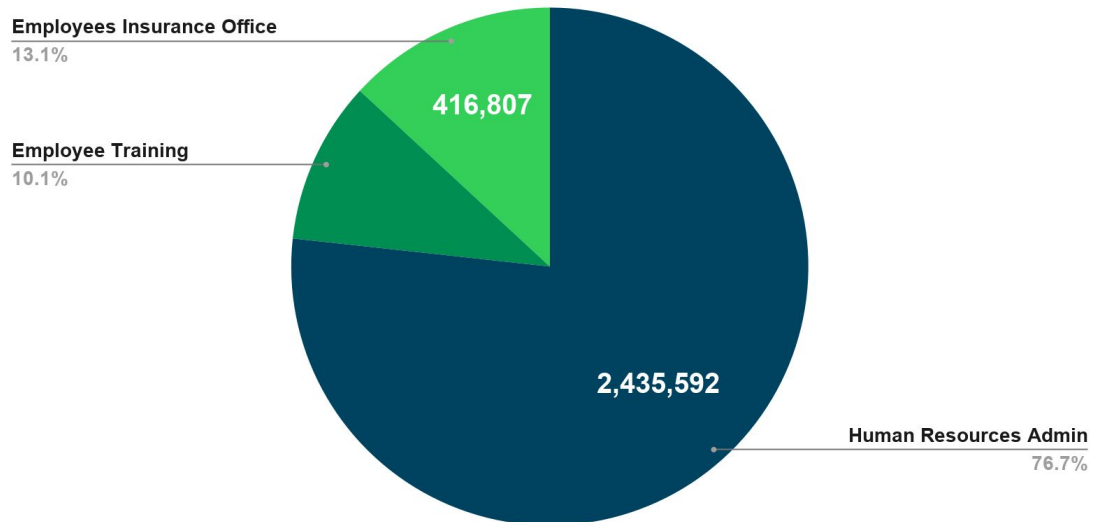
Divisions

- Administration
- Employees Insurance Office
- Employees Safety Program

FY27 Expenditures by Category



FY26 Budget	\$3,005,659
FY27 Proposed	\$3,174,323
Inc/(Dec)	\$168,664
Change %	5.61%



3 Year Account Summary & Highlight Analysis

	Actual FY25	Budget FY26	Proposed FY27	Inc (Dec) Proposed vs. Budget	% Change
E - Human Resources					
Personnel					
Salary and Wages	2,070,887	1,866,280	2,037,000	170,720	9.15%
Fringe Benefits	975,479	1,019,759	1,009,102	(10,657)	-1.05%
Personnel Total	\$3,046,366	\$2,886,039	\$3,046,102	\$ 160,063	5.55%
Operations					
Services	89,684	68,830	66,263	(2,567)	-3.73%
Materials & Supplies	6,705	10,520	8,624	(1,896)	-18.02%
Travel Expense	2,793	-	1,500	1,500	-
Insurance, Claims, and Damages	652,666	-	-	-	-
Capital Outlay	18,911	750	-	(750)	-100.00%
Other Expenses	10,584	39,520	51,834	12,314	31.16%
Operations Total	\$ 781,343	\$ 119,620	\$ 128,221	\$ 8,601	7.19%
E - Human Resources Total	\$3,827,709	\$3,005,659	\$3,174,323	\$ 168,664	5.61%

Recommended increase: \$168,664

- **Salaries & Benefits \$160,063**
 - Attrition Removed \$161,000
- **Operations \$8,601**
 - Risk Mgmt Allocated Costs increase \$15,314



Human Resources

FY27 Executive Summary

Description

The Human Resources (HR) Department supports all City of Chattanooga services by managing the entire employee lifecycle, providing benefits, training, and guidance, while mitigating risk. HR ensures a qualified and diverse workforce through recruitment, sourcing, and internal promotion. HR manages job classifications, compensation, benefits, and salary plans to remain competitive. Services include training, onboarding, policy guidance (including the EIG), workplace investigations, grievance processing, and personnel record management. HR also maintains a competitive health and wellness program, including benefits, an on-site medical clinic, a dedicated fitness gym/pharmacy, and an Employee Assistance Program for confidential support.

Vision

Serving the City of Chattanooga with competence, consistency, and care by fostering an engaged and motivated workforce.

Mission

Our Mission is to provide leadership, collaboration, and support services to departments in the selection, training, development, compensation, and well-being of all employees. We will deliver best-in-class service to all customer groups, including residents, employees, retirees, dependents, and applicants with a positive, engaging, and proactive approach. We strive to operate efficiently with integrity and transparency in support of the Mayor's vision of One Chattanooga.

Trends

The Human Resources Department continues to evolve to meet the workforce needs of the City of Chattanooga while supporting employees who serve our residents. The FY27 budget reflects a continued focus on service excellence, responsiveness, and consistency across departments. Recent efforts have included employee-first compensation strategies, implementation of step plans to improve salary and fringe forecasting, and targeted investments to address wage disparities in high-demand job classifications, strengthening the City's competitiveness in a challenging labor market.

HR has also prioritized operational efficiency and modernization through process improvements, expanded use of Oracle for training and workforce management, refreshed leadership and employee training programs, and enhanced wellness initiatives that support employee engagement and overall well-being. These efforts position HR to provide more consistent service delivery while supporting a multi-generational workforce.

Looking ahead, FY27 priorities include strengthening data integrity and reporting capabilities, optimizing the performance management system to drive accountability and recognize excellence, empowering HR Business Partners as strategic partners to departments, reducing vacancies through targeted recruitment strategies, and advancing a comprehensive compensation philosophy aligned with organizational values, market competitiveness, and fiscal responsibility. Through these initiatives, HR remains committed to building a strong workforce foundation that supports

recruitment, retention, performance, and employee engagement in alignment with the Mayor’s vision of One Chattanooga.

Budget Overview

The Human Resources Department serves as the critical workforce infrastructure powering all City of Chattanooga services, and our FY27 budget proposal identifies the essential resources required to provide "best-in-class" leadership, collaboration, and support for the Mayor’s vision of One Chattanooga. As Chattanooga navigates the challenges of housing inflation and a competitive labor market, these roles are central to our strategy of marketing "Total Rewards," such as PSLF, retirement stability, and wellness—while providing the upskilling necessary to bridge the digital divide across our multi-generational workforce. HR will move beyond administrative tasks to foster a high-performance culture that rewards excellence, ensures accountability, and provides consistent, proactive service to our residents, employees, and retirees.

Budget Highlights

- **Total budget request totaling \$ 3,174,323, incurring no overall total budget increase, includes the following budget of each HR Cost Center;**
 - **E00101 - HR Admin - \$2,435,592**
 - **Operating budget \$102,802**
 - **Salary and Benefits budget \$2,332,790**
 - **E00102 - Employee Training - \$321,924**
 - **Operating budget \$13,029**
 - **Salary and Benefits budget \$308,895**
 - **E00201 - Employee Insurance Office - \$416,807**
 - **Operating budget \$12,390**
 - **Salary and Benefits budget \$404,417**

- **Notable Variances:**
 - **E00101 - HR Admin. - Budget overall increase of \$451,256. Some increases or additions include:**
 - **Advertising - to attend more job fairs and to account for increasing prices of advertisements for City jobs, totaling an increase of \$2,299.**
 - **Local Mileage - to budget for the mileage reimbursements for site visits conducted by HR staff, totaling \$3,750.**
 - **E00102 - Employee Training - Budget decrease of \$6,568. This decrease includes;**
 - **Training costs have decreased by \$5,566**
 - **E00201 - Employee Insurance Office - Budget overall decrease of -\$289,160. The changes made include:**
 - **Transferring the Benefit Specialist, HR Analyst, and the Manager of Total Rewards out of E00201 to E00101 during FY26.**

Position Requests

- **HR has no new position requests at this time.**
-

Future Challenges and Opportunities

In FY27, the Human Resources Department must continue adapting recruitment and retention strategies to address a competitive labor market, rising housing costs, and inflationary pressures affecting employees. Clearly communicating the City's total rewards package will be essential to attracting and retaining talent, including cost-effective benefits, Public Service Loan Forgiveness (PSLF) eligibility, retirement stability, and long-term career opportunities, while reinforcing the meaningful impact of public service that distinguishes the City of Chattanooga as an employer.

Opportunities also exist to strengthen workforce capability by bridging the digital divide across a multi-generational workforce through targeted upskilling, leadership development, and professional growth initiatives. Continued investment in wellness, engagement, and mentoring programs will support a high-performance culture that promotes accountability, collaboration, and consistent service delivery across departments.



City of Chattanooga
Operational Budget
Fiscal Year 2027

Row Labels	Actual FY25	Budget FY26	Proposed FY27	Inc (Dec)	
				Proposed vs. Budget	% Change
E-Human Resources					
CC_E00101 - Human Resources Admin	1,848,899	1,984,336	2,435,592	451,256	22.74%
CC_E00102 - Employee Training	183,173	315,356	321,924	6,568	2.08%
CC_E00201 - Employees Insurance Office	567,734	705,967	416,807	(289,160)	-40.96%
CC_E00203 - Employees Safety Program	204,302	-	-	-	0.00%
CC_E00204 - Risk Management	903,350	-	-	-	0.00%
CC_E00301 - OJI Admin	120,250	-	-	-	0.00%
E-Human Resources Total	3,827,708	3,005,659	3,174,323	168,664	5.61%



City of Chattanooga
Operational Budget
Fiscal Year 2027

Row Labels	Actual FY25	Budget FY26	Proposed FY27	Inc (Dec)	
				Proposed vs. Budget	% Change
E-Human Resources					
Personnel					
Salary and Wages	2,070,887	1,866,280	2,037,000	170,720	9.15%
Fringe Benefits	975,479	1,019,759	1,009,102	(10,657)	-1.05%
Personnel Total	3,046,365	2,886,039	3,046,102	160,063	5.55%
Operations					
Services	89,684	68,830	66,263	(2,567)	-3.73%
Materials & Supplies	6,705	10,520	8,624	(1,896)	-18.02%
Travel Expense	2,793	-	1,500	1,500	0.00%
Insurance, Claims, and Damages	652,666	-	-	-	0.00%
Capital Outlay	18,911	750	-	(750)	-100.00%
Other Expenses	10,584	39,520	51,834	12,314	31.16%
Operations Total	781,343	119,620	128,221	8,601	7.19%
E-Human Resources Total	3,827,708	3,005,659	3,174,323	168,664	5.61%



City of Chattanooga
Operational Budget
Fiscal Year 2027

Row Labels	Actual FY25	Budget FY26	Proposed FY27	Inc (Dec)	
				Proposed vs. Budget	% Change
E-Human Resources					
Personnel					
Salary and Wages					
601101-Regular Employees	1,806,874	1,658,828	1,956,778	297,950	17.96%
601199-Budget - Attrition (Salary)	-	(101,000)	-	101,000	-100.00%
601201-Overtime	31	-	-	-	0.00%
601202-Compensatory Time	126	-	-	-	0.00%
602105-Cellphone Allowance	13,361	15,840	16,560	720	4.55%
602301-Personal Leave	175,081	236,976	-	(236,976)	-100.00%
602303-Final Leave Payout	63,238	-	-	-	0.00%
602304-Longevity	10,875	9,225	5,400	(3,825)	-41.46%
602308-Bereavement Pay	1,300	-	-	-	0.00%
609999-Budget - Salaries & Wages	-	46,411	58,262	11,851	25.53%
Salary and Wages Total	2,070,887	1,866,280	2,037,000	170,720	9.15%
Fringe Benefits					
611101-FICA (OASDI)	118,269	118,116	118,059	(57)	-0.05%
611102-Medicare	28,423	27,623	29,293	1,670	6.05%
611199-Budget - Attrition (Benefits)	-	(60,000)	-	60,000	-100.00%
611201-General Pension	401,525	398,913	398,741	(172)	-0.04%
611206-Other Post-employment Benefits (Civilian)	69,148	113,736	102,729	(11,007)	-9.68%
611301-Hospitalization	274,440	318,844	258,000	(60,844)	-19.08%
611302-Life Insurance Benefit	1,373	1,406	1,407	1	0.07%
611303-Long-Term Disability	3,412	7,806	3,914	(3,892)	-49.86%
611304-Health Savings Accounts	30,573	32,221	32,324	103	0.32%
611402-Employee Health Savings Acct	54	-	54	54	0.00%
611403-On-site Medical Program	44,872	42,900	41,424	(1,476)	-3.44%
611404-On-site Facility	3,390	3,240	3,240	-	0.00%
619999-Budget - Fringe Benefits	-	14,954	19,917	4,963	33.19%
Fringe Benefits Total	975,479	1,019,759	1,009,102	(10,657)	-1.05%
Personnel Total	3,046,365	2,886,039	3,046,102	160,063	5.55%
Operations					
Services					
701103-Consultant Fees	16,825	2,000	-	(2,000)	-100.00%
701107-Investigative Services	16,617	32,000	32,000	-	0.00%
701109-Legal Services	3,614	-	-	-	0.00%
702108-Locksmith	-	50	50	-	0.00%
702225-IT Maintenance - Licensing	23,465	3,500	1,500	(2,000)	-57.14%
702226-IT Maintenance - Hosting	97	-	-	-	0.00%
703202-Cellular Phone Service	58	480	480	-	0.00%
704108-Office Machine Rental	1,430	3,200	2,000	(1,200)	-37.50%
704201-Advertising	7,533	8,200	10,299	2,099	25.60%
704210-Printing	319	500	500	-	0.00%
704228-Translation Service	-	50	50	-	0.00%
704306-Dues	65	-	-	-	0.00%
704310-Local Mileage	14	250	4,000	3,750	1500.00%
704313-Recording Documents	(336)	-	250	250	0.00%
704340-Shredding and Recycling Services	84	200	200	-	0.00%
704501-Freight, Express & Drayage	96	100	100	-	0.00%
704502-Postage	5,419	3,400	3,000	(400)	-11.76%
704601-Local Registration Fees	-	200	500	300	150.00%

City of Chattanooga
Operational Budget
Fiscal Year 2027

Row Labels	Actual FY25	Budget FY26	Proposed FY27	Inc (Dec)	
				Proposed vs. Budget	% Change
704602-Training Costs	14,383	11,700	9,334	(2,366)	-20.22%
704603-Tuition & Books	-	3,000	2,000	(1,000)	-33.33%
Services Total	89,684	68,830	66,263	(2,567)	-3.73%
Materials & Supplies					
711101-Audio Visual Supplies	488	700	450	(250)	-35.71%
711102-Books	63	250	150	(100)	-40.00%
711104-Forms & Printed Material	2,027	1,800	2,000	200	11.11%
711109-Office Supplies & Stationery	2,313	2,500	2,500	-	0.00%
711110-Technology Accessories & Supplies	118	600	350	(250)	-41.67%
714107-Clothing	408	-	-	-	0.00%
714117-Food & Ice	631	2,050	1,300	(750)	-36.59%
714122-Kitchen & Dining Room Supplies	33	100	400	300	300.00%
714124-Medical Supplies (First Aid)	15	-	-	-	0.00%
714130-Safety Shoes	610	270	270	-	0.00%
714143-Event Planning, Services and Catering	-	2,250	1,204	(1,046)	-46.49%
Materials & Supplies Total	6,705	10,520	8,624	(1,896)	-18.02%
Travel Expense					
721301-Registration Fees	2,793	-	1,500	1,500	0.00%
Travel Expense Total	2,793	-	1,500	1,500	0.00%
Insurance, Claims, and Damages					
742402-Building & Content Insurance	496,615	-	-	-	0.00%
742404-Liability Insurance	35,801	-	-	-	0.00%
742501-Insurance Administrative Cost	120,250	-	-	-	0.00%
Insurance, Claims, and Damages Total	652,666	-	-	-	0.00%
Capital Outlay					
772109-Office Furniture	1,878	750	-	(750)	-100.00%
772111-Computer Software under 25000	(2,194)	-	-	-	0.00%
772112-Computer equipment under 10000	19,228	-	-	-	0.00%
Capital Outlay Total	18,911	750	-	(750)	-100.00%
Other Expenses					
781106-Risk Mgmt Allocated Costs	-	34,020	49,334	15,314	45.01%
781301-Fees, Licenses, & Permits	6,428	-	-	-	0.00%
782201-Awards	4,156	5,500	2,500	(3,000)	-54.55%
Other Expenses Total	10,584	39,520	51,834	12,314	31.16%
Operations Total	781,343	119,620	128,221	8,601	7.19%
E-Human Resources Total	3,827,708	3,005,659	3,174,323	168,664	5.61%

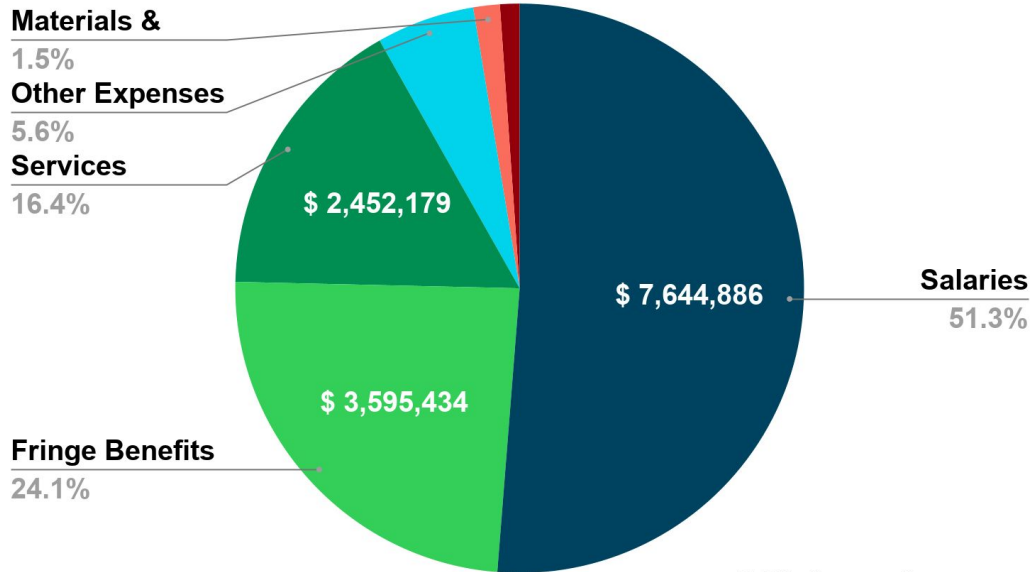
FY 2027 Budget Community Development

Cedric Henson – Administrator

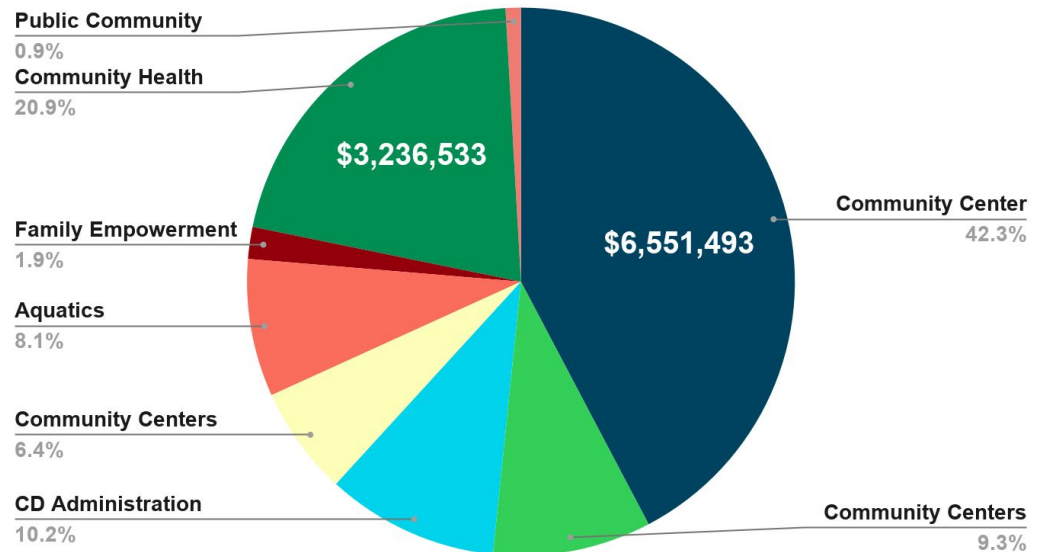
Divisions

- **Community Development Administration**
- **Community Centers**
- **Office of Family Empowerment**

FY27 Expenditures by Category



FY26 Budget	\$15,049,487
FY27 Proposed	\$14,915,526
Inc/(Dec)	-\$133,961
Change %	-0.89%



FY27 COMMUNITY DEVELOPMENT - BUDGET PROPOSAL

3 Year Account Summary & Highlight Analysis

	Actual FY25	Budget FY26	Proposed FY27	Inc (Dec) Proposed vs. Budget	% Change
G - Community Development					
Personnel					
Salary and Wages	5,193,304	7,411,778	7,644,886	233,108	3.15%
Fringe Benefits	2,275,056	3,442,836	3,595,434	152,598	4.43%
Personnel Total	\$7,468,360	\$10,854,614	\$11,240,320	\$ 385,706	3.55%
Operations					
Services	1,634,840	3,031,435	2,452,179	(579,256)	-19.11%
Materials & Supplies	172,127	232,900	224,450	(8,450)	-3.63%
Travel Expense	34,369	82,950	92,425	9,475	11.42%
Vehicle Operating	60,866	132,805	166,175	33,370	25.13%
Capital Assets	(565)	-	-	-	-
Capital Outlay	17,121	-	-	-	-
Other Expenses	129,178	714,783	739,977	25,194	3.52%
Operations Total	\$2,047,936	\$ 4,194,873	\$ 3,675,206	\$ (519,667)	-12.39%
G - Community Development Total	\$9,516,296	\$15,049,487	\$14,915,526	\$ (133,961)	-0.89%

Recommended increase: \$ (133,961)

- **Salaries & Benefits \$385,706**
 - Added 5 positions: 3 Asst Dir of Community Centers, Lifeguard 3, Manager of Community Safety & Gun Violence Prevention
- **Operations \$ (519,667)**
 - Removal of RFP Agencies \$ (325,000)
 - Reallocated funds to personnel for Gun Violence Prevention \$ (500,000)
 - Increase for Employment Agencies \$248,888



Department of Community Development

FY27 Executive Summary

Description

The Department of Community Development is dedicated to enhancing the quality of life for Chattanooga residents by providing holistic services, community programming, and resources that empower individuals and families. The department is comprised of several key divisions:

Office of Family Empowerment (OFE) provides case management, utility assistance, and emergency financial support for families facing crises. Through programs such as the Low-Income Home Energy Assistance Program (LIHEAP) and the Family Support Program, we work to remove barriers to stability. By leveraging partnerships and funding, we aim to move families forward by reducing poverty and expanding access to critical resources for Hamilton County residents. OFE has seen a significant increase in requests year over year, serving 3,988 households in FY23 and 4,242 households in FY24. Through these efforts, OFE has provided families with essential support for housing, utilities, and emergency assistance.

Community Centers serve as neighborhood resource hubs, offering skill-based training, education, workforce development, health initiatives, recreation, and general community services. Each center tailors its programming to meet local needs, guided by Community Advisory Committees (CACs). Our goal is to exceed expectations by delivering high-quality programming in partnership with internal and external stakeholders, ensuring a seamless and impactful experience for residents. In FY24, community centers served approximately 453,917 residents, reflecting a 77% increase from FY23.

Community Health advances equitable access to health education, prevention, and wellness services that address the social determinants of health and promote healthier communities. This division coordinates health-focused programming such as fitness and nutrition initiatives, chronic disease prevention, mental health awareness, and community-based screenings in partnership with healthcare providers and public health organizations. By embedding health services within community-based settings, Community Health works to reduce disparities and improve overall well-being for residents across Chattanooga.

Community Engagement & Programs leads the planning, development, and delivery of citywide and neighborhood-based programs that connect residents to opportunities for learning, enrichment, and civic participation. This division oversees special events, youth and senior programming, seasonal initiatives, and partnerships that enhance quality of life and strengthen community connections. Community Engagement & Programs also supports cross-divisional collaboration to ensure programming is coordinated, inclusive, and aligned with the City's One Chattanooga vision.

Public Relations & Marketing focus on increasing awareness and engagement with the department's programs and initiatives. Through media outreach, branding, and digital engagement efforts such as the MyChattConnect App and a proposed radio show, the department is strengthening its footprint in the community and ensuring residents have access to vital information and resources. Engage Chattanooga is also a key platform for digital engagement, allowing real-time interaction, transparency, and responsiveness to community needs. Since launching the MyChattConnect app on January 30, 2025, there have been 400+ downloads, allowing greater access to Community Development resources and updates.

Administration & Finance ensure the efficient operation of the department by overseeing budgeting, personnel management, LIHEAP and CSBG grant administration, and strategic planning. This division is responsible for ensuring that resources are allocated effectively to sustain and expand programs and services across the city.

Vision

Aligned with Mayor Tim Kelly's *One Chattanooga* plan, the Department of Community Development envisions an inclusive Chattanooga where every resident can access the resources, services, and opportunities needed to thrive. We strive to build equitable, resilient communities through collaboration, innovation, and sustainable development.

Mission

Our mission is to cultivate strong, vibrant communities by providing essential services, empowering families, and ensuring that community centers serve as dynamic hubs for engagement, learning, and support. Through strategic partnerships and innovative programming, we contribute to the *One Chattanooga* vision by advancing economic mobility, community resilience, and social equity.

Trends

The Department of Community Development's FY27 budget is shaped by ongoing workforce, operational, and service-delivery requirements. At the same time, aging facilities require sustained investment to avoid costly deferred maintenance and service disruptions. Demand for Community Development services continues to grow as centers function as essential community resource hubs for youth, seniors, families, and community engagement, increasing utilization and operational strain. These trends, combined with heightened expectations for data-driven accountability and performance transparency, require stable funding to protect frontline services, retain experienced staff, maintain safe and accessible facilities, and ensure the department continues to deliver prevention-focused services aligned with City priorities.

- **Increased Demand for Services** – Rising housing costs and economic instability continue to drive more families to seek OFE assistance. As demand grows, ensuring adequate resources and support remains a top priority.
- **Challenges with Federal Funding** - Prolonged government shutdowns have led to unpredictability and instability in the funding landscape. Program start dates shifted for FY26 as a result of government shutdowns and uncertainty, which has impacted OFE's ability to deliver needed services to families.
- **Diverse and Growing Populations** – The number of immigrants and Deaf/Hard-of-Hearing residents in Chattanooga is increasing, highlighting the need for enhanced language access and accessibility services. The city has identified Spanish, ASL, and Arabic as priority languages for public services, reflecting Chattanooga's changing demographics and the increasing number of non-English speaking residents seeking support.
- **Infrastructure Needs** – Aging community center facilities require ongoing maintenance and upgrades to meet increased programming and service demands.
- **Digital Engagement & Outreach** – Expanding digital access allows for responsive, effective, and transparent communication between the department and residents. Engage Chattanooga enhances two-way communication, allowing residents to provide input on services, access resources efficiently, and stay informed

about department initiatives. Strengthening digital outreach ensures broader engagement with all communities, especially those who may have barriers to in-person participation.

- **Community Resource Hubs** - Different by design of our traditional centers, six community centers will become Community Resource Hubs. In a traditional center programming availability can change by day or capacity due to resource constraints. The Community Resource Hubs will provide coordinated programming or access in four specific categories: Health & Wellness, Education & Workforce Development, Community Services & Social Support, and Recreation & Quality of Life.
- **Expanding Virtual Programming** - FY27 will focus on broadening access to Community Development programs beyond physical facility constraints. The department will incorporate virtual classes, workshops, and engagement opportunities that allow residents to participate regardless of transportation, work schedules, or mobility limitations. Virtual programming supports the One Chattanooga vision by increasing access and ensuring City services meet residents where they are.
- **Investing in Quality of Life for Our Seniors** - Community Development continues to strengthen senior programming that promotes health, independence, and social connection for older adults across Chattanooga. With the opening on the Eastgate Senior Center 2.0 in June 2026, our FY27 investments support enhanced wellness activities, lifelong learning opportunities, and both in-person and virtual engagement designed to reduce isolation and improve overall well-being.

Budget Overview

Community Development's FY27 budget reflects targeted, strategic adjustments to support critical programs and improve operational efficiency.

Adjustments focus on limited staffing enhancements to strengthen service delivery, targeted security measures to ensure safe and welcoming facilities, and expand capacity to better connect residents with available resources. These refinements were achieved through internal reallocations and cost controls rather than expanded spending.

Collectively, these investments align with the One Chattanooga vision by advancing economic inclusion, increasing access to services, and ensuring community spaces remain safe, accessible, and well-resourced for all residents, while maintaining fiscal responsibility.

Position Requests

- **Add (3) Assistant Directors, Community Centers (Full-Time)**
- **Add (1) Lifeguard 3 (Part-Time)**
- **Add (1) Manager Community Safety and Gun Violence Prevention**

Budget Highlights

- **Personnel**
 - **\$369,333** funding realignment to establish three Assistant Directors providing direct operational oversight for a system of more than 100 community center staff. These positions are essential to operational continuity, staff supervision, compliance, and day-to-day decision-making across multiple facilities.
- **Operations**
 - **\$175,000** funding realignment to support Community Resource Hubs at six community center sites, ensuring residents have localized access to workforce resources, technology, and essential services in trusted neighborhood spaces.
 - **\$500,000** funding realignment to strengthen Community Health operations, providing increased support for gun violence prevention and community safety initiatives. This adjustment funds one new Manager of Gun Violence and Community Safety position, along with temporary staffing and operational resources to expand outreach, coordination, and on-the-ground response efforts.

Future Challenges and Opportunities

To ensure long-term sustainability and enhanced community engagement, we are:

- **Developing Standing Funding for Community Resource Hubs:** creating seamless access to assistance application drop-offs, public computers, and program information. Additionally, OFE will offer workshops on a rotating monthly basis at designated centers to provide financial literacy, workforce development, and stability resources.
- **Increasing public outreach efforts,** including a radio show and expanded media presence, to rebrand and refocus the role of community centers in residents' daily lives.
- **Strengthening digital engagement** by integrating services into MyChattConnect App and Engage Chattanooga for improved communication and accessibility.

Strategic Investment in the Department

The Department of Community Development ensures that community centers remain central hubs for empowerment, resources, and engagement. These strategic investments will sustain and enhance services, reinforcing our commitment to a thriving Chattanooga that aligns with the *One Chattanooga* vision.

City of Chattanooga
Operational Budget
Fiscal Year 2027

Row Labels	Actual FY25	Budget FY26	Proposed FY27	Inc (Dec)	
				Proposed vs. Budget	% Change
G-Community Development					
CC_G00401 - CD Administration	1,034,887	1,186,059	1,574,468	388,409	32.75%
CC_G00403 - CD Public Communication	93,774	136,874	139,554	2,680	1.96%
CC_G00404 - CD Office of Family Empowerment	452,124	464,540	291,774	(172,766)	-37.19%
CC_G00501 - CD Community Centers Admin	643,409	1,001,007	994,356	(6,651)	-0.66%
CC_G00502 - CD Youth Kamp	371,806	469,000	469,000	-	0.00%
CC_G00503 - CD Comm Ctr Avondale	65,042	55,900	58,900	3,000	5.37%
CC_G00504 - CD Comm Ctr Chris L. Ramsey Sr (Brainerd)	103,575	91,500	91,500	-	0.00%
CC_G00505 - CD Comm Ctr Carver	43,819	47,500	47,500	-	0.00%
CC_G00506 - CD Comm Ctr East Chattanooga	36,516	36,500	36,500	-	0.00%
CC_G00507 - CD Comm Ctr East Lake	57,360	56,900	58,900	2,000	3.51%
CC_G00508 - CD Comm Ctr Jessie Igou (formerly Eastdale)	38,667	32,000	32,000	-	0.00%
CC_G00509 - CD Comm Ctr First Centenary	8,030	8,500	8,500	-	0.00%
CC_G00510 - CD Comm Ctr Frances B Wyatt	25,302	30,000	30,000	-	0.00%
CC_G00511 - CD Comm Ctr Glenwood	69,044	61,500	61,500	-	0.00%
CC_G00512 - CD Comm Ctr John A Patten	39,971	45,500	45,500	-	0.00%
CC_G00513 - CD Comm Ctr North Chattanooga	27,256	26,500	26,500	-	0.00%
CC_G00514 - CD Comm Ctr Shepherd	68,299	48,000	48,000	-	0.00%
CC_G00515 - CD Comm Ctr South Chattanooga	108,013	87,500	89,500	2,000	2.29%
CC_G00516 - CD Comm Ctr Tyner	41,474	41,000	41,000	-	0.00%
CC_G00517 - CD Comm Ctr Washington Hills	42,522	45,400	45,400	-	0.00%
CC_G00518 - CD Comm Ctr Westside Community Ctr	9,800	12,200	5,500	(6,700)	-54.92%
CC_G00519 - CD Comm Ctr Hixson	61,196	46,100	46,100	-	0.00%
CC_G00520 - CD Comm Ctr Cromwell Community Center	11,010	10,500	-	(10,500)	-100.00%
CC_G00521 - CD North River Civic Center	45,397	47,100	47,100	-	0.00%
CC_G00522 - CD Senior Center	-	130,000	145,000	15,000	11.54%
CC_G00523 - CD Heritage House	9,984	14,600	14,600	-	0.00%
CC_G00526 - CD Community Center Staffing	6,006,173	6,528,620	6,551,493	22,873	0.35%
CC_G00528 - CD Aquatics	1,669	542,431	678,848	136,417	25.15%
CC_G00701 - CD Neighborhood Services	179	-	-	-	0.00%
CC_G00901 - CD Community Engagement	-	1,175,596	765,584	(410,012)	-34.88%
CC_G00902 - CD Community Health	-	1,088,246	1,213,241	124,995	11.49%
CC_G00903 - CD Community Safety and Gun Violence Prevent	-	1,482,414	1,257,708	(224,706)	-15.16%
G-Community Development Total	9,516,296	15,049,487	14,915,526	(133,961)	-0.89%



City of Chattanooga
Operational Budget
Fiscal Year 2027

Row Labels	Actual FY25	Budget FY26	Proposed FY27	Inc (Dec)	
				Proposed vs. Budget	% Change
G-Community Development					
Personnel					
Salary and Wages	5,193,304	7,411,778	7,644,886	233,108	3.15%
Fringe Benefits	2,275,056	3,442,836	3,595,434	152,598	4.43%
Personnel Total	7,468,360	10,854,614	11,240,320	385,706	3.55%
Operations					
Services	1,634,840	3,031,435	2,452,179	(579,256)	-19.11%
Materials & Supplies	172,127	232,900	224,450	(8,450)	-3.63%
Travel Expense	34,369	82,950	92,425	9,475	11.42%
Vehicle Operating	60,866	132,805	166,175	33,370	25.13%
Capital Assets	(565)	-	-	-	0.00%
Capital Outlay	17,121	-	-	-	0.00%
Other Expenses	129,178	714,783	739,977	25,194	3.52%
Operations Total	2,047,936	4,194,873	3,675,206	(519,667)	-12.39%
G-Community Development Total	9,516,296	15,049,487	14,915,526	(133,961)	-0.89%



City of Chattanooga
Operational Budget
Fiscal Year 2027

Row Labels	Actual FY25	Budget FY26	Proposed FY27	Inc (Dec)	
				Proposed vs. Budget	% Change
G-Community Development					
Personnel					
Salary and Wages					
601101-Regular Employees	3,861,028	5,432,280	6,400,973	968,693	17.83%
601102-Temporary Staffing	2,731	-	-	-	0.00%
601103-Part Time Employees	578,717	1,032,298	1,040,189	7,891	0.76%
601105-Injured On Duty Pay	171	-	-	-	0.00%
601199-Budget - Attrition (Salary)	-	(143,000)	(124,126)	18,874	-13.20%
601201-Overtime	9,593	-	250	250	0.00%
601202-Compensatory Time	2,001	-	-	-	0.00%
602105-Cellphone Allowance	8,220	15,600	13,440	(2,160)	-13.85%
602301-Personal Leave	498,358	788,329	-	(788,329)	-100.00%
602302-Personal Leave Buybacks	448	-	-	-	0.00%
602303-Final Leave Payout	150,813	-	-	-	0.00%
602304-Longevity	75,375	94,275	83,250	(11,025)	-11.69%
602306-Call Back Pay	278	-	-	-	0.00%
602308-Bereavement Pay	5,570	-	-	-	0.00%
602309-Holiday Pay	(0)	-	-	-	0.00%
602313-Bilingual Pay	-	-	900	900	0.00%
609999-Budget - Salaries & Wages	-	191,996	230,010	38,014	19.80%
Salary and Wages Total	5,193,304	7,411,778	7,644,886	233,108	3.15%
Fringe Benefits					
611101-FICA (OASDI)	310,418	455,525	466,519	10,994	2.41%
611102-Medicare	72,598	106,541	109,103	2,562	2.40%
611199-Budget - Attrition (Benefits)	-	(67,000)	(82,750)	(15,750)	23.51%
611201-General Pension	921,503	1,322,335	1,357,792	35,457	2.68%
611206-Other Post-employment Benefits (Civilian)	155,874	376,998	337,731	(39,267)	-10.42%
611301-Hospitalization	600,430	914,187	1,029,433	115,246	12.61%
611302-Life Insurance Benefit	3,318	4,924	5,150	226	4.59%
611303-Long-Term Disability	7,303	26,160	13,598	(12,562)	-48.02%
611304-Health Savings Accounts	74,154	74,800	100,225	25,425	33.99%
611402-Employee Health Savings Acct	194	-	297	297	0.00%
611403-On-site Medical Program	120,274	154,452	167,604	13,152	8.52%
611404-On-site Facility	8,990	12,120	12,600	480	3.96%
619999-Budget - Fringe Benefits	-	61,794	78,132	16,338	26.44%
Fringe Benefits Total	2,275,056	3,442,836	3,595,434	152,598	4.43%
Personnel Total	7,468,360	10,854,614	11,240,320	385,706	3.55%
Operations					
Services					
701103-Consultant Fees	-	25,000	10,000	(15,000)	-60.00%
701208-On-the-Job Injury Claims	75,258	-	-	-	0.00%
701213-On-the-Job Injury Settlement Claims	11,509	-	-	-	0.00%
702103-Exterminating Service	-	200	100	(100)	-50.00%
702109-Custodial Services	30,283	15,000	15,000	-	0.00%
702207-Maintenance Services	7,039	-	-	-	0.00%
702208-Fire Prevention Measures	8,202	-	-	-	0.00%
702225-IT Maintenance - Licensing	426	-	-	-	0.00%
702226-IT Maintenance - Hosting	-	5,000	-	(5,000)	-100.00%
702227-IT Maintenance - Support Maintenance	126	-	-	-	0.00%
703101-Electricity	345,920	300,100	296,600	(3,500)	-1.17%

City of Chattanooga
Operational Budget
Fiscal Year 2027

Row Labels	Actual FY25	Budget FY26	Proposed FY27	Inc (Dec)	
				Proposed vs. Budget	% Change
703102-Natural Gas	112,611	89,000	91,000	2,000	2.25%
703103-Water	86,935	76,683	74,100	(2,583)	-3.37%
703109-Sewer	100,943	114,000	115,500	1,500	1.32%
703206-Air Cards	6,021	7,316	8,500	1,184	16.18%
704102-Clothing & Linen Service	210	-	-	-	0.00%
704104-Equipment Rental	464	6,500	8,000	1,500	23.08%
704105-Property Rental	7,668	128,000	143,000	15,000	11.72%
704106-Dumpster Rental	66	-	-	-	0.00%
704107-Floor Mat / Scrapper Rental	7,647	9,100	8,700	(400)	-4.40%
704108-Office Machine Rental	20,853	36,700	35,500	(1,200)	-3.27%
704201-Advertising	13,494	84,000	96,000	12,000	14.29%
704204-Alarm Monitoring	156	-	-	-	0.00%
704208-Contracted Repair	-	5,000	5,000	-	0.00%
704210-Printing	8,267	9,900	9,500	(400)	-4.04%
704215-Security Services	23,097	250,000	250,000	-	0.00%
704217-Photographic Services	55	-	-	-	0.00%
704220-Instructors	16,485	-	-	-	0.00%
704221-Recreation Support Services	83,979	104,000	95,000	(9,000)	-8.65%
704228-Translation Service	-	6,000	5,000	(1,000)	-16.67%
704306-Dues	100	4,770	6,175	1,405	29.45%
704307-Employment Agencies	300,958	687,516	936,404	248,888	36.20%
704308-Local Transportation	77,085	50,000	50,000	-	0.00%
704309-Meeting Expense	90	-	-	-	0.00%
704310-Local Mileage	17	1,900	2,000	100	5.26%
704311-Miscellaneous Services	22,103	4,000	4,000	-	0.00%
704315-Waste Disposal	16,561	25,500	24,000	(1,500)	-5.88%
704319-Parking	240	100	100	-	0.00%
704320-Link2Gov Internet Fee	119	-	-	-	0.00%
704335-Public Communication	429	18,000	18,000	-	0.00%
704340-Shredding and Recycling Services	96	150	150	-	0.00%
704347-Agency Contracted Services	220,000	325,000	-	(325,000)	-100.00%
704348-Field Trips	-	40,000	40,000	-	0.00%
704403-Disputed Purchasing Card Expense	86	-	-	-	0.00%
704502-Postage	295	850	850	-	0.00%
704503-Warehouse Storage and Delivery	4,057	3,500	4,500	1,000	28.57%
704601-Local Registration Fees	2,137	3,650	3,500	(150)	-4.11%
704602-Training Costs	17,375	75,000	82,000	7,000	9.33%
704603-Tuition & Books	-	5,000	5,000	-	0.00%
704702-Bank Service Charges	144	-	-	-	0.00%
704705-Credit Card Use Charge	4,834	15,000	9,000	(6,000)	-40.00%
705105-Supportive Services Electricity	400	-	-	-	0.00%
709999-Budget - Services	-	500,000	-	(500,000)	-100.00%
Services Total	1,634,840	3,031,435	2,452,179	(579,256)	-19.11%
Materials & Supplies					
711101-Audio Visual Supplies	801	-	-	-	0.00%
711104-Forms & Printed Material	-	1,000	2,000	1,000	100.00%
711105-Instructional Materials & Supplies	21	500	500	-	0.00%
711107-Newspapers	-	-	500	500	0.00%
711108-Periodicals, Publications	-	500	500	-	0.00%
711109-Office Supplies & Stationery	13,365	17,500	15,500	(2,000)	-11.43%
711110-Technology Accessories & Supplies	1,002	500	500	-	0.00%
711111-Printer Toner Cartridges	-	500	500	-	0.00%

City of Chattanooga
Operational Budget
Fiscal Year 2027

Row Labels	Actual FY25	Budget FY26	Proposed FY27	Inc (Dec)	
				Proposed vs. Budget	% Change
714105-Building Maintenance Supplies	20,099	15,000	16,000	1,000	6.67%
714106-Cleaning Supplies	20,519	15,000	16,000	1,000	6.67%
714107-Clothing	13,616	13,000	13,500	500	3.85%
714111-Electrical Supplies, Bulbs, Etc	150	-	-	-	0.00%
714117-Food & Ice	22,763	22,000	19,000	(3,000)	-13.64%
714120-Hardware, Nails, Small Tools	692	-	-	-	0.00%
714122-Kitchen & Dining Room Supplies	163	-	-	-	0.00%
714126-Other Materials & Supplies	7,182	5,500	5,500	-	0.00%
714128-Recreational Supplies	63,621	93,000	90,000	(3,000)	-3.23%
714129-Safety Equipment	-	1,900	1,900	-	0.00%
714130-Safety Shoes	160	-	-	-	0.00%
714131-Seeds, Trees, Plants, Hort Supplies	127	-	-	-	0.00%
714135-Locks & Key supplies	54	500	500	-	0.00%
714136-Dirt mix, Mulch, Topsoil	120	-	-	-	0.00%
714138-Flags Banners and Signage	-	5,000	1,000	(4,000)	-80.00%
714143-Event Planning, Services and Catering	-	39,000	38,500	(500)	-1.28%
714144-Batteries	107	-	50	50	0.00%
714150-Promotional Items	7,565	2,500	2,500	-	0.00%
Materials & Supplies Total	172,127	232,900	224,450	(8,450)	-3.63%
Travel Expense					
721101-Out-of-town Mileage	1,676	1,800	2,000	200	11.11%
721102-Transportation	1,970	20,000	21,000	1,000	5.00%
721103-Auto Rental	2,472	1,600	2,600	1,000	62.50%
721201-Hotels	7,375	21,400	24,900	3,500	16.36%
721202-Meals	5,771	9,150	11,400	2,250	24.59%
721301-Registration Fees	15,107	27,800	28,600	800	2.88%
721302-Other Travel Expenses	-	1,200	1,925	725	60.42%
Travel Expense Total	34,369	82,950	92,425	9,475	11.42%
Vehicle Operating					
731102-Gasoline	5,591	12,000	8,500	(3,500)	-29.17%
731203-Vehicle Labor	3,780	5,500	7,500	2,000	36.36%
731204-Vehicle Parts & Supplies	2,773	5,200	5,200	-	0.00%
731301-Car Wash	1,084	1,300	800	(500)	-38.46%
731401-Fleet Leased Vehicle	20,650	80,613	101,583	20,970	26.01%
731403-Vehicle rental - local use	5,797	7,000	7,000	-	0.00%
731404-Outside Contracted Vehicle	21,191	21,192	35,592	14,400	67.95%
Vehicle Operating Total	60,866	132,805	166,175	33,370	25.13%
Capital Assets					
761303-Computer Equipment over 10000	(565)	-	-	-	0.00%
Capital Assets Total	(565)	-	-	-	0.00%
Capital Outlay					
772102-Building Equipment	465	-	-	-	0.00%
772108-Recreational Equipment	2,537	-	-	-	0.00%
772111-Computer Software under 25000	1,913	-	-	-	0.00%
772112-Computer equipment under 10000	12,206	-	-	-	0.00%
Capital Outlay Total	17,121	-	-	-	0.00%
Other Expenses					
781103-Space Costs	115,289	233,363	335,670	102,307	43.84%

City of Chattanooga
Operational Budget
Fiscal Year 2027

Row Labels	Actual FY25	Budget FY26	Proposed FY27	Inc (Dec)	
				Proposed vs. Budget	% Change
781106-Risk Mgmt Allocated Costs	-	191,520	290,307	98,787	51.58%
781301-Fees, Licenses, & Permits	11,600	12,000	12,000	-	0.00%
782201-Awards	-	2,900	2,000	(900)	-31.03%
782210-Program Expense	1,039	245,000	70,000	(175,000)	-71.43%
782220-Sponsorships	1,250	30,000	30,000	-	0.00%
Other Expenses Total	129,178	714,783	739,977	25,194	3.52%
Operations Total	2,047,936	4,194,873	3,675,206	(519,667)	-12.39%
G-Community Development Total	9,516,296	15,049,487	14,915,526	(133,961)	-0.89%

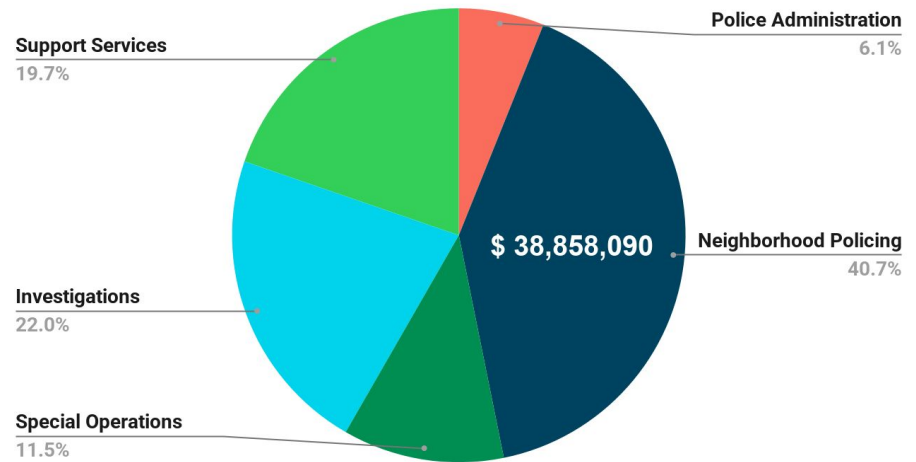
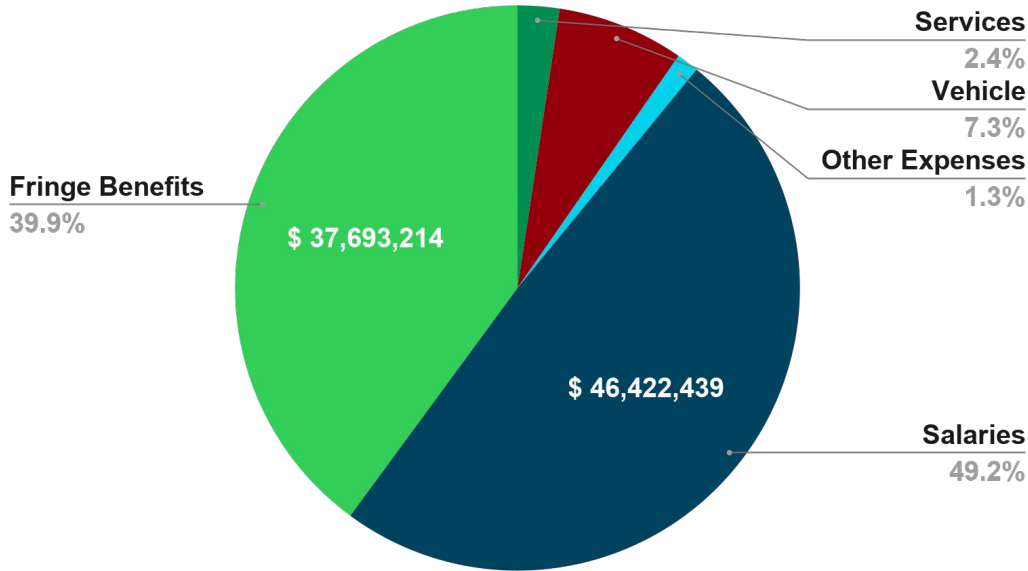
FY 2027 Budget Police

Jonathan Chambers – Police Chief

Divisions

- Chief of Police
- Professional Standards
- Neighborhood Policing
- Community Outreach Policing
- Police Special Operations
- Investigation I
- Investigation II
- Special Victims Unit at Family Justice Center
- Police Training Recruiting
- Police Victim Services
- Police Finance & Organizational Learning

FY27 Expenditures by Category



FY26 Budget	\$98,501,386
FY27 Proposed	\$95,409,483
Inc/(Dec)	-\$3,091,903
Change %	-3.14%

B-186

3 Year Account Summary & Highlight Analysis

	Actual FY25	Budget FY26	Proposed FY27	Inc (Dec) Proposed vs. Budget	% Change
H - Police					
Personnel					
Salary and Wages	38,260,590	44,388,110	46,422,439	2,034,329	4.58%
Fringe Benefits	32,257,172	34,929,716	37,693,214	2,763,498	7.91%
Personnel Total	\$70,517,762	\$79,317,826	\$ 84,115,653	\$ 4,797,827	6.05%
Operations					
Services	12,744,563	12,807,468	2,257,504	(10,549,964)	-82.37%
Materials & Supplies	510,536	599,019	667,975	68,956	11.51%
Travel Expense	136,158	118,900	180,825	61,925	52.08%
Vehicle Operating	5,853,407	4,767,687	6,864,600	2,096,913	43.98%
Insurance, Claims, and Damages	242	-	-	-	-
Capital Assets	21,080	-	40,000	40,000	-
Capital Outlay	132,079	77,300	85,000	7,700	9.96%
Other Expenses	56,292	813,186	1,197,926	384,740	47.31%
Operations Total	\$19,454,357	\$19,183,560	\$ 11,293,830	\$ (7,889,730)	-41.13%
H - Police Total	\$89,972,119	\$98,501,386	\$ 95,409,483	\$ (3,091,903)	-3.14%

Recommended decrease: **\$ (3,091,903)**

- **Salaries & Benefits \$4,797,827**
 - Adjustment to OPEB rates \$740,246
 - Cola & Step increases \$2,077,184
 - Anniversary Pay increases \$1,025,852
 - Move 1 position to Risk Fund **\$ (105,871)**
- **Operations \$ (7,889,730)**
 - Adjustments to Fleet vehicles \$2,096,913
 - Contracted Services for 911 and Animal Control moved to Dept A **\$ (8,610,327)**
 - Addition of Risk Mgmt Allocation \$386,270





Police

FY27 Executive Summary

Description

This budget outlines the financial plan for the Chattanooga Police Department for FY27, ensuring that resources are allocated efficiently to maintain public safety, enhance community policing efforts, and support departmental operations. It details projected revenues, expenditures, and key funding priorities to balance operational needs with fiscal responsibility.

Our approach prioritizes police officer recruitment and retention, technology upgrades, training programs, and community engagement, while maintaining financial sustainability. This budget also accounts for potential challenges, including an increase in operational costs associated with vehicle usage and overtime. Increased costs have been mitigated in years past due to the vast number of vacancies. As we have demonstrated improvement in our recruitment and retention, we have more officers on the street; therefore, more vehicles in service. We also project an increase in utility costs commiserate with a regional increase.

Key highlights include adding an essential professional staff position, investments in leadership development and wellness, and facility improvements. Through this plan, we aim to enhance public safety, strengthen community relationships, and ensure the department operates effectively within its allocated resources.

Vision

Respected and trusted by all segments of Chattanooga's diverse community.

Mission

To keep you, your family and our community safe.

Trends

The Chattanooga Police Department is committed to fostering a culture of excellence by developing inspirational leaders and implementing strategic initiatives that enhance public safety and community trust. This year's budget reflects a forward-thinking approach that prioritizes leadership development, operational improvements, and service expansion to meet the evolving needs of our community.

A key focus of this budget continues to be a cultural transformation through leadership development, ensuring that our command staff and officers are equipped with the skills and mindset to inspire and mentor the next generation of law enforcement professionals. Investing in leadership training will



Police

FY27 Executive Summary

strengthen internal collaboration, improve decision-making, and foster a positive and resilient departmental culture.

To better serve our diverse community, we hope to expand our crisis response capabilities to ensure all residents receive the necessary support during a mental health crisis and traumatic events. We are not approved to add additional personnel to this unit in FY27; however, we are seeking an opportunity to reallocate a personnel vacancy from another department that would be transferred to the police department to be used in this capacity. If that occurs, the funding for that position may have a slight impact on our personnel operating funds.

We are prioritizing the addition of a dedicated Fleet Specialist to provide centralized, accountable oversight of all aspects of police fleet management. As our department has been able to fill all sworn vacancies and grown in technological complexity, so too has the management of our vehicles, one of the most critical tools our officers rely upon daily. We have experienced challenges with delayed and incorrect upfitting of essential equipment, inaccurate billing and charge allocations, inconsistent vendor coordination, and extended vehicle downtime, all of which impact operational readiness, officer safety, morale, and fiscal stewardship. A Fleet Specialist will oversee procurement, upfitting specifications, vendor management, quality control, maintenance tracking, and lifecycle replacement planning to ensure vehicles are properly equipped, accurately billed, and placed into service efficiently. This position represents a strategic investment in operational efficiency, financial accountability, and long-term sustainability of our fleet.

Recognizing the importance of competitive compensation, we would ask for a cost-of-living adjustment for all employee's pay to remain competitive with neighboring agencies. This investment not only helps with recruitment but also boosts retention, ensuring we maintain a stable and experienced workforce.

Lastly, we are addressing facility improvements to enhance working conditions, increase operational efficiency, and provide officers and staff with the resources they need to perform at their best. Upgraded facilities will support training, administrative functions, and overall department effectiveness. This will be facilitated with the use of both operational and capital funds.

Through these strategic investments, we are not only addressing immediate needs but also laying the foundation for a stronger, more adaptable, and community-focused police department. This budget reflects our commitment to proactive leadership, operational excellence, and building lasting trust with the community we serve.

Budget Overview

The Chattanooga Police Department is structured into three primary bureaus: the Neighborhood Policing Bureau, the Criminal Investigations Bureau, and the Special Operations Bureau. These bureaus work



Police

FY27 Executive Summary

collaboratively, both internally and with external partners across Chattanooga, to provide the highest level of police services to the community.

The department remains committed to strategically utilizing its budget to reduce violence and property crimes, enhance victim services and crisis response, and invest in professional development. This budget supports ongoing training opportunities that improve decision-making, enables officers to earn certifications that uphold professional standards, and leverage advanced technology to solve cases more efficiently. Through these initiatives, we aim to bring criminals to justice while maintaining fiscal responsibility and ensuring the safety of our community.

Budget Highlights

- **The budget includes a request for one additional professional staff position to enhance departmental capabilities and operational efficiency.**
 - **Increased funding for police equipment and supplies as this account has not accounted for cost of goods increases for the last several years.**
 - **Plans are in place to expand and formalize community engagement events throughout the spring and summer, with a focus on providing safe activities for youth.**
 - **Allocations for key operational expenses have been adjusted to account for rising costs and ensure continued service effectiveness, specifically in our Fleet and Overtime accounts.**
 - **The contracts for animal control and 911 services have been moved out of the Police's budget to General Government.**
-

Position Requests

- **Requesting an additional professional staff member, Police Fleet Specialist, who will focus on managing all aspects of police fleet management.**
 - **The Occupational Safety Specialist has been moved out of the Police Dept to the centralized Risk Fund.**
-

Future Challenges and Opportunities

The proposed FY2027 budget adheres to the established guidance that departmental budgets remain flat. Overall, the budget reflects a decrease of \$3.1 million, representing a 3.14% decrease over the FY2026 amended budget. The contracts for McKamey Animal Center (\$2.2 million) and 911 Emergency Services (\$6,385,575) were moved to General Government agencies contracts. This budget also includes \$3.1 million for pay increases and \$700K for increase in OPEB rates. This measured adjustment allows the department to maintain current service levels while continuing to strengthen ongoing recruitment



Police

FY27 Executive Summary

and retention initiatives. Additionally, the Narcotics Fund (2040) and the Federal Asset Forfeiture Fund (2042) will remain level-funded at \$500,000 and \$20,000, respectively.

The Chattanooga Police Department's budget is designed to serve and support our city's diverse communities, ensuring that we meet the unique needs and priorities of each neighborhood. Our work aligns with several strategic initiatives of One Chattanooga, reinforcing our commitment to building stronger, safer communities through collaboration, engagement, and proactive policing.

Our Neighborhood Policing Bureau plays a vital role in strengthening community relationships by fostering trust, enhancing responsiveness, and working alongside residents to improve the quality of life in our neighborhoods. The Chattanooga Police Department operates 24/7, responding to calls for service, preventing and investigating crime, maintaining public order, and supporting events throughout the city.

We remain dedicated to delivering the highest quality police services by leveraging innovative strategies and emerging technologies. However, we also recognize the challenges ahead, including the need to keep pace with technological advancements, maintain a reliable fleet, recruit and retain top talent, modernize aging facilities, and provide holistic support for our staff to promote a healthy work-life balance.

We appreciate the opportunity to share our vision and welcome continued discussions on how we can further the One Chattanooga initiative through collaborative efforts that enhance public safety and community well-being.

City of Chattanooga
Operational Budget
Fiscal Year 2027

Row Labels	Actual FY25	Budget FY26	Proposed FY27	Inc (Dec)	
				Proposed vs. Budget	% Change
1100 - General Fund					
H-Police					
CC_H00101 - Chief of Police	2,498,618	1,859,316	2,325,876	466,560	25.09%
CC_H00102 - Professional Standards	1,920,117	1,896,287	2,616,923	720,636	38.00%
CC_H00201 - Neighborhood Policing	32,431,187	39,376,399	38,858,090	(518,309)	-1.32%
CC_H00202 - Community Outreach Policing	743,859	747,407	868,156	120,749	16.16%
CC_H00203 - Police Special Operations	5,869,358	6,761,154	10,968,352	4,207,198	62.23%
CC_H00204 - Unmanned Aerial Vehicle (Drone)	5,378	-	-	-	0.00%
CC_H00205 - Canine (K-9)	17,379	-	-	-	0.00%
CC_H00206 - Police Recruiting & Training	168,766	-	-	-	0.00%
CC_H00301 - Police Patrol Alpha	1,600	-	-	-	0.00%
CC_H00303 - Police Patrol Charlie	408	-	-	-	0.00%
CC_H00306 - Police Bike Patrol	75	-	-	-	0.00%
CC_H00401 - Police Patrol Echo	258	-	-	-	0.00%
CC_H00402 - Police Patrol Fox	336	-	-	-	0.00%
CC_H00501 - Police Patrol Delta	5,005	-	-	-	0.00%
CC_H00502 - Police Patrol George	1,367	-	-	-	0.00%
CC_H00601 - Investigative Services Command	1,446,654	1,721,947	-	(1,721,947)	-100.00%
CC_H00603 - Investigation I	8,459,509	9,385,865	11,006,929	1,621,064	17.27%
CC_H00604 - Investigation II	3,587,199	7,736,789	9,947,585	2,210,796	28.58%
CC_H00605 - Special Victims Unit at Family Justice Center	1,940,400	-	-	-	0.00%
CC_H00606 - Intel and RTIC	174,064	-	-	-	0.00%
CC_H00701 - Police Admin & Support Services Command	2,596	-	-	-	0.00%
CC_H00702 - Police Records Services	1,665,172	2,325,587	-	(2,325,587)	-100.00%
CC_H00703 - Police Training Recruiting	7,577,950	6,776,259	8,670,345	1,894,086	27.95%
CC_H00704 - Police Finance & Organizational Learning	12,341	973,604	9,565,811	8,592,207	882.52%
CC_H00705 - Police Finance, Facilities & Fleet	8,368,747	6,573,649	-	(6,573,649)	-100.00%
CC_H00706 - Police Facilities East 11th St Station	12,546	-	-	-	0.00%
CC_H00707 - Real Time Intelligence Center {RTIC}	1,223,926	-	-	-	0.00%
CC_H00708 - Police HR	648,975	609,153	-	(609,153)	-100.00%
CC_H00709 - Police Victim Services	419,808	528,752	581,416	52,664	9.96%
CC_H00710 - Police Technology	2,068,445	2,618,891	-	(2,618,891)	-100.00%
CC_H00801 - Police Property and Evidence	597,819	-	-	-	0.00%
CC_H00802 - Polygraph	(152)	-	-	-	0.00%
CC_H00803 - Police Communications Center	5,983,596	6,385,575	-	(6,385,575)	-100.00%
CC_H00804 - Animal Services CPD	2,118,813	2,224,752	-	(2,224,752)	-100.00%
H-Police Total	89,972,119	98,501,386	95,409,483	(3,091,903)	-3.14%



City of Chattanooga
Operational Budget
Fiscal Year 2027

Row Labels	Actual FY25	Budget FY26	Proposed FY27	Inc (Dec)	
				Proposed vs. Budget	% Change
1100 - General Fund					
H-Police					
Personnel					
Salary and Wages	38,260,590	44,388,110	46,422,439	2,034,329	4.58%
Fringe Benefits	32,257,172	34,929,716	37,693,214	2,763,498	7.91%
Personnel Total	70,517,762	79,317,826	84,115,653	4,797,827	6.05%
Operations					
Services	12,744,563	12,807,468	2,257,504	(10,549,964)	-82.37%
Materials & Supplies	510,536	599,019	667,975	68,956	11.51%
Travel Expense	136,158	118,900	180,825	61,925	52.08%
Vehicle Operating	5,853,407	4,767,687	6,864,600	2,096,913	43.98%
Insurance, Claims, and Damages	242	-	-	-	0.00%
Capital Assets	21,080	-	40,000	40,000	0.00%
Capital Outlay	132,079	77,300	85,000	7,700	9.96%
Other Expenses	56,292	813,186	1,197,926	384,740	47.31%
Operations Total	19,454,357	19,183,560	11,293,830	(7,889,730)	-41.13%
H-Police Total	89,972,119	98,501,386	95,409,483	(3,091,903)	-3.14%



City of Chattanooga
Operational Budget
Fiscal Year 2027

Row Labels	Actual FY25	Budget FY26	Proposed FY27	Inc (Dec)	
				Proposed vs. Budget	% Change
1100 - General Fund					
H-Police					
Personnel					
Salary and Wages					
601101-Regular Employees	27,554,942	31,040,484	41,216,080	10,175,596	32.78%
601103-Part Time Employees	365,705	558,791	489,805	(68,986)	-12.35%
601104-State Training Wages	323,200	381,600	382,400	800	0.21%
601105-Injured On Duty Pay	19,216	-	-	-	0.00%
601199-Budget - Attrition (Salary)	-	(616,000)	(752,473)	(136,473)	22.15%
601201-Overtime	2,984,730	2,050,000	2,857,375	807,375	39.38%
601202-Compensatory Time	247,958	-	-	-	0.00%
602101-Uniform Allowance	207,408	238,500	239,000	500	0.21%
602102-Tool Allowance	-	-	1,200	1,200	0.00%
602105-Cellphone Allowance	1,440	720	-	(720)	-100.00%
602201-Incentive Awards	428,973	-	-	-	0.00%
602301-Personal Leave	4,740,927	4,434,358	-	(4,434,358)	-100.00%
602302-Personal Leave Buybacks	6,198	-	-	-	0.00%
602303-Final Leave Payout	693,386	-	-	-	0.00%
602304-Longevity	432,750	456,225	426,675	(29,550)	-6.48%
602306-Call Back Pay	110,516	128,300	140,750	12,450	9.70%
602307-On Call Pay	121,257	287,200	170,450	(116,750)	-40.65%
602308-Bereavement Pay	21,984	-	-	-	0.00%
602309-Holiday Pay	(0)	-	-	-	0.00%
609999-Budget - Salaries & Wages	-	5,427,932	1,251,177	(4,176,755)	-76.95%
Salary and Wages Total	38,260,590	44,388,110	46,422,439	2,034,329	4.58%
Fringe Benefits					
611101-FICA (OASDI)	340,324	337,303	329,769	(7,534)	-2.23%
611102-Medicare	532,121	538,090	619,898	81,808	15.20%
611199-Budget - Attrition (Benefits)	-	(1,935,000)	(791,369)	1,143,631	-59.10%
611201-General Pension	929,562	1,022,227	1,011,206	(11,021)	-1.08%
611202-Fire & Police Pension	15,534,861	15,939,250	18,841,094	2,901,844	18.21%
611206-Other Post-employment Benefits (Civilian)	154,236	291,442	251,523	(39,919)	-13.70%
611208-Other Post-employment Benefits (Sworn)	7,780,889	6,004,561	7,790,665	1,786,104	29.75%
611301-Hospitalization	5,396,387	7,000,838	7,038,611	37,773	0.54%
611302-Life Insurance Benefit	25,181	29,654	29,796	142	0.48%
611303-Long-Term Disability	7,501	20,904	10,377	(10,527)	-50.36%
611304-Health Savings Accounts	711,799	632,824	760,081	127,257	20.11%
611402-Employee Health Savings Acct	1,393	-	1,755	1,755	0.00%
611403-On-site Medical Program	781,056	878,592	905,400	26,808	3.05%
611404-On-site Facility	61,861	68,400	68,400	-	0.00%
619999-Budget - Fringe Benefits	-	4,100,631	826,008	(3,274,623)	-79.86%
Fringe Benefits Total	32,257,172	34,929,716	37,693,214	2,763,498	7.91%
Personnel Total	70,517,762	79,317,826	84,115,653	4,797,827	6.05%
Operations					
Services					
701103-Consultant Fees	189,173	30,000	5,000	(25,000)	-83.33%
701107-Investigative Services	20,980	44,100	25,600	(18,500)	-41.95%
701108-Jury & Witness Fees	80	-	-	-	0.00%
701109-Legal Services	50	-	-	-	0.00%
701110-Veterinary Services	15,770	12,000	9,000	(3,000)	-25.00%

City of Chattanooga
Operational Budget
Fiscal Year 2027

Row Labels	Actual FY25	Budget FY26	Proposed FY27	Inc (Dec)	
				Proposed vs. Budget	% Change
701207-Hospital Services	70	-	-	-	0.00%
701208-On-the-Job Injury Claims	762,337	-	-	-	0.00%
701210-Psychological Exam	19,060	60,000	45,000	(15,000)	-25.00%
701213-On-the-Job Injury Settlement Claims	51,425	-	-	-	0.00%
702101-Carpentry	5,400	5,000	2,500	(2,500)	-50.00%
702102-Electrical	12,269	10,000	12,000	2,000	20.00%
702103-Exterminating Service	3,599	3,400	3,500	100	2.94%
702105-Painting	24	-	-	-	0.00%
702106-Plumbing	5,963	5,000	9,500	4,500	90.00%
702108-Locksmith	1,315	50	50	-	0.00%
702109-Custodial Services	86,620	86,796	65,000	(21,796)	-25.11%
702201-Alarm System Repair	665	-	-	-	0.00%
702202-Bldg & Grounds Maintenance	5,908	10,000	4,000	(6,000)	-60.00%
702203-Circuit Board Repair	5,946	-	-	-	0.00%
702204-Contracted Repair Service	70,115	81,500	43,000	(38,500)	-47.24%
702205-Electric Motor Drive Repair	116	-	-	-	0.00%
702206-Elevator Maintenance	2,863	5,000	3,600	(1,400)	-28.00%
702207-Maintenance Services	22,814	189,929	188,000	(1,929)	-1.02%
702208-Fire Prevention Measures	4,049	3,500	2,500	(1,000)	-28.57%
702211-Grounds	110	-	-	-	0.00%
702212-HVAC	146,104	70,000	85,000	15,000	21.43%
702214-Landscaping	9,519	3,000	7,500	4,500	150.00%
702215-Building Repairs or Renovations under \$5000	4,514	-	-	-	0.00%
702216-Roof Repair	-	-	10,000	10,000	0.00%
702221-IT Maintenance	1,407,142	1,410,800	-	(1,410,800)	-100.00%
702222-Cabling & Installation	4,184	-	1,200	1,200	0.00%
702224-Equipment Inspection and Calibration	-	-	2,000	2,000	0.00%
702225-IT Maintenance - Licensing	7,562	8,500	-	(8,500)	-100.00%
702226-IT Maintenance - Hosting	-	1,000	-	(1,000)	-100.00%
702227-IT Maintenance - Support Maintenance	8,815	30,148	-	(30,148)	-100.00%
702228-Generator Maintenance	4,375	4,000	2,500	(1,500)	-37.50%
702229-Contract Mowing	(100)	-	-	-	0.00%
702230-Technology Repair Services	-	-	3,200	3,200	0.00%
702232-Fence Repairs	7,276	-	-	-	0.00%
702233-Door Repairs	455	-	3,000	3,000	0.00%
702234-Access Control Repairs	-	-	7,500	7,500	0.00%
702236-Flooring Repairs	3,808	-	-	-	0.00%
703101-Electricity	270,927	260,176	200,000	(60,176)	-23.13%
703102-Natural Gas	24,372	33,372	20,000	(13,372)	-40.07%
703103-Water	25,760	15,915	16,000	85	0.53%
703109-Sewer	32,546	50,562	40,000	(10,562)	-20.89%
703201-Telephone Service	50	-	-	-	0.00%
703202-Cellular Phone Service	121,935	122,400	88,100	(34,300)	-28.02%
703204-Internet & Cable Services	5,596	4,500	2,500	(2,000)	-44.44%
703206-Air Cards	195,780	200,900	146,050	(54,850)	-27.30%
703207-Digital Connectivity	104,891	202,157	145,000	(57,157)	-28.27%
704102-Clothing & Linen Service	1,529	1,400	2,300	900	64.29%
704104-Equipment Rental	1,906	9,300	7,000	(2,300)	-24.73%
704106-Dumpster Rental	-	200	-	(200)	-100.00%
704107-Floor Mat / Scrapper Rental	790	4,000	1,200	(2,800)	-70.00%
704108-Office Machine Rental	48,291	83,403	52,600	(30,803)	-36.93%
704109-Traffic Control - Rental	(3,082)	50,000	-	(50,000)	-100.00%
704201-Advertising	14,097	20,000	22,000	2,000	10.00%

City of Chattanooga
Operational Budget
Fiscal Year 2027

Row Labels	Actual FY25	Budget FY26	Proposed FY27	Inc (Dec)	
				Proposed vs. Budget	% Change
704204-Alarm Monitoring	2,343	1,100	4,500	3,400	309.09%
704205-Applicant & Promotional Testing	40	147,500	30,000	(117,500)	-79.66%
704208-Contracted Repair	1,988	1,100	1,500	400	36.36%
704209-Copying	(18)	-	-	-	0.00%
704210-Printing	36	6,000	-	(6,000)	-100.00%
704215-Security Services	-	500	1,500	1,000	200.00%
704228-Translation Service	2,759	1,000	1,100	100	10.00%
704236-Emergency Services - 911	5,983,596	6,385,575	-	(6,385,575)	-100.00%
704238-Animal Control Contracted Services	2,118,813	2,224,752	-	(2,224,752)	-100.00%
704239-Bio-Hazard / Environmental Services	2,940	-	-	-	0.00%
704306-Dues	17,184	20,265	15,045	(5,220)	-25.76%
704307-Employment Agencies	9,617	-	-	-	0.00%
704309-Meeting Expense	1,622	2,000	700	(1,300)	-65.00%
704311-Miscellaneous Services	25	-	55	55	0.00%
704312-Other Contracted Service	-	-	6,500	6,500	0.00%
704313-Recording Documents	7	-	-	-	0.00%
704315-Waste Disposal	22,272	10,000	9,500	(500)	-5.00%
704316-Wrecker Service	34,167	30,000	30,000	-	0.00%
704319-Parking	1,213	2,000	2,250	250	12.50%
704329-Radio Maintenance	728,818	728,818	735,279	6,461	0.89%
704340-Shredding and Recycling Services	6,472	4,500	8,500	4,000	88.89%
704403-Disputed Purchasing Card Expense	17	-	-	-	0.00%
704501-Freight, Express & Drayage	12,373	-	-	-	0.00%
704502-Postage	6,144	9,950	7,425	(2,525)	-25.38%
704503-Warehouse Storage and Delivery	79	-	-	-	0.00%
704601-Local Registration Fees	25,690	400	4,500	4,100	1025.00%
704602-Training Costs	22,104	100,000	116,250	16,250	16.25%
704603-Tuition & Books	8,500	-	-	-	0.00%
Services Total	12,744,563	12,807,468	2,257,504	(10,549,964)	-82.37%
Materials & Supplies					
711101-Audio Visual Supplies	16,576	700	450	(250)	-35.71%
711102-Books	-	200	-	(200)	-100.00%
711104-Forms & Printed Material	5,142	1,000	750	(250)	-25.00%
711107-Newspapers	368	384	400	16	4.17%
711109-Office Supplies & Stationery	34,401	48,500	23,175	(25,325)	-52.22%
711110-Technology Accessories & Supplies	2,917	37,685	15,500	(22,185)	-58.87%
711111-Printer Toner Cartridges	-	5,100	1,500	(3,600)	-70.59%
712109-Paint	1,383	750	2,500	1,750	233.33%
712114-Plumbing Supplies	2,128	100	100	-	0.00%
713104-Filters, Misc	2,336	1,200	350	(850)	-70.83%
713109-Repair Parts	274	-	-	-	0.00%
713201-Chemicals & Lab Supplies	440	-	-	-	0.00%
713211-Water Chemicals	1,776	3,500	500	(3,000)	-85.71%
714105-Building Maintenance Supplies	9,067	6,835	8,000	1,165	17.04%
714106-Cleaning Supplies	10,046	5,000	6,000	1,000	20.00%
714107-Clothing	98,908	100,750	193,950	93,200	92.51%
714111-Electrical Supplies, Bulbs, Etc	1,626	3,800	1,025	(2,775)	-73.03%
714112-Electronic Parts	1,757	500	3,000	2,500	500.00%
714115-Fire Code Equipment	2,374	5,635	8,500	2,865	50.84%
714117-Food & Ice	21,503	20,900	18,100	(2,800)	-13.40%
714118-Food & Supplies for Animals	6,308	6,200	6,100	(100)	-1.61%
714120-Hardware, Nails, Small Tools	650	-	-	-	0.00%

City of Chattanooga
Operational Budget
Fiscal Year 2027

Row Labels	Actual FY25	Budget FY26	Proposed FY27	Inc (Dec)	
				Proposed vs. Budget	% Change
714122-Kitchen & Dining Room Supplies	10	-	-	-	0.00%
714124-Medical Supplies (First Aid)	7,838	10,900	2,000	(8,900)	-81.65%
714126-Other Materials & Supplies	26,592	80,950	28,000	(52,950)	-65.41%
714127-Police Ammunition	160,889	149,000	168,000	19,000	12.75%
714128-Recreational Supplies	1,625	-	-	-	0.00%
714129-Safety Equipment	13,629	9,300	7,050	(2,250)	-24.19%
714132-Test Materials	108	2,400	-	(2,400)	-100.00%
714135-Locks & Key supplies	2,263	1,500	1,000	(500)	-33.33%
714138-Flags Banners and Signage	343	-	125	125	0.00%
714144-Batteries	993	-	-	-	0.00%
714147-Police Evidence Supplies	21,138	41,050	22,000	(19,050)	-46.41%
714148-Security Material & Supplies	1,175	1,000	500	(500)	-50.00%
714150-Promotional Items	29,001	18,500	26,500	8,000	43.24%
714151-Police Supplies	15,325	19,680	92,900	73,220	372.05%
714152-Police Leather Goods	9,624	16,000	-	(16,000)	-100.00%
714155-Range Equipment & Supplies	-	-	30,000	30,000	0.00%
Materials & Supplies Total	510,536	599,019	667,975	68,956	11.51%
Travel Expense					
721101-Out-of-town Mileage	1,517	350	150	(200)	-57.14%
721102-Transportation	11,199	10,120	12,300	2,180	21.54%
721103-Auto Rental	59	100	400	300	300.00%
721201-Hotels	39,215	54,800	57,800	3,000	5.47%
721202-Meals	39,802	25,480	50,525	25,045	98.29%
721301-Registration Fees	40,035	18,658	43,300	24,642	132.07%
721302-Other Travel Expenses	3,756	9,392	16,350	6,958	74.08%
721399-Travel Advance	574	-	-	-	0.00%
Travel Expense Total	136,158	118,900	180,825	61,925	52.08%
Vehicle Operating					
731101-Diesel Fuel	1,578	6,500	6,500	-	0.00%
731102-Gasoline	1,016,536	1,300,000	816,500	(483,500)	-37.19%
731201-Contracted Vehicle Repair	-	500	500	-	0.00%
731203-Vehicle Labor	837,042	477,500	907,200	429,700	89.99%
731204-Vehicle Parts & Supplies	543,855	704,150	529,500	(174,650)	-24.80%
731206-Bicycle Repair & Maintenance	2,296	6,000	5,800	(200)	-3.33%
731301-Car Wash	1,377	1,250	1,100	(150)	-12.00%
731302-Licenses & Titles	334	442	500	58	13.12%
731401-Fleet Leased Vehicle	3,264,362	2,091,345	4,467,000	2,375,655	113.59%
731404-Outside Contracted Vehicle	186,026	180,000	130,000	(50,000)	-27.78%
Vehicle Operating Total	5,853,407	4,767,687	6,864,600	2,096,913	43.98%
Insurance, Claims, and Damages					
742402-Building & Content Insurance	242	-	-	-	0.00%
Insurance, Claims, and Damages Total	242	-	-	-	0.00%
Capital Assets					
761204-Equipment Purchase	20,028	-	40,000	40,000	0.00%
761303-Computer Equipment over 10000	1,052	-	-	-	0.00%
Capital Assets Total	21,080	-	40,000	40,000	0.00%
Capital Outlay					
771106-Equipment Repairs	-	7,300	-	(7,300)	-100.00%

City of Chattanooga
Operational Budget
Fiscal Year 2027

Row Labels	Actual FY25	Budget FY26	Proposed FY27	Inc (Dec)	
				Proposed vs. Budget	% Change
772104-Grounds Equipment	240	-	-	-	0.00%
772107-Other Equipment (Under 10000)	1,009	-	-	-	0.00%
772109-Office Furniture	9,792	-	-	-	0.00%
772110-Firearms & Body Armor	86,935	70,000	85,000	15,000	21.43%
772111-Computer Software under 25000	9,410	-	-	-	0.00%
772112-Computer equipment under 10000	16,202	-	-	-	0.00%
772115-Security Equipment	1,538	-	-	-	0.00%
772122-Office Equipment (under 10000)	170	-	-	-	0.00%
772203-Fencing	6,783	-	-	-	0.00%
Capital Outlay Total	132,079	77,300	85,000	7,700	9.96%
Other Expenses					
781103-Space Costs	43,076	43,076	43,076	-	0.00%
781106-Risk Mgmt Allocated Costs	-	759,780	1,146,050	386,270	50.84%
781301-Fees, Licenses, & Permits	223	1,280	1,050	(230)	-17.97%
782201-Awards	10,014	6,050	4,750	(1,300)	-21.49%
782210-Program Expense	79	-	-	-	0.00%
782220-Sponsorships	2,900	3,000	3,000	-	0.00%
Other Expenses Total	56,292	813,186	1,197,926	384,740	47.31%
Operations Total	19,454,357	19,183,560	11,293,830	(7,889,730)	-41.13%
H-Police Total	89,972,119	98,501,386	95,409,483	(3,091,903)	-3.14%



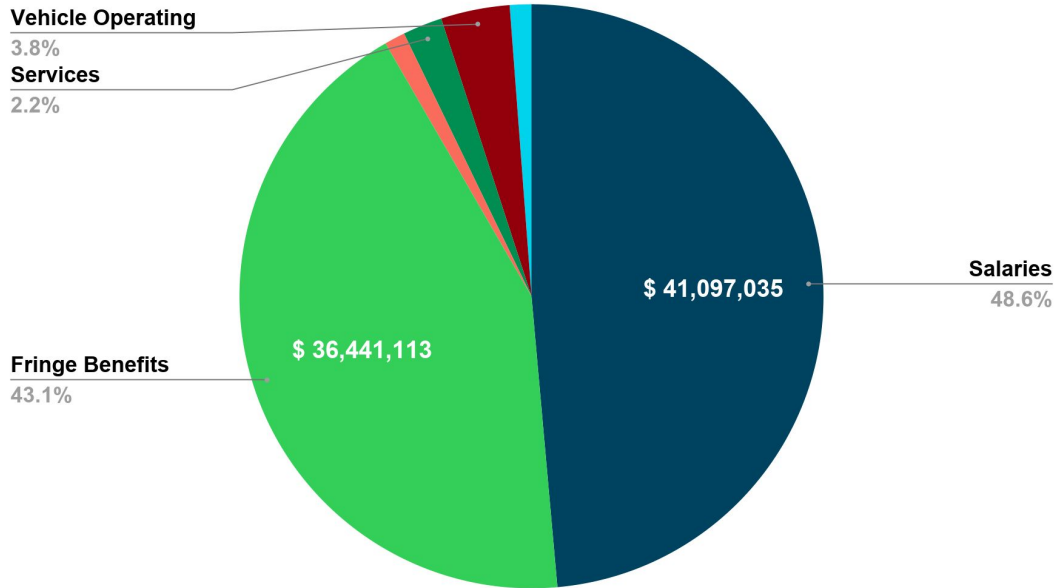
FY 2027 Budget Fire

Terry Knowles– Fire Chief

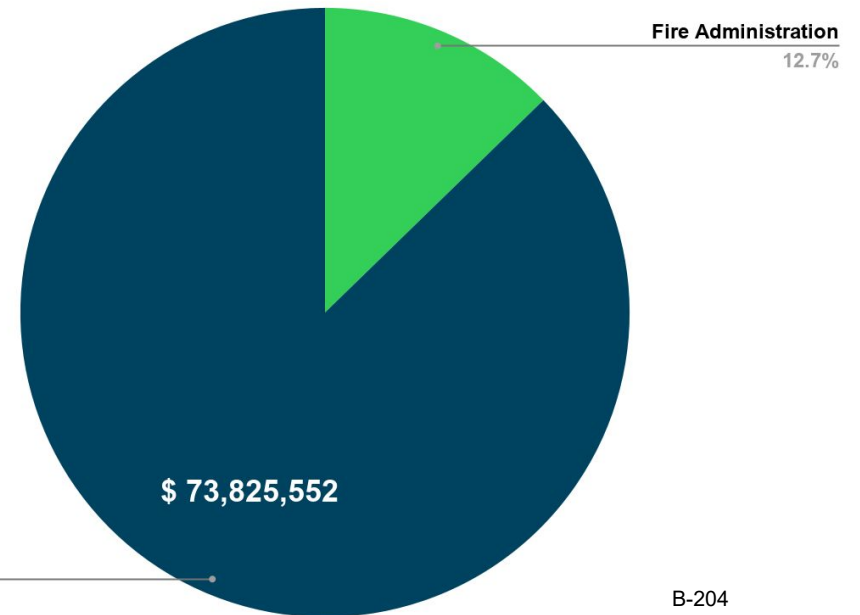
Divisions

- Fire Administration
- Operations
- Training

FY27 Expenditures by Category



FY26 Budget	\$80,351,344
FY27 Proposed	\$84,588,216
Inc/(Dec)	\$4,236,872
Change %	5.27%



3 Year Account Summary & Highlight Analysis

	Actual FY25	Budget FY26	Proposed FY27	Inc (Dec) Proposed vs. Budget	% Change
J - Fire					
Personnel					
Salary and Wages	28,682,875	38,873,714	41,097,035	2,223,321	5.72%
Fringe Benefits	27,158,244	34,587,466	36,441,113	1,853,647	5.36%
Personnel Total	\$55,841,119	\$ 73,461,180	\$77,538,148	\$ 4,076,968	5.55%
Operations					
Services	3,446,156	1,527,521	1,848,620	321,099	21.02%
Materials & Supplies	1,068,223	1,794,961	967,331	(827,630)	-46.11%
Travel Expense	129,865	118,070	118,070	-	0.00%
Vehicle Operating	3,713,723	2,870,692	3,222,534	351,842	12.26%
Insurance, Claims, and Damages	10,368	-	-	-	-
Capital Assets	1,138,833	-	-	-	-
Capital Outlay	1,344,022	-	-	-	-
Other Expenses	21,850	578,920	893,513	314,593	54.34%
Operations Total	\$10,873,040	\$ 6,890,164	\$ 7,050,068	\$ 159,904	2.32%
Transfers To					
Other Financing Uses	(611)	-	-	-	-
Transfers To Total	(611)	-	-	-	-
J - Fire Total	\$66,713,548	\$ 80,351,344	\$84,588,216	\$ 4,236,872	5.27%

Recommended Increase: \$4,236,872

- **Salaries & Benefits \$4,076,968**
 - Anniversary increase \$1,023,844
 - OPEB rate increase \$800,001
 - Pay increase \$1,961,068.
- **Operations \$159,904**
 - Increase Vehicle Operations



Chattanooga Fire Department

FY27 Executive Summary

Description

The Chattanooga Fire Department stands ready to serve residents and visitors during their most difficult moments, carrying out its mission through efficient, effective, life-saving, and property-protecting services. With 447 sworn personnel and 16 civilian staff across six divisions, 20 community fire stations, and three administrative facilities, our dedicated team continually refines its skills to deliver exceptional prevention, response, and operational support to the community we proudly serve.

Vision

To be a renowned fire department where the wellness, safety, and training of our members enable us to deliver exceptional service. Through prevention, public education, professional response, and innovative practices, we protect our community today while preparing for the needs of tomorrow.

Mission

Outward-Facing Mission

Protecting Our Community Today While Preparing For Tomorrow

Inward-Facing Mission

Lead with Integrity – Serve with Commitment – Train with Purpose

Trends

The Chattanooga Fire Department (CFD) continues to provide critical public safety services, responding to emergencies, reducing risks, and protecting the community. In the past year, CFD:

- Responded to over 22,700 calls for service, maintaining a high level of operational readiness.
- Achieved a 15% reduction in fire incidents, reflecting the effectiveness of prevention and community risk-reduction initiatives.
- Managed a 28% increase in EMS-related calls, demonstrating the growing demand for emergency medical services.
- Realized a 42% decrease in personnel resignations following last year's pay adjustments, highlighting the positive impact of competitive compensation on workforce retention.

These trends underscore CFD's ongoing commitment to excellence, workforce stability, and proactive service delivery, positioning the department to meet the evolving needs of the community.

Budget Overview

The Fire Department has submitted an operating budget for FY27 that aligns with the established target allocation. In developing this budget, we conducted a comprehensive review of all operational expenditures and made necessary adjustments to ensure fiscal responsibility while maintaining essential service delivery. These adjustments were made to balance operational needs with financial constraints, allowing the department to meet the required allocation while continuing to support safe, effective, and reliable emergency response services for the community.

Budget Highlights

Several line items were adjusted to meet the Fire Department's target allocation, including fleet maintenance parts and labor, fleet lease rates, HVAC expenses, and an increase to attrition.

Position Requests

- No positions requested in FY27 Budget.
-

Future Challenges and Opportunities

Future Challenges and Opportunities

Chattanooga continues to experience significant population density growth, increasing the demand for fire and emergency services across the city. As our urban landscape becomes more concentrated, strategically located fire facilities and expanded staffing are critical to maintain rapid response times, operational effectiveness, and to sustain ISO Class 1 rating requirements.

To address these demands, the Chattanooga Fire Department (CFD) is actively planning for future growth, including the need to locate and secure land for a new fire hall in the Hamilton Place Mall area and to staff a future facility to serve the growing Black Creek community within the next couple of years. Preplanning for these expansions is essential to ensure the department can meet emerging service needs and maintain readiness as the city evolves.

Future Position Considerations

To support current operations and prepare for future growth, CFD is considering the addition of three Battalion Chiefs, a Policy Development Officer, two Fire Inspectors, a Fire Life Safety Educator, a Fire Instructor, and an Administrative Support 2. Currently, each Battalion Chief oversees nine subordinates, exceeding the NFPA-recommended span of control of three to seven personnel, with five being ideal. With the addition of the Black Creek fire station in the next couple of years, one chief would be responsible for ten subordinates. Adding a fourth Battalion Chief per shift will reduce each chief's span of control to a safer, more manageable level, ensuring stronger supervision, improved operational coordination, and enhanced firefighter safety.

Over the past decade, CFD has expanded its capabilities beyond traditional fire suppression and EMS, including remote-area response via UTVs, swiftwater and technical rescue, fireboat operations, and enhanced brush and wildland firefighting. Sustained support is necessary to proactively address the demands of a growing and densifying city while maintaining the high level of service our community expects.

We ask for your ongoing partnership this fiscal year, not only to maintain but to further enhance the services provided to the citizens of Chattanooga and our visitors. Thank you for your consideration of the CFD budget proposal.

City of Chattanooga
Operational Budget
Fiscal Year 2027

Row Labels	Actual FY25	Budget FY26	Proposed FY27	Inc (Dec)	
				Proposed vs. Budget	% Change
J-Fire					
CC_J00101 - Fire Administration	11,701,162	8,670,176	10,762,664	2,092,488	24.13%
CC_J00102 - Fire Public Information Officer	1,701	-	-	-	0.00%
CC_J00201 - Fire Operations Division	53,469,314	71,681,168	73,825,552	2,144,384	2.99%
CC_J00202 - Fire Station # 1	12,236	-	-	-	0.00%
CC_J00203 - Fire Station # 4	9,447	-	-	-	0.00%
CC_J00204 - Fire Station # 5	2,672	-	-	-	0.00%
CC_J00205 - Fire Station # 6	10,792	-	-	-	0.00%
CC_J00206 - Fire Station # 8	2,469	-	-	-	0.00%
CC_J00207 - Fire Station # 9	10,864	-	-	-	0.00%
CC_J00208 - Fire Station # 10	9,855	-	-	-	0.00%
CC_J00209 - Fire Station # 12	7,416	-	-	-	0.00%
CC_J00210 - Fire Station # 13	2,810	-	-	-	0.00%
CC_J00211 - Fire Station # 14	11,238	-	-	-	0.00%
CC_J00212 - Fire Station # 15	816	-	-	-	0.00%
CC_J00213 - Fire Station # 16	8,627	-	-	-	0.00%
CC_J00214 - Fire Station # 17	3,660	-	-	-	0.00%
CC_J00215 - Fire Station # 19	816	-	-	-	0.00%
CC_J00216 - Fire Station # 20	2,932	-	-	-	0.00%
CC_J00217 - Fire Station # 21	3,932	-	-	-	0.00%
CC_J00218 - Fire Station # 22	19,611	-	-	-	0.00%
CC_J00220 - Fire Station # 7	816	-	-	-	0.00%
CC_J00221 - Fire Station # 3 Tiftonia	12,823	-	-	-	0.00%
CC_J00222 - Fire Station # 11 Hixson	408	-	-	-	0.00%
CC_J00223 - Fire Tactical Services	2,859	-	-	-	0.00%
CC_J00224 - Fire Training Division	790,076	-	-	-	0.00%
CC_J00307 - Fire Marshall Staff	5,676	-	-	-	0.00%
CC_J00308 - Fire Logistics & Technology	608,518	-	-	-	0.00%
J-Fire Total	66,713,548	80,351,344	84,588,216	4,236,872	5.27%



City of Chattanooga
Operational Budget
Fiscal Year 2027

Row Labels	Actual FY25	Budget FY26	Proposed FY27	Inc (Dec)	
				Proposed vs. Budget	% Change
J-Fire					
Personnel					
Salary and Wages	28,682,875	38,873,714	41,097,035	2,223,321	5.72%
Fringe Benefits	27,158,244	34,587,466	36,441,113	1,853,647	5.36%
Personnel Total	55,841,119	73,461,180	77,538,148	4,076,968	5.55%
Operations					
Services	3,446,156	1,527,521	1,848,620	321,099	21.02%
Materials & Supplies	1,068,223	1,794,961	967,331	(827,630)	-46.11%
Travel Expense	129,865	118,070	118,070	-	0.00%
Vehicle Operating	3,713,723	2,870,692	3,222,534	351,842	12.26%
Insurance, Claims, and Damages	10,368	-	-	-	0.00%
Capital Assets	1,138,833	-	-	-	0.00%
Capital Outlay	1,344,022	-	-	-	0.00%
Other Expenses	21,850	578,920	893,513	314,593	54.34%
Operations Total	10,873,040	6,890,164	7,050,068	159,904	2.32%
Transfers To					
Other Financing Uses	(611)	-	-	-	0.00%
Transfers To Total	(611)	-	-	-	0.00%
J-Fire Total	66,713,548	80,351,344	84,588,216	4,236,872	5.27%



City of Chattanooga
Operational Budget
Fiscal Year 2027

Row Labels	Actual FY25	Budget FY26	Proposed FY27	Inc (Dec)	
				Proposed vs. Budget	% Change
J-Fire					
Personnel					
Salary and Wages					
601101-Regular Employees	22,232,005	24,794,877	38,522,470	13,727,593	55.36%
601104-State Training Wages	317,600	344,800	357,600	12,800	3.71%
601199-Budget - Attrition (Salary)	-	(120,000)	(224,732)	(104,732)	87.28%
601201-Overtime	29,088	28,367	32,850	4,483	15.80%
601202-Compensatory Time	1,342	-	-	-	0.00%
602101-Uniform Allowance	191,039	215,500	223,500	8,000	3.71%
602105-Cellphone Allowance	24,720	24,480	19,440	(5,040)	-20.59%
602201-Incentive Awards	25,000	24,000	24,000	-	0.00%
602301-Personal Leave	4,674,321	3,542,126	-	(3,542,126)	-100.00%
602303-Final Leave Payout	303,120	-	-	-	0.00%
602304-Longevity	417,900	437,550	421,725	(15,825)	-3.62%
602306-Call Back Pay	13,967	7,470	21,100	13,630	182.46%
602307-On Call Pay	20,714	58,490	42,200	(16,290)	-27.85%
602308-Bereavement Pay	23,536	-	-	-	0.00%
602311-Special Assignment CFD	408,521	336,800	501,208	164,408	48.81%
609999-Budget - Salaries & Wages	-	9,179,254	1,155,674	(8,023,580)	-87.41%
Salary and Wages Total	28,682,875	38,873,714	41,097,035	2,223,321	5.72%
Fringe Benefits					
611101-FICA (OASDI)	96,811	53,904	55,306	1,402	2.60%
611102-Medicare	392,495	425,312	573,118	147,806	34.75%
611199-Budget - Attrition (Benefits)	-	(480,000)	(253,376)	226,624	-47.21%
611201-General Pension	188,110	182,058	186,794	4,736	2.60%
611202-Fire & Police Pension	13,304,988	14,326,631	19,444,075	5,117,444	35.72%
611206-Other Post-employment Benefits (Civilian)	31,201	51,908	46,465	(5,443)	-10.49%
611208-Other Post-employment Benefits (Sworn)	6,555,473	5,397,051	8,039,990	2,642,939	48.97%
611301-Hospitalization	5,212,239	5,930,168	5,980,373	50,205	0.85%
611302-Life Insurance Benefit	20,542	23,083	24,490	1,407	6.10%
611303-Long-Term Disability	1,464	3,758	1,930	(1,828)	-48.64%
611304-Health Savings Accounts	622,377	616,429	720,879	104,450	16.94%
611402-Employee Health Savings Acct	1,280	-	1,620	1,620	0.00%
611403-On-site Medical Program	680,464	727,584	758,495	30,911	4.25%
611404-On-site Facility	50,800	53,640	55,560	1,920	3.58%
619999-Budget - Fringe Benefits	-	7,275,940	805,394	(6,470,546)	-88.93%
Fringe Benefits Total	27,158,244	34,587,466	36,441,113	1,853,647	5.36%
Personnel Total	55,841,119	73,461,180	77,538,148	4,076,968	5.55%
Operations					
Services					
701208-On-the-Job Injury Claims	828,453	-	-	-	0.00%
701211-Diagnostic Testing	-	1,750	-	(1,750)	-100.00%
701213-On-the-Job Injury Settlement Claims	27,281	-	-	-	0.00%
702102-Electrical	129,482	9,000	36,000	27,000	300.00%
702103-Exterminating Service	16,107	16,284	16,836	552	3.39%
702105-Painting	134,225	-	-	-	0.00%
702106-Plumbing	58,655	18,810	18,810	-	0.00%
702109-Custodial Services	39,280	36,660	39,000	2,340	6.38%
702110-Tree Maintenance & Planting	5,300	-	-	-	0.00%
702204-Contracted Repair Service	38,045	10,750	20,750	10,000	93.02%

City of Chattanooga
Operational Budget
Fiscal Year 2027

Row Labels	Actual FY25	Budget FY26	Proposed FY27	Inc (Dec)	
				Proposed vs. Budget	% Change
702207-Maintenance Services	199,362	41,700	40,100	(1,600)	-3.84%
702208-Fire Prevention Measures	75,617	23,500	33,500	10,000	42.55%
702212-HVAC	191,712	44,555	54,555	10,000	22.44%
702215-Building Repairs or Renovations under \$5000	14,724	10,000	10,000	-	0.00%
702216-Roof Repair	8,828	3,000	4,500	1,500	50.00%
702222-Cabling & Installation	5,548	-	3,500	3,500	0.00%
702223-Fire Fighter Equipment Repair	16,696	11,278	16,278	5,000	44.33%
702225-IT Maintenance - Licensing	1,750	82	-	(82)	-100.00%
702227-IT Maintenance - Support Maintenance	5,323	-	-	-	0.00%
702229-Contract Mowing	-	-	54,000	54,000	0.00%
702236-Flooring Repairs	163,235	-	-	-	0.00%
703101-Electricity	234,808	268,500	263,400	(5,100)	-1.90%
703102-Natural Gas	80,201	71,000	57,500	(13,500)	-19.01%
703103-Water	50,995	33,100	36,450	3,350	10.12%
703109-Sewer	122,840	118,000	112,000	(6,000)	-5.08%
703202-Cellular Phone Service	18,786	17,100	19,200	2,100	12.28%
703206-Air Cards	57,490	51,300	85,260	33,960	66.20%
704102-Clothing & Linen Service	23,598	26,646	26,646	-	0.00%
704104-Equipment Rental	46,850	61,534	43,034	(18,500)	-30.06%
704105-Property Rental	12,890	13,020	13,320	300	2.30%
704106-Dumpster Rental	1,571	-	-	-	0.00%
704108-Office Machine Rental	8,525	8,300	21,000	12,700	153.01%
704201-Advertising	800	24,000	24,000	-	0.00%
704205-Applicant & Promotional Testing	152,888	-	200,000	200,000	0.00%
704210-Printing	354	1,000	-	(1,000)	-100.00%
704234-Supplemental Annex Fire Services	166,807	175,148	183,906	8,758	5.00%
704306-Dues	2,521	1,500	-	(1,500)	-100.00%
704310-Local Mileage	312	50	50	-	0.00%
704312-Other Contracted Service	93,775	59,600	48,000	(11,600)	-19.46%
704315-Waste Disposal	5,776	9,800	9,800	-	0.00%
704317-Contracted Operations	25,000	-	-	-	0.00%
704319-Parking	40	-	-	-	0.00%
704329-Radio Maintenance	340,372	345,954	343,125	(2,829)	-0.82%
704502-Postage	29	100	100	-	0.00%
704601-Local Registration Fees	620	1,500	4,500	3,000	200.00%
704602-Training Costs	36,576	12,000	8,000	(4,000)	-33.33%
704603-Tuition & Books	2,110	1,000	1,500	500	50.00%
Services Total	3,446,156	1,527,521	1,848,620	321,099	21.02%
Materials & Supplies					
711101-Audio Visual Supplies	137	-	-	-	0.00%
711102-Books	22,529	10,000	15,000	5,000	50.00%
711104-Forms & Printed Material	7,704	3,890	1,500	(2,390)	-61.44%
711105-Instructional Materials & Supplies	4,306	5,000	5,000	-	0.00%
711108-Periodicals, Publications	3,290	3,000	500	(2,500)	-83.33%
711109-Office Supplies & Stationery	16,151	20,600	20,600	-	0.00%
711110-Technology Accessories & Supplies	4,918	4,682	4,682	-	0.00%
712107-Lumber & Wood Products	20	-	-	-	0.00%
712108-Other Constr & Bldg Materials	8,593	6,500	6,500	-	0.00%
712109-Paint	4,761	1,750	-	(1,750)	-100.00%
712114-Plumbing Supplies	60	-	-	-	0.00%
713109-Repair Parts	99,532	60,000	60,000	-	0.00%
713120-Flooring Repair Supplies	18,530	-	-	-	0.00%

City of Chattanooga
Operational Budget
Fiscal Year 2027

Row Labels	Actual FY25	Budget FY26	Proposed FY27	Inc (Dec)	
				Proposed vs. Budget	% Change
714105-Building Maintenance Supplies	54,198	20,000	30,000	10,000	50.00%
714106-Cleaning Supplies	50,682	50,000	50,000	-	0.00%
714107-Clothing	47,136	90,000	90,000	-	0.00%
714111-Electrical Supplies, Bulbs, Etc	7,981	8,565	2,565	(6,000)	-70.05%
714112-Electronic Parts	542	-	-	-	0.00%
714115-Fire Code Equipment	467,075	555,000	555,000	-	0.00%
714116-Fire Supplies	123,804	45,000	45,000	-	0.00%
714117-Food & Ice	15,659	8,500	10,000	1,500	17.65%
714119-Fuel	8,585	8,000	8,750	750	9.38%
714120-Hardware, Nails, Small Tools	13,981	35,000	15,000	(20,000)	-57.14%
714122-Kitchen & Dining Room Supplies	6,118	3,222	2,600	(622)	-19.30%
714124-Medical Supplies (First Aid)	14,162	18,000	18,000	-	0.00%
714126-Other Materials & Supplies	19,020	6,438	6,500	62	0.96%
714129-Safety Equipment	1,705	3,350	-	(3,350)	-100.00%
714130-Safety Shoes	1,030	1,030	1,046	16	1.55%
714135-Locks & Key supplies	8,143	2,000	2,000	-	0.00%
714138-Flags Banners and Signage	1,473	3,162	2,162	(1,000)	-31.63%
714143-Event Planning, Services and Catering	-	-	1,000	1,000	0.00%
714144-Batteries	10,004	4,500	5,000	500	11.11%
714150-Promotional Items	26,398	8,926	8,926	-	0.00%
719999-Budget - Materials & Supplies	-	808,846	-	(808,846)	-100.00%
Materials & Supplies Total	1,068,223	1,794,961	967,331	(827,630)	-46.11%
Travel Expense					
721102-Transportation	21,061	16,520	16,520	-	0.00%
721201-Hotels	44,496	44,350	44,350	-	0.00%
721202-Meals	19,328	22,900	22,900	-	0.00%
721301-Registration Fees	42,775	32,200	32,200	-	0.00%
721302-Other Travel Expenses	2,205	2,100	2,100	-	0.00%
Travel Expense Total	129,865	118,070	118,070	-	0.00%
Vehicle Operating					
731101-Diesel Fuel	230,245	205,115	320,342	115,227	56.18%
731102-Gasoline	110,367	92,464	125,225	32,761	35.43%
731106-Diesel Exhaust Fluid (DEF)	17	-	-	-	0.00%
731203-Vehicle Labor	1,379,990	914,093	1,050,000	135,907	14.87%
731204-Vehicle Parts & Supplies	1,074,483	751,068	800,000	48,932	6.51%
731401-Fleet Leased Vehicle	794,804	786,795	805,925	19,130	2.43%
731404-Outside Contracted Vehicle	123,816	121,157	121,042	(115)	-0.09%
Vehicle Operating Total	3,713,723	2,870,692	3,222,534	351,842	12.26%
Insurance, Claims, and Damages					
742402-Building & Content Insurance	10,368	-	-	-	0.00%
Insurance, Claims, and Damages Total	10,368	-	-	-	0.00%
Capital Assets					
761110-CIP Building Renovations	179,884	-	-	-	0.00%
761204-Equipment Purchase	325,819	-	-	-	0.00%
761205-Vehicle Purchase	604,711	-	-	-	0.00%
761303-Computer Equipment over 10000	28,419	-	-	-	0.00%
Capital Assets Total	1,138,833	-	-	-	0.00%
Capital Outlay					

City of Chattanooga
Operational Budget
Fiscal Year 2027

Row Labels	Actual FY25	Budget FY26	Proposed FY27	Inc (Dec)	
				Proposed vs. Budget	% Change
771101-Asphalt Resurfacing	56,300	-	-	-	0.00%
772102-Building Equipment	6,193	-	-	-	0.00%
772103-Fire Fighting Equipment	878,641	-	-	-	0.00%
772105-Heating & Cooling Equipment	124,868	-	-	-	0.00%
772107-Other Equipment (Under 10000)	31,195	-	-	-	0.00%
772109-Office Furniture	144,490	-	-	-	0.00%
772112-Computer equipment under 10000	74,128	-	-	-	0.00%
772122-Office Equipment (under 10000)	8,109	-	-	-	0.00%
772203-Fencing	20,099	-	-	-	0.00%
Capital Outlay Total	1,344,022	-	-	-	0.00%
Other Expenses					
781106-Risk Mgmt Allocated Costs	-	563,220	878,513	315,293	55.98%
781301-Fees, Licenses, & Permits	15,122	13,150	12,000	(1,150)	-8.75%
782201-Awards	6,729	2,550	3,000	450	17.65%
Other Expenses Total	21,850	578,920	893,513	314,593	54.34%
Operations Total	10,873,040	6,890,164	7,050,068	159,904	2.32%
Transfers To					
Other Financing Uses					
811111-Transfer to Gen Fd Special Programs	(611)	-	-	-	0.00%
Other Financing Uses Total	(611)	-	-	-	0.00%
Transfers To Total	(611)	-	-	-	0.00%
J-Fire Total	66,713,548	80,351,344	84,588,216	4,236,872	5.27%

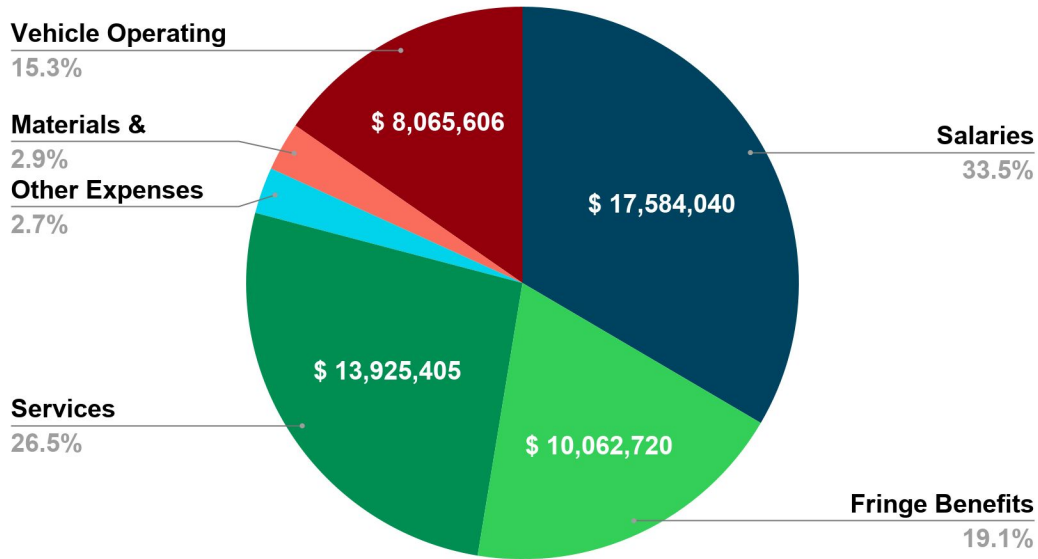
FY 2027 Budget Public Works

Jerramy Wood – Administrator

Divisions

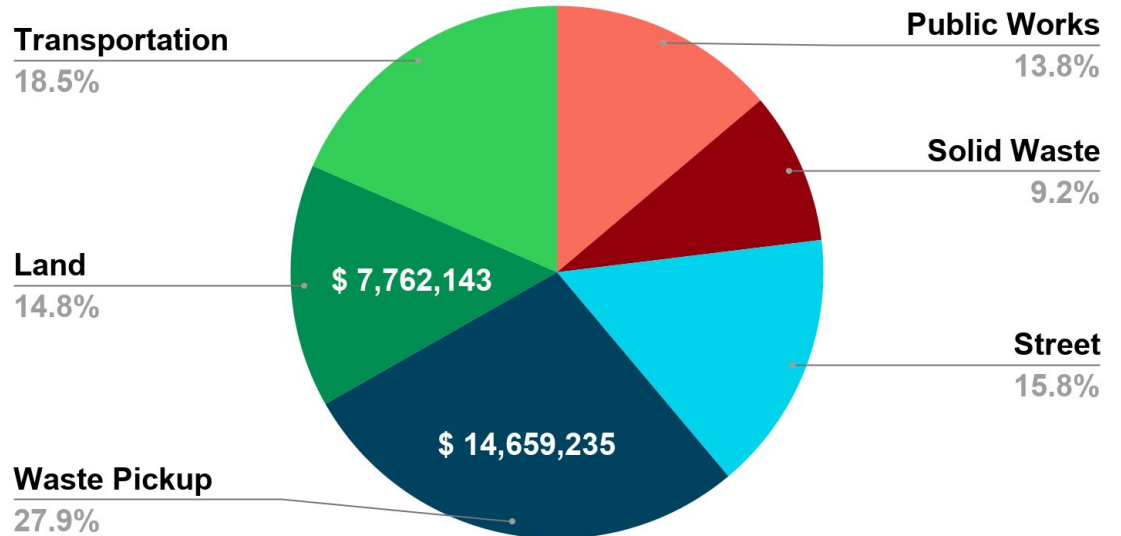
- Administration
- Engineering
- Waste Pickup
- Solid Waste Disposal
- Land Development Office
- Street Maintenance
- Transportation

FY27 Expenditures by Category



FY26 Budget	51,687,215
FY27 Proposed	52,563,247
Inc/(Dec)	876,032
Change %	1.69%

FY27 PUBLIC WORKS - BUDGET PROPOSAL



3 Year Account Summary & Highlight Analysis

	Actual FY25	Budget FY26	Proposed FY27	Inc (Dec) Proposed vs. Budget	% Change
K-Public Works					
Personnel					
Salary and Wages	15,240,314	16,829,628	17,584,040	754,412	4.48%
Fringe Benefits	7,679,948	9,926,334	10,062,720	136,386	1.37%
Personnel Total	\$ 22,920,262	\$ 26,755,962	\$ 27,646,760	\$ 890,798	3.33%
Operations					
Services	14,005,256	14,963,225	13,925,405	(1,037,820)	-6.94%
Materials & Supplies	1,476,749	1,122,990	1,502,389	379,399	33.78%
Travel Expense	27,219	38,250	34,560	(3,690)	-9.65%
Vehicle Operating	7,101,964	7,386,498	8,065,606	679,108	9.19%
Insurance, Claims, and Damages	52,899	200	200	-	0.00%
Capital Assets	214	-	-	-	0.00%
Capital Outlay	259,835	590,000	478,950	(111,050)	-18.82%
Other Expenses	871,967	830,090	909,377	79,287	9.55%
Operations Total	\$ 23,796,103	\$ 24,931,253	\$ 24,916,487	\$ (14,766)	-0.06%
Transfers To					
Other Financing Uses	111,859	-	-	-	0.00%
Transfers To Total	\$ 111,859	\$ -	\$ -	\$ -	0.00%
K-Public Works Total					
	\$46,828,224	\$51,687,215	\$52,563,247	\$876,032	1.69%

Recommended increase: \$876,032

- **Salaries & Benefits \$890,798**
 - Added 22 positions: 11 Recycling Attendants, 4 Laborers, 2 Inspector II, 2 Electricians, Man. Zoning Development, Civil Engineer 3, Inspector I, Truck Driver, Asst Dir Solid Waste
 - Added budgeted personnel attrition **\$ (2,443,921)**
- **Operations \$ (14,766)**
 - Decrease in Street Light Maintenance **\$ (179,995)**
 - Decrease in Space Costs **\$ (163,894)**
 - Increased in Fleet Leased Vehicles \$ 313,336

FY27 PUBLIC WORKS - BUDGET PROPOSAL



Department of Public Works

FY27 Executive Summary

Description

The Department of Public Works encompasses a broad range of essential services, including engineering, solid waste & recycling, street maintenance & construction, fleet management, development review & permitting, stormwater management, urban forestry, and facilities management. This comprehensive scope of operations is crucial for maintaining and enhancing the city's infrastructure and environment.

Vision

We are professionals serving the citizens of Chattanooga with the utmost respect, humbled to be called upon in the greatest time of need. We shoulder the City's history to build a greater future. We remain dedicated and steadfast toward creating the best for this City and the citizens as One Team.

Mission

Provide inclusive quality of life that ensures the safety, health, and welfare for the citizens of Chattanooga. We are responsible for the City's infrastructure and maintain a clean environment for all to thrive. We are "One Team Building One Chattanooga!"

How We Budget

Public Works submits five major budgets, each with separate revenue sources and dedicated responsibilities:

- Our **General Fund** budget, funded by property and sales tax revenue, is responsible for waste pickup, development review & permitting, construction & transportation engineering, right-of-way maintenance, facilities maintenance, code enforcement, & more.
- The **Stormwater** budget, funded by stormwater fees, is responsible for maintaining stormwater pipes and ditches, as well as the quality of our waterways.
- The **State Street Aid** budget, supported by state gas taxes, funds our roadway repair and paving crews.
- The **Solid Waste** budget, funded by landfill tipping fees, manages the City's landfills, wood recycling center, and household hazardous waste disposal.
- The **Fleet** budgets, funded by payments from other departments, maintains the City's fueling stations, maintenance garages, and vehicle replacement program.

Department-wide Trends

Costs are Rising

Inflationary pressure grows on Public Works every year. With additional tax dollars mostly redirected towards cost-of-living raises, Public Works must find ways to find ways to absorb increased costs like:

- Last year, we paid **\$404,824** for a diesel garbage truck, which cost us **\$275,392** in 2019.
- We paid **\$87/ton** for asphalt in 2025, up from **\$70/ton** in 2022.
- The cost of maintaining the City's Fleet rose from **\$7,930,586** in parts & labor in FY22 to **\$11,405,908** in FY25.

Expectations are Rising

- A growing city generates more **garbage**. We paid for the collection and disposal of **66,270 tons** of garbage in FY25, up from **61,243 tons** in FY22.
- Chattanoogaans want to live in a clean and safe city. Public Works is regularly asked to step up our **litter collection and code enforcement** with a smaller labor force than we had a decade ago.
- The City has continued to improve traffic flow by adding **additional signals** and more sophisticated software, with the same number of technicians for maintenance.

Public Works Becomes More Efficient

- We're investing in **new technologies** that allow us to inspect road conditions and recycling contamination via artificial intelligence, radically increasing our capacity in those areas.
- Public Works is **in-sourcing more services**: construction inspections, engineering design, and financial planning, which saves on consultant costs.
- We're leveraging our scale and engaging in more **equipment-sharing** across the department. Divisions can more often borrow equipment from each other, rather than rent or buy a new piece of equipment that they only use occasionally.

How our Divisions are funded:



ENGINEERING



LAND DEV
OFFICE



CITYWIDE
SERVICES



SOLID
WASTE



FLEET



Budget Highlights & Position Requests - General Fund

Summer Youth Work Program *(Department-wide)*

This program annually hires local high school students, offering them meaningful summer employment and a vital service-learning experience. Participants provide essential support across our divisions, assisting crews with core operations such as mowing, right-of-way and building maintenance, vehicle upkeep, code enforcement inspections, administrative support, and recycling education.

Waste Diversion Programs *(Solid Waste)*

Diverting & recycling heavy materials like glass and food scraps helps us conserve space in our (very expensive) landfill. Landfilling these materials carries escalating costs, including tipping fees, transportation, regulatory compliance, and long-term environmental liabilities, all of which continue to rise over time.

Litter Collection & Mowing Crew *(Citywide Services)*

This completes a crew that was partially re-established in the past budget amendment, which will increase our operational efficiency in several ways:

- During mowing season, we won't have to borrow crew workers from stormwater maintenance and road repair crews to mow, allowing those crews to continue uninterrupted.
- We'll be able to perform a large segment of downtown mowing that is currently contracted out, saving around \$35k/year.
- Outside of mowing season, this crew will focus on litter cleanup around the city.

Signal Technicians *(Citywide Services)*

New signal installations, more advanced hardware to maintain, and a desire for quicker response times are all pressures our Signals Maintenance team faces. Adding technicians and trucks to this team will ensure the City maintains safety, reduces traffic congestion, supports Vision Zero, and keeps pace with infrastructure needs.

Kelley Building Maintenance / Small Business Resource Center *(Economic Development & Facilities Maintenance)*

Designed to be a comprehensive hub for business development, the Small Business Resource Center will provide technical assistance, funding opportunities, and access to legal and accounting services to local entrepreneurs. Public Works will be adding this facility to our list of responsibilities, which will include paying for utilities, custodial services, and building maintenance and repairs.

Senior Engineer *(Engineering)*

Enlisting another licensed engineer will save the City thousands every year on design costs for capital projects and speed up the time to completion.

Budget Highlights & Position Requests - General Fund

Zoning Development Manager (*Land Development Office*)

The Zoning Development Manager provides dedicated oversight of daily zoning operations, staff coordination, and quality control reducing delays, preventing errors, and improving the experience for residents, developers, and Council alike.

Building Inspectors (*Land Development Office*)

Workload in the Building & Trades inspection department is at a breaking point, where inspection delays are imminent, causing construction delays that directly impact the local economy. Adding inspectors in key roles provides resiliency and ensures all protection for our citizens as their structures will be safe.

Solid Waste Assistant Director (*Solid Waste*)

The Assistant Director of Solid Waste is essential for the uninterrupted delivery of critical public health and environmental services. This position provides necessary leadership and operational control over complex, high-volume services like garbage collection, recycling, and landfill coordination, ensuring service continuity, budget oversight, and regulatory compliance.

Code Enforcement Inspectors (*LDO & Solid Waste*)

These team members also enforce waste disposal and recycling regulations to prevent illegal dumping, blight, pest infestation, and recycling contamination.

Recycling Centers moved to General Fund

The City's recycling centers were previously budgeted in the Solid Waste fund. To align with financial reporting requirements, we've moved this operation to our General Fund budget. This is a cost-neutral change to the taxpayer, but is shown as an increase in cost.

City of Chattanooga
Operational Budget
Fiscal Year 2027

Row Labels	Actual FY25	Budget FY26	Proposed FY27	Inc (Dec)	
				Proposed vs. Budget	% Change
K-Public Works					
CC_K00101 - Public Works Admin	1,109,516	1,294,405	1,429,583	135,178	10.44%
CC_K00102 - City Engineer	1,763,581	2,241,127	2,106,089	(135,038)	-6.03%
CC_K00105 - Field Surveyors	131,505	171,471	152,915	(18,556)	-10.82%
CC_K00107 - Facilities Management	504,088	473,553	461,091	(12,462)	-2.63%
CC_K00108 - Mail Room	155,330	190,161	187,882	(2,279)	-1.20%
CC_K00110 - Downtown Campuses Building Maintenance	1,914,464	2,246,380	2,327,974	81,594	3.63%
CC_K00111 - Storage on Main Street	8,008	-	-	-	0.00%
CC_K00123 - Summer Youth Worker Program	6,073	-	55,000	55,000	0.00%
CC_K00124 - Scenic Cities Beautiful	111,859	-	-	-	0.00%
CC_K00125 - Comm Dev Facilities Maintenance	382,421	240,850	350,000	109,150	45.32%
CC_K00126 - Parks and Outdoors Facilities Maintenance	245,134	188,800	200,000	11,200	5.93%
CC_K00127 - MidTown Building Operation	0	-	-	-	0.00%
CC_K00201 - Public Works Utilities	208,834	196,339	198,535	2,196	1.12%
CC_K00301 - Solid Waste Disposal	5,866,776	5,900,000	4,850,000	(1,050,000)	-17.80%
CC_K00501 - SM Admin	1,394,101	1,533,050	1,472,629	(60,421)	-3.94%
CC_K00502 - SM Emergency	864,403	956,769	1,006,853	50,084	5.23%
CC_K00506 - SM Central Business District	354,838	412,194	430,704	18,510	4.49%
CC_K00507 - SM Street Cleaning Crews	1,249,997	1,570,918	1,413,062	(157,856)	-10.05%
CC_K00508 - SM Mowing Tractors and Leaf Collection	1,498,557	1,740,675	1,906,068	165,393	9.50%
CC_K00509 - SM Street Sweeping	668,676	746,488	750,229	3,741	0.50%
CC_K00601 - Brush Pick up	1,846,160	1,861,728	1,973,125	111,397	5.98%
CC_K00602 - Garbage Pick up	6,920,436	7,389,237	8,009,893	620,656	8.40%
CC_K00603 - Trash Flash Pick up	729,667	837,392	711,088	(126,304)	-15.08%
CC_K00604 - Recycle Pick up	1,188,228	1,382,738	1,496,975	114,237	8.26%
CC_K00606 - Refuse Collection Centers	656,973	816,735	944,327	127,592	15.62%
CC_K00610 - Container Management	748,806	738,110	732,850	(5,260)	-0.71%
CC_K00612 - Encampment Cleanup	85,672	-	36,500	36,500	0.00%
CC_K00613 - Recycling Centers	-	-	754,477	754,477	0.00%
CC_K00701 - Forestry Operations	981,769	1,136,916	1,139,206	2,290	0.20%
CC_K01001 - Land Development Office	3,944,515	4,709,202	4,771,175	61,973	1.32%
CC_K01002 - Board of Plumbing Examiners	439	200	-	(200)	-100.00%
CC_K01003 - Board of Electrical Examiners	2,862	850	-	(850)	-100.00%
CC_K01004 - Board of Mechanical Examiners	-	300	-	(300)	-100.00%
CC_K01005 - Board of Gas Fitters	-	300	-	(300)	-100.00%
CC_K01006 - Board of Appeals & Variances	15,257	6,050	-	(6,050)	-100.00%
CC_K01007 - Code Enforcement	2,265,569	2,609,745	2,541,623	(68,122)	-2.61%
CC_K01008 - Back Tax Properties Abatement	100,294	103,000	103,000	-	0.00%
CC_K01009 - STVR Inspections	160,837	212,837	198,197	(14,640)	-6.88%
CC_K01011 - Forestry Management	-	127,639	148,148	20,509	16.07%
CC_K02001 - Street & Traffic Administration	306,544	250,410	-	(250,410)	-100.00%
CC_K02002 - Traffic Operations	2,077,303	2,003,365	2,004,230	865	0.04%
CC_K02003 - Traffic Signal Operations	4,498,177	5,032,521	5,108,049	75,528	1.50%
CC_K02005 - Street & Traffic Design and Engineering	1,860,556	2,364,760	2,591,770	227,010	9.60%
K-Public Works Total	46,828,226	51,687,215	52,563,247	876,032	1.69%



City of Chattanooga
Operational Budget
Fiscal Year 2027

Row Labels	Actual FY25	Budget FY26	Proposed FY27	Inc (Dec)	
				Proposed vs. Budget	% Change
K-Public Works					
Personnel					
Salary and Wages	15,240,314	16,829,628	17,584,040	754,412	4.48%
Fringe Benefits	7,679,948	9,926,334	10,062,720	136,386	1.37%
Personnel Total	22,920,262	26,755,962	27,646,760	890,798	3.33%
Operations					
Services	14,005,256	14,963,225	13,925,405	(1,037,820)	-6.94%
Materials & Supplies	1,476,749	1,122,990	1,502,389	379,399	33.78%
Travel Expense	27,219	38,250	34,560	(3,690)	-9.65%
Vehicle Operating	7,101,964	7,386,498	8,065,606	679,108	9.19%
Insurance, Claims, and Damages	52,899	200	200	-	0.00%
Inventory Costs	214	-	-	-	0.00%
Capital Outlay	259,835	590,000	478,950	(111,050)	-18.82%
Other Expenses	871,967	830,090	909,377	79,287	9.55%
Operations Total	23,796,105	24,931,253	24,916,487	(14,766)	-0.06%
Transfers To					
Other Financing Uses	111,859	-	-	-	0.00%
Transfers To Total	111,859	-	-	-	0.00%
K-Public Works Total	46,828,226	51,687,215	52,563,247	876,032	1.69%



City of Chattanooga
Operational Budget
Fiscal Year 2027

Row Labels	Actual FY25	Budget FY26	Proposed FY27	Inc (Dec)	
				Proposed vs. Budget	% Change
K-Public Works					
Personnel					
Salary and Wages					
601101-Regular Employees	12,741,173	14,285,603	17,834,019	3,548,416	24.84%
601105-Injured On Duty Pay	58,862	-	-	-	0.00%
601199-Budget - Attrition (Salary)	-	(551,000)	(1,522,872)	(971,872)	176.38%
601201-Overtime	540,282	3,000	470,000	467,000	15566.67%
601202-Compensatory Time	22,189	-	-	-	0.00%
602105-Cellphone Allowance	96,004	97,344	94,704	(2,640)	-2.71%
602301-Personal Leave	1,439,108	2,040,805	-	(2,040,805)	-100.00%
602302-Personal Leave Buybacks	286	-	-	-	0.00%
602303-Final Leave Payout	126,195	-	-	-	0.00%
602304-Longevity	152,138	173,393	149,618	(23,775)	-13.71%
602306-Call Back Pay	27,754	-	-	-	0.00%
602307-On Call Pay	11,892	8,000	8,000	-	0.00%
602308-Bereavement Pay	24,372	-	-	-	0.00%
602309-Holiday Pay	0	-	-	-	0.00%
602313-Bilingual Pay	60	-	2,000	2,000	0.00%
609999-Budget - Salaries & Wages	-	772,483	548,571	(223,912)	-28.99%
Salary and Wages Total	15,240,314	16,829,628	17,584,040	754,412	4.48%
Fringe Benefits					
611101-FICA (OASDI)	883,309	1,022,981	1,114,990	92,009	8.99%
611102-Medicare	207,677	239,248	260,769	21,521	9.00%
611199-Budget - Attrition (Benefits)	-	(368,000)	(921,049)	(553,049)	150.29%
611201-General Pension	3,074,610	3,455,075	3,765,796	310,721	8.99%
611204-Union Pension	4,761	-	-	-	0.00%
611206-Other Post-employment Benefits (Civilian)	500,855	985,020	936,686	(48,334)	-4.91%
611301-Hospitalization	2,201,595	3,221,486	3,759,989	538,503	16.72%
611302-Life Insurance Benefit	11,397	14,444	15,807	1,363	9.44%
611303-Long-Term Disability	24,315	70,268	38,329	(31,939)	-45.45%
611304-Health Savings Accounts	358,304	346,845	348,595	1,750	0.50%
611402-Employee Health Savings Acct	689	-	864	864	0.00%
611403-On-site Medical Program	383,173	469,669	516,081	46,412	9.88%
611404-On-site Facility	29,264	35,124	38,604	3,480	9.91%
619999-Budget - Fringe Benefits	-	434,174	187,259	(246,915)	-56.87%
Fringe Benefits Total	7,679,948	9,926,334	10,062,720	136,386	1.37%
Personnel Total	22,920,262	26,755,962	27,646,760	890,798	3.33%
Operations					
Services					
701103-Consultant Fees	(52,245)	12,500	50,000	37,500	300.00%
701104-Court Reporter & Transcriber Fees	-	200	200	-	0.00%
701109-Legal Services	6,184	-	-	-	0.00%
701111-IT Hosting & Managed Services	374	-	380	380	0.00%
701208-On-the-Job Injury Claims	297,053	-	-	-	0.00%
701213-On-the-Job Injury Settlement Claims	38,058	-	-	-	0.00%
702101-Carpentry	182	20,000	21,500	1,500	7.50%
702102-Electrical	165,617	78,000	90,070	12,070	15.47%
702103-Exterminating Service	36,234	29,456	37,982	8,526	28.94%
702104-Masonry	2,390	500	1,000	500	100.00%
702105-Painting	49,590	47,000	47,000	-	0.00%

City of Chattanooga
Operational Budget
Fiscal Year 2027

Row Labels	Actual FY25	Budget FY26	Proposed FY27	Inc (Dec)	
				Proposed vs. Budget	% Change
702106-Plumbing	100,695	91,100	106,110	15,010	16.48%
702107-Mechanical Trades	-	17,420	15,920	(1,500)	-8.61%
702108-Locksmith	2,841	1,400	2,500	1,100	78.57%
702109-Custodial Services	108,589	120,000	150,000	30,000	25.00%
702110-Tree Maintenance & Planting	29,060	-	2,400	2,400	0.00%
702201-Alarm System Repair	34,187	27,500	30,000	2,500	9.09%
702202-Bldg & Grounds Maintenance	3,157	3,900	8,905	5,005	128.33%
702204-Contracted Repair Service	68,205	95,000	120,500	25,500	26.84%
702206-Elevator Maintenance	14,366	13,000	15,000	2,000	15.38%
702207-Maintenance Services	42,533	10,000	11,511	1,511	15.11%
702208-Fire Prevention Measures	54,167	30,904	36,400	5,496	17.78%
702209-Furnace Boiler	178	-	-	-	0.00%
702211-Grounds	2,544	3,600	28,100	24,500	680.56%
702212-HVAC	153,121	106,000	118,000	12,000	11.32%
702214-Landscaping	5,070	5,000	2,400	(2,600)	-52.00%
702215-Building Repairs or Renovations under \$5000	5,976	1,500	1,500	-	0.00%
702216-Roof Repair	16,748	16,000	19,000	3,000	18.75%
702219-Street Light Maintenance	47,083	250,500	70,505	(179,995)	-71.85%
702220-Major Repair	-	6,000	11,000	5,000	83.33%
702221-IT Maintenance	-	-	500	500	0.00%
702225-IT Maintenance - Licensing	1,271	68,900	76,550	7,650	11.10%
702228-Generator Maintenance	13,967	8,000	8,500	500	6.25%
702229-Contract Mowing	108,480	136,400	156,000	19,600	14.37%
702232-Fence Repairs	-	1,000	2,000	1,000	100.00%
702233-Door Repairs	102,998	11,000	16,000	5,000	45.45%
702234-Access Control Repairs	5,664	7,500	9,000	1,500	20.00%
702235-Aquatics Repairs	4,782	25,000	23,000	(2,000)	-8.00%
702236-Flooring Repairs	3,469	-	600	600	0.00%
703101-Electricity	296,189	264,504	301,520	37,016	13.99%
703102-Natural Gas	47,408	33,100	38,000	4,900	14.80%
703103-Water	66,546	70,265	75,812	5,547	7.89%
703105-Street Lighting	2,808,515	2,800,000	2,800,000	-	0.00%
703106-Traffic Lighting	83,937	85,000	85,000	-	0.00%
703107-Electricity Plant Charges Acct # 30-0039.000 Line	140,742	120,000	140,000	20,000	16.67%
703109-Sewer	83,067	86,400	90,426	4,026	4.66%
703202-Cellular Phone Service	2,080	3,450	3,200	(250)	-7.25%
703205-Airtime	334	-	1,000	1,000	0.00%
703206-Air Cards	60,697	44,201	56,164	11,963	27.06%
703207-Digital Connectivity	-	-	600	600	0.00%
704102-Clothing & Linen Service	3,204	5,000	5,000	-	0.00%
704103-Demurrage	3,537	1,400	1,400	-	0.00%
704104-Equipment Rental	47,243	44,268	48,896	4,628	10.45%
704105-Property Rental	7,925	5,000	3,600	(1,400)	-28.00%
704106-Dumpster Rental	2,794	4,900	5,844	944	19.27%
704107-Floor Mat / Scrapper Rental	1,774	3,520	4,020	500	14.20%
704108-Office Machine Rental	21,259	31,050	29,800	(1,250)	-4.03%
704109-Traffic Control - Rental	-	5,000	-	(5,000)	-100.00%
704198-GASB Lease Rental Offset	(429,647)	-	-	-	0.00%
704201-Advertising	4,491	5,400	10,700	5,300	98.15%
704202-Municipal Advertising TCA 6-54-201	-	3,000	6,100	3,100	103.33%
704204-Alarm Monitoring	27,823	19,840	23,340	3,500	17.64%
704208-Contracted Repair	31,439	33,000	44,000	11,000	33.33%
704210-Printing	3,206	2,000	2,200	200	10.00%

City of Chattanooga
Operational Budget
Fiscal Year 2027

Row Labels	Actual FY25	Budget FY26	Proposed FY27	Inc (Dec)	
				Proposed vs. Budget	% Change
704213-Debris Removal & Cleanup	431,856	599,260	600,360	1,100	0.18%
704215-Security Services	75	-	-	-	0.00%
704221-Recreation Support Services	633	-	-	-	0.00%
704227-Transfer Station Cost	2,453,899	2,572,500	2,614,879	42,379	1.65%
704239-Bio-Hazard / Environmental Services	3,438	19,445	20,445	1,000	5.14%
704241-Monitoring Services	20,335	10,000	10,000	-	0.00%
704242-License Testing	4,343	4,500	4,500	-	0.00%
704306-Dues	7,163	16,550	23,303	6,753	40.80%
704307-Employment Agencies	206,542	187,200	215,000	27,800	14.85%
704309-Meeting Expense	778	1,400	1,800	400	28.57%
704310-Local Mileage	-	1,250	600	(650)	-52.00%
704311-Miscellaneous Services	52	-	-	-	0.00%
704312-Other Contracted Service	25,980	34,000	35,000	1,000	2.94%
704313-Recording Documents	8,203	8,400	8,400	-	0.00%
704315-Waste Disposal	5,399,382	5,600,939	4,633,955	(966,984)	-17.26%
704317-Contracted Operations	12,467	400,000	-	(400,000)	-100.00%
704319-Parking	23,682	15,040	20,000	4,960	32.98%
704329-Radio Maintenance	160,359	160,359	162,005	1,646	1.03%
704330-Demolition Services	360,910	273,000	343,000	70,000	25.64%
704334-Outside Laboratory Services	-	300	300	-	0.00%
704336-Tire Disposal	21,508	22,600	22,600	-	0.00%
704340-Shredding and Recycling Services	294	659	699	40	6.07%
704402-Unallocated Purchasing Card Expense	58	-	-	-	0.00%
704501-Freight, Express & Drayage	1,763	435	1,235	800	183.91%
704502-Postage	39,616	43,640	54,120	10,480	24.01%
704601-Local Registration Fees	2,770	7,770	7,226	(544)	-7.00%
704602-Training Costs	30,284	67,300	70,223	2,923	4.34%
704603-Tuition & Books	953	1,000	1,000	-	0.00%
704705-Credit Card Use Charge	764	1,100	8,100	7,000	636.36%
Services Total	14,005,256	14,963,225	13,925,405	(1,037,820)	-6.94%
Materials & Supplies					
711102-Books	4,550	6,042	5,942	(100)	-1.66%
711104-Forms & Printed Material	4,259	9,150	31,933	22,783	248.99%
711105-Instructional Materials & Supplies	89	-	-	-	0.00%
711107-Newspapers	125	225	225	-	0.00%
711109-Office Supplies & Stationery	32,661	29,569	27,577	(1,992)	-6.74%
711110-Technology Accessories & Supplies	6,219	2,775	5,876	3,101	111.75%
711111-Printer Toner Cartridges	269	2,850	1,604	(1,246)	-43.72%
712101-Asphalt and Asphalt Filler	133	-	-	-	0.00%
712104-Concrete, Clay Pipe, & Fittings	227	475	351	(124)	-26.11%
712105-Gravel, Sand, Stone, Chert, Salt	501	1,200	1,700	500	41.67%
712106-Hardware Replacement	6,900	750	1,600	850	113.33%
712107-Lumber & Wood Products	43,484	10,900	10,700	(200)	-1.83%
712108-Other Constr & Bldg Materials	2,047	-	-	-	0.00%
712109-Paint	107,716	70,295	73,395	3,100	4.41%
712112-Street Signs & Markings	186,902	80,000	81,000	1,000	1.25%
712114-Plumbing Supplies	14,076	14,200	17,000	2,800	19.72%
713101-Bearings & Parts	643	-	-	-	0.00%
713104-Filters, Misc	9,184	11,700	11,800	100	0.85%
713109-Repair Parts	4,065	850	50,850	50,000	5882.35%
713119-Aquatic Repair Parts	21,526	5,000	22,000	17,000	340.00%
713123-Preventative Maintenance and Inspections	80	-	-	-	0.00%

City of Chattanooga
Operational Budget
Fiscal Year 2027

Row Labels	Actual FY25	Budget FY26	Proposed FY27	Inc (Dec)	
				Proposed vs. Budget	% Change
713201-Chemicals & Lab Supplies	96	500	300	(200)	-40.00%
713202-Chlorine	849	-	-	-	0.00%
713211-Water Chemicals	28,552	25,000	27,100	2,100	8.40%
714105-Building Maintenance Supplies	11,456	13,000	14,005	1,005	7.73%
714106-Cleaning Supplies	30,516	30,840	31,376	536	1.74%
714107-Clothing	47,376	58,700	66,476	7,776	13.25%
714111-Electrical Supplies, Bulbs, Etc	210,515	52,000	246,450	194,450	373.94%
714112-Electronic Parts	27,189	26,000	81,200	55,200	212.31%
714117-Food & Ice	23,737	24,450	23,120	(1,330)	-5.44%
714120-Hardware, Nails, Small Tools	35,594	26,500	30,652	4,152	15.67%
714122-Kitchen & Dining Room Supplies	6	-	-	-	0.00%
714124-Medical Supplies (First Aid)	-	-	500	500	0.00%
714125-Oil & Lubricants	821	1,190	1,045	(145)	-12.18%
714126-Other Materials & Supplies	5,357	3,125	3,625	500	16.00%
714128-Recreational Supplies	785	-	-	-	0.00%
714129-Safety Equipment	23,374	30,600	37,365	6,765	22.11%
714130-Safety Shoes	31,086	28,363	34,376	6,013	21.20%
714131-Seeds, Trees, Plants, Hort Supplies	27,180	28,000	28,000	-	0.00%
714132-Test Materials	-	875	875	-	0.00%
714133-Welding Supplies	722	-	700	700	0.00%
714135-Locks & Key supplies	3,070	1,550	2,455	905	58.39%
714136-Dirt mix, Mulch, Topsoil	276	9,000	9,000	-	0.00%
714137-Thermoplastic	57,098	40,000	40,000	-	0.00%
714138-Flags Banners and Signage	1,583	800	800	-	0.00%
714140-Chain	-	900	900	-	0.00%
714143-Event Planning, Services and Catering	1,291	2,000	-	(2,000)	-100.00%
714144-Batteries	2,729	1,100	1,350	250	22.73%
714148-Security Material & Supplies	5,334	500	500	-	0.00%
714149-Waste and Recycle Containers	454,502	472,016	476,666	4,650	0.99%
Materials & Supplies Total	1,476,749	1,122,990	1,502,389	379,399	33.78%
Travel Expense					
721101-Out-of-town Mileage	1,650	300	1,000	700	233.33%
721102-Transportation	1,033	5,000	6,000	1,000	20.00%
721103-Auto Rental	587	500	700	200	40.00%
721201-Hotels	8,224	14,800	11,255	(3,545)	-23.95%
721202-Meals	3,643	4,400	5,600	1,200	27.27%
721301-Registration Fees	12,037	13,050	9,755	(3,295)	-25.25%
721302-Other Travel Expenses	45	200	250	50	25.00%
Travel Expense Total	27,219	38,250	34,560	(3,690)	-9.65%
Vehicle Operating					
731101-Diesel Fuel	682,800	730,732	714,839	(15,893)	-2.17%
731102-Gasoline	181,541	227,764	224,624	(3,140)	-1.38%
731203-Vehicle Labor	1,556,312	1,411,809	1,548,857	137,048	9.71%
731204-Vehicle Parts & Supplies	1,493,466	1,386,565	1,633,862	247,297	17.84%
731301-Car Wash	29,234	39,467	37,427	(2,040)	-5.17%
731302-Licenses & Titles	58	-	-	-	0.00%
731401-Fleet Leased Vehicle	3,131,144	3,562,161	3,875,497	313,336	8.80%
731404-Outside Contracted Vehicle	27,411	28,000	30,500	2,500	8.93%
Vehicle Operating Total	7,101,964	7,386,498	8,065,606	679,108	9.19%
Insurance, Claims, and Damages					

City of Chattanooga
Operational Budget
Fiscal Year 2027

Row Labels	Actual FY25	Budget FY26	Proposed FY27	Inc (Dec)	
				Proposed vs. Budget	% Change
742402-Building & Content Insurance	52,812	-	-	-	0.00%
742503-Fidelity & Surety Bonds	87	200	200	-	0.00%
Insurance, Claims, and Damages Total	52,899	200	200	-	0.00%
Inventory Costs					
751407-Vehicle Parts	214	-	-	-	0.00%
Inventory Costs Total	214	-	-	-	0.00%
Capital Outlay					
772101-Boiler Replacement	53	-	-	-	0.00%
772104-Grounds Equipment	688	-	-	-	0.00%
772107-Other Equipment (Under 10000)	226,171	90,000	-	(90,000)	-100.00%
772108-Recreational Equipment	1,275	-	-	-	0.00%
772109-Office Furniture	1,603	-	-	-	0.00%
772112-Computer equipment under 10000	25,316	-	-	-	0.00%
772115-Security Equipment	4,440	-	-	-	0.00%
772116-Traffic Lights and Equipment	-	350,000	278,950	(71,050)	-20.30%
772122-Office Equipment (under 10000)	220	-	-	-	0.00%
772204-Field Lighting	70	-	-	-	0.00%
772210-Transportation Safety Infrastructure	-	150,000	200,000	50,000	33.33%
Capital Outlay Total	259,835	590,000	478,950	(111,050)	-18.82%
Other Expenses					
781103-Space Costs	365,719	447,495	283,601	(163,894)	-36.62%
781106-Risk Mgmt Allocated Costs	-	367,920	610,973	243,053	66.06%
781301-Fees, Licenses, & Permits	74,229	5,900	7,900	2,000	33.90%
781303-State Fees Other	175	-	-	-	0.00%
782201-Awards	1,264	7,275	5,703	(1,572)	-21.61%
782203-Refunds	(155)	-	-	-	0.00%
782204-Safety Incentive Awards	806	1,500	1,200	(300)	-20.00%
782210-Program Expense	282	-	-	-	0.00%
783102-Lease Financing Principal (GASB 87)	401,310	-	-	-	0.00%
783155-Interest Expense (GASB 87)	28,337	-	-	-	0.00%
Other Expenses Total	871,967	830,090	909,377	79,287	9.55%
Operations Total	23,796,105	24,931,253	24,916,487	(14,766)	-0.06%
Transfers To					
Other Financing Uses					
811210-Transfer to Scenic Cities Beautiful	111,859	-	-	-	0.00%
Other Financing Uses Total	111,859	-	-	-	0.00%
Transfers To Total	111,859	-	-	-	0.00%
K-Public Works Total	46,828,226	51,687,215	52,563,247	876,032	1.69%



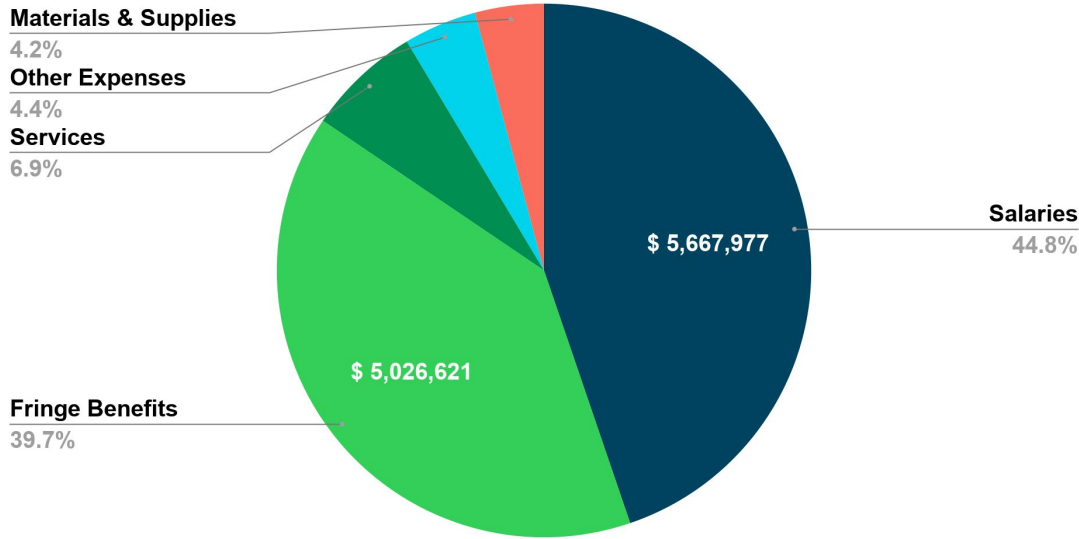
FY 2027 Budget Parks & Outdoors

Brian Smith – Interim Administrator

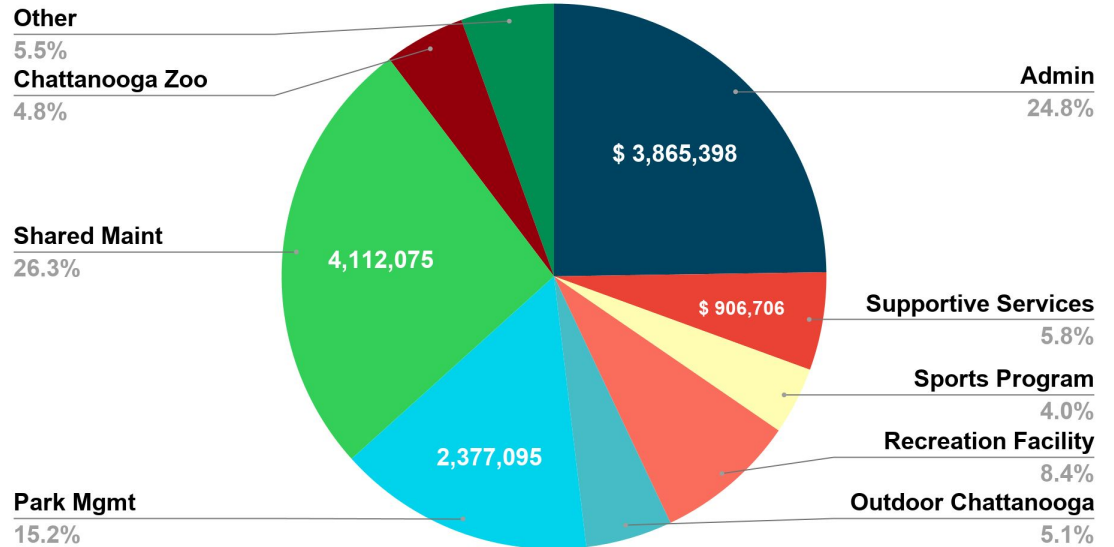
Divisions

- Parks & Outdoors Admin
- Parks & Outdoors Supportive Services
- Parks & Outdoors Sports
- Parks & Outdoors Champions Club
- Parks & Outdoors Summit
- Parks & Outdoors Communication
- Parks & Outdoors Recreation Administration
- Therapeutic Programs
- Fitness Center
- Rec Facility Skatepark
- Parks Admin
- Parks Maint (All Divisions)
- Shared Maintenance (All Divisions)
- Chattanooga Zoo at Warner Park

FY27 Expenditures by Category



FY26 Budget	\$16,820,975
FY27 Proposed	\$15,613,404
Inc/(Dec)	-\$1,207,571
Change %	-7.18%



3 Year Account Summary & Highlight Analysis

	Actual FY25	Budget FY26	Proposed FY27	Inc (Dec) Proposed vs. Budget	% Change
L - Parks and Outdoors					
Personnel					
Salary and Wages	5,790,406	6,156,368	5,667,977	(488,391)	-7.93%
Fringe Benefits	2,566,295	3,153,114	2,954,688	(198,426)	-6.29%
Personnel Total	\$ 8,356,701	\$ 9,309,482	\$ 8,622,665	\$ (686,817)	-7.38%
Operations					
Services	5,839,834	5,554,381	5,026,621	(527,760)	-9.50%
Materials & Supplies	855,406	794,020	558,795	(235,225)	-29.62%
Travel Expense	74,665	82,600	75,950	(6,650)	-8.05%
Vehicle Operating	453,349	387,069	527,808	140,739	36.36%
Insurance, Claims, and Damages	73,946	-	-	-	0.00%
Inventory Costs	189	-	-	-	0.00%
Capital Assets	122,248	460,000	496,000	36,000	7.83%
Capital Outlay	516,262	-	-	-	0.00%
Other Expenses	52,892	233,423	305,565	72,142	30.91%
Operations Total	\$ 7,988,791	\$ 7,511,493	\$ 6,990,739	\$ (520,754)	-6.93%
L - Parks and Outdoors	\$ 16,345,492	\$ 16,820,975	\$ 15,613,404	\$(1,207,571)	-7.18%

Recommended decrease: \$ (1,207,571)

- **Salaries & Benefits \$ (686,817)**

- Divisions Moving to Economic Development
 - \$ (400,155) - Special Events
 - \$ (304,019) - Shared Maintenance Arts Culture & Creative Economy

- **Operations \$ (520,754)**

- Divisions Moving to Economic Development
 - \$ (251,224) - Special Events
 - \$ (73,385) - Shared Maintenance Arts Culture & Creative Economy
 - \$ (450,000) - Public Art Admin Gen Fd
 - \$100,000 Investment in National Park City



Parks & Outdoors

FY27 Executive Summary

Description

The Department of Parks & Outdoors was created to establish a more streamlined and functional parks department with a focused emphasis on outdoor activities. The department's responsibilities include:

- Park design and planning
- Maintenance
- Greenways and neighborhood connectivity
- Outdoor Chattanooga initiatives
- Outdoor recreation management
- Sports recreation and camps
- Programming for Chattanooga residents
- Economic drivers
- Municipal golf course operations
- Advancing Chattanooga National Park City

Vision

For Chattanooga to have a well-loved, well-used, and well-cared-for system of parks, recreation, and outdoor spaces. This system will foster community belonging and well-being while enhancing the city's unique and natural setting.

Mission

We are community builders, connecting all Chattanoogaans and guests to the benefits of parks, recreation, nature, adventure, history, culture, and the arts.

Trends

Fiscal Year 2027 represents the third year of implementing the City of Chattanooga's unanimously adopted Parks & Outdoors Plan. This implementation phase is supported by Chattanooga's designation as North America's First National Park City, the third year of operation for the city's inaugural Parks & Outdoors Advisory Committee, and targeted efforts to increase participation in city programming by 15%. These initiatives collectively aim to create a healthier, safer, and enhanced public park system for all Chattanooga residents.

Anticipating continued increases in the cost of goods and services, coupled with rising demand for outdoor activities and programs, the Department of Parks and Outdoors will strategically align resources and personnel. This alignment prioritizes efficiency, customer service excellence, and the strategic utilization of volunteerism, partnerships, and philanthropic contributions.

Chattanooga is undertaking a significant initiative to restore, elevate, and strategically develop its outdoor spaces, ensuring they are accessible and beneficial to every resident and visitor. The FY2026 budget, reflecting the Parks & Outdoors Plan (POP), represents a strategic shift. It is predicated on the principle that intentional choices and investments can establish Chattanooga as the most livable city in North America.

Budget Overview

In 2023, the Chattanooga City Council unanimously adopted the city's first Parks & Outdoors Plan (POP) in over a generation. Following the initiation of the plan in 2024-2025, the FY 2027 budget request focuses on the systematic improvement of the public park and outdoor system. This request aims to meet resident expectations, protect the natural environment, and provide equitable access to world-class public amenities.

The FY 2027 budget request prioritizes measurable progress in key areas related to the repair, maintenance, and activation of existing assets. This is a lean budget request, but it enables substantial progress toward the goals outlined in the POP.

The overall budget focuses on maintaining service levels and advancing capital investments that enhance safety, accessibility, and community engagement. Key priorities include correcting budget allocation errors and investing in long-term facility upgrades that promote sustainability, operational efficiency, and equitable access. Strategic capital improvements and operational adjustments are designed to strengthen programming, protect facility standards, and support future growth.

Key Performance Objectives

The department aims to achieve the following measurable goals to support the "One Chattanooga" vision:

- 1. Improve Park System Condition:** Raise the City's Parks & Outdoors System condition rating from C+ to B.
 - Invest \$400,000 over 2 years to improve trails, access, and signage at Stringer's Ridge.
 - Support a regional trail maintenance team in Hamilton County.
 - Complete the Chattanooga Skatepark, advance planning for Montague Park, fund development of the Alton Park Connector, increase support for youth sports organizations, and continue work on Carver Community Park restoration by installing sports lighting at Jim Cotton Field.
 - Continue to move forward with the NRPA's CAPRA accreditation process.
- 2. Increase Park System Usage:** Increase city residents' use of the park system by 20%.
 - Expand wellness programming through fitness and sports activation for all ages.
 - Expand Outdoor Chattanooga's service delivery by 20%.
 - Double volunteer hours contributed to the DPO system.
 - Expand access to Arts and Culture programming in our parks and public spaces while supporting a sense of place and sharing our history.
 - Support a sense of place, culture, and history in our parks through programming
- 3. Expand Park Access:** Increase the percentage of city residents with access to a public park from 35% to 55% over five years (40% 2026). 10 Minute Walk
 - Allocate \$2,000,000 for land acquisition in targeted park gap areas.
 - Build and open Provence Park.
 - Open Harvesting Inclusive Play playground at Heritage Park.
 - Build three public blueway access points.
 - Add a new Community School Yard site with Hamilton County Schools.
 - Start Ryalls Spring and Quarry design
- 4. National Park City Designation:** Leverage our newly appointed designation as North America's First National Park City to garner philanthropic support and to continue to educate and create access to our ONE Chattanooga community in our park system.

Budget Highlights

- **Divisions Moving to Economic Development**
 - **\$645,845 - Special Events**
 - **\$334,672 - Shared Maintenance Arts, Culture & Creative Economy**
 - **\$450,000 - Public Art Admin {Gen Fd}**
- **\$100,000 - National Park City**
 - An increase of \$100,000 to cover related promotion and operating costs for the National Park City designation. These funds are dedicated to marketing the National Park City (NPC) movement, providing the resources necessary for the initiative to establish a distinct brand identity independent of the Chattanooga Parks and Outdoors department's standard promotional budget. Following the creative guidance of Humanaut, the investment will utilize local talent to visually capture and promote the NPC Seed movement, highlighting the unique programs available within the City of Chattanooga. These resources will specifically cover advertising, professional printing, and outreach materials such as tabletop displays and promotional items, essential for NPC to build public awareness and eventually stand as a self-sustaining entity.
- **\$36,000 -Visitor Analytics Software**
 - A program that will allow us to gather data related to parks visitors, events and sports recreation economic impact, and trail usage. This data will help us to plan for maintenance, enhanced amenities, and focus our budget on where it has the most impact.

Position Requests

- **None**

Future Challenges and Opportunities

The newly adopted Parks and Outdoors plan identifies current deficiencies, challenges, and opportunities pertaining to our aging park system. We will engage our community using global recognition to access more donations, partnerships, and grants to build a better park system with more community engagement and ownership.



City of Chattanooga
Operational Budget
Fiscal Year 2027

Row Labels	Actual FY25	Budget FY26	Proposed FY27	Inc (Dec)	
				Proposed vs. Budget	% Change
1100 - General Fund					
L-Parks and Outdoors					
CC_L00301 - Parks & Outdoors Admin	1,585,571	1,282,257	1,176,258	(105,999)	-8.27%
CC_L00401 - Parks & Outdoors Supportive Services	825,002	915,891	906,706	(9,185)	-1.00%
CC_L00402 - Parks & Outdoors Sports	662,630	658,417	624,503	(33,914)	-5.15%
CC_L00403 - Parks & Outdoors Aquatics	494,243	-	-	-	0.00%
CC_L00404 - Parks & Outdoors Champions Club	446,076	491,348	538,097	46,749	9.51%
CC_L00405 - Parks & Outdoors Summit of Softball	673,607	843,485	773,802	(69,683)	-8.26%
CC_L00406 - Parks & Outdoors Kids Kamp	320	-	-	-	0.00%
CC_L00407 - Parks & Outdoors Communication	294,964	335,413	516,069	180,656	53.86%
CC_L00408 - Parks & Outdoors Recreation Admin	1,158,329	1,266,619	1,314,297	47,678	3.76%
CC_L01302 - Therapeutic Programs	429,820	481,298	495,097	13,799	2.87%
CC_L01303 - Fitness Center	316,177	411,578	323,948	(87,630)	-21.29%
CC_L01401 - Rec Facility Skatepark	37,043	56,024	44,152	(11,872)	-21.19%
CC_L01601 - Outdoor Chattanooga	577,033	761,273	802,531	41,258	5.42%
CC_L01602 - Special Events	689,649	645,845	-	(645,845)	-100.00%
CC_L02101 - Parks Admin	833,697	837,233	858,774	21,541	2.57%
CC_L02201 - Parks Maint Playgrounds and Facilities	239,664	251,010	255,398	4,388	1.75%
CC_L02202 - Parks Maint Buildings and Structures	245,710	370,349	319,247	(51,102)	-13.80%
CC_L02203 - Parks Maint City Wide Park Maintenance	1,725,367	2,029,524	2,121,697	92,173	4.54%
CC_L02301 - Shared Maint TN Riverpark Downtown	2,735,603	2,656,620	2,797,165	140,545	5.29%
CC_L02302 - Shared Maint Carousel Operations	44,185	73,646	84,084	10,438	14.17%
CC_L02303 - Shared Maint TN Riverpark Security	250,495	252,952	261,285	8,333	3.29%
CC_L02315 - Shared Maint TN Riverpark and Riverwalk Down	164,912	205,521	190,294	(15,227)	-7.41%
CC_L02316 - Shared Maint - TN Riverpark Capital	467,682	460,000	460,000	-	0.00%
CC_L02317 - Shared Maint Arts Culture & Creative Economy	259,999	334,672	-	(334,672)	-100.00%
CC_L03101 - Chattanooga Zoo at Warner Park	750,000	750,000	750,000	-	0.00%
CC_L32203 - Public Art Admin {Gen Fd}	437,715	450,000	-	(450,000)	-100.00%
L-Parks and Outdoors Total	16,345,493	16,820,975	15,613,404	(1,207,571)	-7.18%



City of Chattanooga
Operational Budget
Fiscal Year 2027

Row Labels	Actual FY25	Budget FY26	Proposed FY27	Inc (Dec)	
				Proposed vs. Budget	% Change
1100 - General Fund					
L-Parks and Outdoors					
Personnel					
Salary and Wages	5,790,406	6,156,368	5,667,977	(488,391)	-7.93%
Fringe Benefits	2,566,295	3,153,114	2,954,688	(198,426)	-6.29%
Personnel Total	8,356,701	9,309,482	8,622,665	(686,817)	-7.38%
Operations					
Services	5,839,834	5,554,381	5,026,621	(527,760)	-9.50%
Materials & Supplies	855,406	794,020	558,795	(235,225)	-29.62%
Travel Expense	74,665	82,600	75,950	(6,650)	-8.05%
Vehicle Operating	453,349	387,069	527,808	140,739	36.36%
Insurance, Claims, and Damages	73,946	-	-	-	0.00%
Inventory Costs	189	-	-	-	0.00%
Capital Assets	122,248	460,000	496,000	36,000	7.83%
Capital Outlay	516,262	-	-	-	0.00%
Other Expenses	52,892	233,423	305,565	72,142	30.91%
Operations Total	7,988,792	7,511,493	6,990,739	(520,754)	-6.93%
L-Parks and Outdoors Total	16,345,493	16,820,975	15,613,404	(1,207,571)	-7.18%



City of Chattanooga
Operational Budget
Fiscal Year 2027

Row Labels	Actual FY25	Budget FY26	Proposed FY27	Inc (Dec)	
				Proposed vs. Budget	% Change
1100 - General Fund					
L-Parks and Outdoors					
Personnel					
Salary and Wages					
601101-Regular Employees	4,377,368	4,709,815	5,031,172	321,357	6.82%
601102-Temporary Staffing	33,407	-	-	-	0.00%
601103-Part Time Employees	548,354	748,884	690,879	(58,005)	-7.75%
601104-State Training Wages	800	-	-	-	0.00%
601105-Injured On Duty Pay	23,039	-	-	-	0.00%
601199-Budget - Attrition (Salary)	-	(340,000)	(384,000)	(44,000)	12.94%
601201-Overtime	92,132	108,350	81,350	(27,000)	-24.92%
601202-Compensatory Time	30,859	-	-	-	0.00%
602105-Cellphone Allowance	30,000	29,280	23,160	(6,120)	-20.90%
602301-Personal Leave	495,077	672,834	-	(672,834)	-100.00%
602303-Final Leave Payout	95,439	-	-	-	0.00%
602304-Longevity	56,625	56,925	48,450	(8,475)	-14.89%
602306-Call Back Pay	486	-	-	-	0.00%
602308-Bereavement Pay	6,820	-	-	-	0.00%
602309-Holiday Pay	0	-	-	-	0.00%
609999-Budget - Salaries & Wages	-	170,280	176,966	6,686	3.93%
Salary and Wages Total	5,790,406	6,156,368	5,667,977	(488,391)	-7.93%
Fringe Benefits					
611101-FICA (OASDI)	340,972	383,678	357,776	(25,902)	-6.75%
611102-Medicare	79,775	89,732	83,673	(6,059)	-6.75%
611199-Budget - Attrition (Benefits)	-	(167,000)	(203,000)	(36,000)	21.56%
611201-General Pension	1,039,586	1,146,927	1,063,673	(83,254)	-7.26%
611206-Other Post-employment Benefits (Civilian)	173,525	324,735	264,215	(60,520)	-18.64%
611301-Hospitalization	702,718	1,058,587	1,083,060	24,473	2.31%
611302-Life Insurance Benefit	3,811	4,664	4,465	(199)	-4.27%
611303-Long-Term Disability	8,646	22,859	10,714	(12,145)	-53.13%
611304-Health Savings Accounts	77,048	69,337	62,350	(6,987)	-10.08%
611402-Employee Health Savings Acct	227	-	243	243	0.00%
611403-On-site Medical Program	129,646	152,724	155,484	2,760	1.81%
611404-On-site Facility	10,340	12,000	11,520	(480)	-4.00%
619999-Budget - Fringe Benefits	-	54,871	60,515	5,644	10.29%
Fringe Benefits Total	2,566,295	3,153,114	2,954,688	(198,426)	-6.29%
Personnel Total	8,356,701	9,309,482	8,622,665	(686,817)	-7.38%
Operations					
Services					
701103-Consultant Fees	15,600	44,500	-	(44,500)	-100.00%
701109-Legal Services	1,000	-	-	-	0.00%
701114-Contracted Design	371,212	70,000	70,000	-	0.00%
701208-On-the-Job Injury Claims	86,963	-	-	-	0.00%
701213-On-the-Job Injury Settlement Claims	4,835	-	-	-	0.00%
702102-Electrical	56,178	59,000	40,650	(18,350)	-31.10%
702103-Exterminating Service	11,147	14,115	14,150	35	0.25%
702105-Painting	14,212	17,000	6,200	(10,800)	-63.53%
702106-Plumbing	44,343	26,350	18,350	(8,000)	-30.36%
702107-Mechanical Trades	21,073	5,000	5,000	-	0.00%
702108-Locksmith	1,312	1,200	1,200	-	0.00%

City of Chattanooga
Operational Budget
Fiscal Year 2027

Row Labels	Actual FY25	Budget FY26	Proposed FY27	Inc (Dec)	
				Proposed vs. Budget	% Change
702109-Custodial Services	5,085	12,600	10,100	(2,500)	-19.84%
702110-Tree Maintenance & Planting	55,500	4,500	21,500	17,000	377.78%
702111-Irrigation	10,645	17,900	11,900	(6,000)	-33.52%
702201-Alarm System Repair	4,609	250	250	-	0.00%
702202-Bldg & Grounds Maintenance	3,155	96,500	500	(96,000)	-99.48%
702204-Contracted Repair Service	25,482	19,000	19,000	-	0.00%
702207-Maintenance Services	10,715	10,000	10,000	-	0.00%
702208-Fire Prevention Measures	9,367	4,100	4,100	-	0.00%
702211-Grounds	4,376	6,000	5,000	(1,000)	-16.67%
702212-HVAC	4,931	14,150	8,650	(5,500)	-38.87%
702214-Landscaping	34,653	60,500	52,700	(7,800)	-12.89%
702216-Roof Repair	-	1,000	1,000	-	0.00%
702217-Valve Repairs	-	2,500	-	(2,500)	-100.00%
702218-Pump Repairs	5,327	5,000	5,000	-	0.00%
702222-Cabling & Installation	378	2,351	2,350	(1)	-0.04%
702224-Equipment Inspection and Calibration	9,742	17,500	17,500	-	0.00%
702225-IT Maintenance - Licensing	413	830	830	-	0.00%
702229-Contract Mowing	392,333	500,168	525,700	25,532	5.10%
702232-Fence Repairs	37	7,500	7,000	(500)	-6.67%
702233-Door Repairs	364	2,100	2,100	-	0.00%
702234-Access Control Repairs	85	1,000	1,000	-	0.00%
703101-Electricity	841,757	698,425	749,812	51,387	7.36%
703102-Natural Gas	47,279	42,988	48,200	5,212	12.12%
703103-Water	419,332	453,536	414,000	(39,536)	-8.72%
703109-Sewer	494,825	506,652	511,300	4,648	0.92%
703112-Propane	1,062	-	-	-	0.00%
703202-Cellular Phone Service	466	-	715	715	0.00%
703204-Internet & Cable Services	-	350	350	-	0.00%
703206-Air Cards	29,488	21,971	21,564	(407)	-1.85%
704102-Clothing & Linen Service	3,094	2,657	2,500	(157)	-5.91%
704103-Demurrage	-	150	150	-	0.00%
704104-Equipment Rental	55,064	46,430	59,230	12,800	27.57%
704105-Property Rental	34,131	35,775	35,775	-	0.00%
704106-Dumpster Rental	2,274	5,665	4,065	(1,600)	-28.24%
704107-Floor Mat / Scrapper Rental	2,869	2,750	3,100	350	12.73%
704108-Office Machine Rental	7,783	12,105	12,100	(5)	-0.04%
704109-Traffic Control - Rental	438	-	-	-	0.00%
704201-Advertising	25,736	41,850	137,350	95,500	228.20%
704203-Publicity	-	1,000	1,000	-	0.00%
704204-Alarm Monitoring	6,567	8,921	8,845	(76)	-0.85%
704208-Contracted Repair	652	6,000	1,000	(5,000)	-83.33%
704210-Printing	12,225	13,800	11,300	(2,500)	-18.12%
704212-Data Processing Service	-	250	250	-	0.00%
704214-Lighting Service	-	3,000	-	(3,000)	-100.00%
704215-Security Services	250,121	207,200	157,000	(50,200)	-24.23%
704217-Photographic Services	3,125	1,600	-	(1,600)	-100.00%
704221-Recreation Support Services	33,570	41,058	41,100	42	0.10%
704228-Translation Service	489	1,500	1,500	-	0.00%
704235-Zoo Lease & Management	697,330	750,000	750,000	-	0.00%
704306-Dues	8,088	5,230	4,950	(280)	-5.35%
704307-Employment Agencies	529,427	440,213	445,000	4,787	1.09%
704309-Meeting Expense	284	1,000	500	(500)	-50.00%
704310-Local Mileage	237	-	-	-	0.00%

City of Chattanooga
Operational Budget
Fiscal Year 2027

Row Labels	Actual FY25	Budget FY26	Proposed FY27	Inc (Dec)	
				Proposed vs. Budget	% Change
704311-Miscellaneous Services	537	-	-	-	0.00%
704312-Other Contracted Service	80,986	176,400	156,200	(20,200)	-11.45%
704313-Recording Documents	83	-	-	-	0.00%
704315-Waste Disposal	51,080	41,041	42,500	1,459	3.55%
704317-Contracted Operations	515,177	472,500	505,600	33,100	7.01%
704347-Agency Contracted Services	437,715	450,000	-	(450,000)	-100.00%
704404-Disputed Credit Card Charges	13	-	-	-	0.00%
704502-Postage	814	650	835	185	28.46%
704504-Load, Delivery, and Installation	386	-	-	-	0.00%
704601-Local Registration Fees	3,500	1,900	1,900	-	0.00%
704602-Training Costs	9,914	11,700	11,700	-	0.00%
704705-Credit Card Use Charge	26,844	25,500	23,500	(2,000)	-7.84%
Services Total	5,839,834	5,554,381	5,026,621	(527,760)	-9.50%
Materials & Supplies					
711101-Audio Visual Supplies	1,043	-	-	-	0.00%
711104-Forms & Printed Material	144	100	100	-	0.00%
711105-Instructional Materials & Supplies	1,000	-	-	-	0.00%
711109-Office Supplies & Stationery	19,312	14,500	13,950	(550)	-3.79%
711110-Technology Accessories & Supplies	8,773	2,900	2,700	(200)	-6.90%
711111-Printer Toner Cartridges	-	300	300	-	0.00%
712103-Cement, Lime, & Plaster	1,213	1,750	1,750	-	0.00%
712104-Concrete, Clay Pipe, & Fittings	30	-	-	-	0.00%
712105-Gravel, Sand, Stone, Chert, Salt	13,667	17,100	16,200	(900)	-5.26%
712106-Hardware Replacement	2,325	3,500	5,500	2,000	57.14%
712107-Lumber & Wood Products	13,786	6,000	18,000	12,000	200.00%
712108-Other Constr & Bldg Materials	2,780	-	-	-	0.00%
712109-Paint	6,883	15,100	15,100	-	0.00%
712110-Pipe & Fittings	2,633	3,950	3,950	-	0.00%
712112-Street Signs & Markings	2,081	-	-	-	0.00%
712113-Structural Steel, Iron	-	2,750	2,750	-	0.00%
712114-Plumbing Supplies	18,245	14,500	14,500	-	0.00%
713101-Bearings & Parts	-	3,140	3,140	-	0.00%
713102-Fasteners	-	1,450	1,450	-	0.00%
713104-Filters, Misc	2,106	1,800	1,800	-	0.00%
713109-Repair Parts	40,241	24,650	22,150	(2,500)	-10.14%
713117-Hose & Fittings	283	-	-	-	0.00%
713118-Small Equipment Tires	2,305	4,000	4,000	-	0.00%
713201-Chemicals & Lab Supplies	27	-	-	-	0.00%
713202-Chlorine	4,055	1,500	1,500	-	0.00%
713203-Dechlorination Chemicals	(2)	-	-	-	0.00%
714105-Building Maintenance Supplies	25,212	18,000	17,500	(500)	-2.78%
714106-Cleaning Supplies	51,140	42,500	43,200	700	1.65%
714107-Clothing	58,662	37,050	34,550	(2,500)	-6.75%
714108-Cultural Arts Supplies	151	2,000	-	(2,000)	-100.00%
714111-Electrical Supplies, Bulbs, Etc	35,350	24,800	22,300	(2,500)	-10.08%
714115-Fire Code Equipment	-	650	500	(150)	-23.08%
714117-Food & Ice	26,019	29,300	26,605	(2,695)	-9.20%
714119-Fuel	3,317	6,500	6,500	-	0.00%
714120-Hardware, Nails, Small Tools	41,053	29,025	31,025	2,000	6.89%
714122-Kitchen & Dining Room Supplies	1,341	-	-	-	0.00%
714123-Machine Shop & Garage Supplies	70	500	500	-	0.00%
714124-Medical Supplies (First Aid)	2,613	2,225	1,925	(300)	-13.48%

City of Chattanooga
Operational Budget
Fiscal Year 2027

Row Labels	Actual FY25	Budget FY26	Proposed FY27	Inc (Dec)	
				Proposed vs. Budget	% Change
714125-Oil & Lubricants	2,949	4,225	4,225	-	0.00%
714126-Other Materials & Supplies	906	-	500	500	0.00%
714128-Recreational Supplies	99,605	83,050	76,200	(6,850)	-8.25%
714129-Safety Equipment	20,605	7,600	9,600	2,000	26.32%
714130-Safety Shoes	9,816	10,075	10,075	-	0.00%
714131-Seeds, Trees, Plants, Hort Supplies	85,741	63,500	59,500	(4,000)	-6.30%
714133-Welding Supplies	30	600	600	-	0.00%
714135-Locks & Key supplies	2,309	2,550	2,500	(50)	-1.96%
714136-Dirt mix, Mulch, Topsoil	38,315	63,250	59,250	(4,000)	-6.32%
714138-Flags Banners and Signage	6,542	4,730	5,000	270	5.71%
714140-Chain	-	500	500	-	0.00%
714141-Machine Parts	1,986	900	900	-	0.00%
714143-Event Planning, Services and Catering	197,474	232,000	7,000	(225,000)	-96.98%
714144-Batteries	1,262	2,500	2,500	-	0.00%
714146-Classroom/Childcare Supplies	10	-	-	-	0.00%
714150-Promotional Items	-	7,000	7,000	-	0.00%
Materials & Supplies Total	855,406	794,020	558,795	(235,225)	-29.62%
Travel Expense					
721101-Out-of-town Mileage	262	700	300	(400)	-57.14%
721102-Transportation	18,831	23,850	23,100	(750)	-3.14%
721103-Auto Rental	-	2,000	2,000	-	0.00%
721201-Hotels	24,142	26,900	24,600	(2,300)	-8.55%
721202-Meals	9,123	12,800	11,050	(1,750)	-13.67%
721301-Registration Fees	18,846	16,050	14,700	(1,350)	-8.41%
721302-Other Travel Expenses	3,459	300	200	(100)	-33.33%
Travel Expense Total	74,665	82,600	75,950	(6,650)	-8.05%
Vehicle Operating					
731101-Diesel Fuel	5,434	7,500	7,500	-	0.00%
731102-Gasoline	58,885	79,466	77,084	(2,382)	-3.00%
731103-Propane	2,594	750	750	-	0.00%
731201-Contracted Vehicle Repair	1,595	-	-	-	0.00%
731203-Vehicle Labor	47,687	33,712	32,872	(840)	-2.49%
731204-Vehicle Parts & Supplies	46,517	30,850	31,250	400	1.30%
731301-Car Wash	1,390	900	900	-	0.00%
731401-Fleet Leased Vehicle	214,868	233,891	290,693	56,802	24.29%
731404-Outside Contracted Vehicle	74,379	-	86,759	86,759	0.00%
Vehicle Operating Total	453,349	387,069	527,808	140,739	36.36%
Insurance, Claims, and Damages					
742402-Building & Content Insurance	33,648	-	-	-	0.00%
742404-Liability Insurance	40,298	-	-	-	0.00%
Insurance, Claims, and Damages Total	73,946	-	-	-	0.00%
Inventory Costs					
751406-Tires & Tubes	189	-	-	-	0.00%
Inventory Costs Total	189	-	-	-	0.00%
Capital Assets					
761108-CIP Engineer's Surveys	18,680	-	-	-	0.00%
761112-CIP Park Development	-	460,000	460,000	-	0.00%
761204-Equipment Purchase	51,814	-	-	-	0.00%

City of Chattanooga
Operational Budget
Fiscal Year 2027

Row Labels	Actual FY25	Budget FY26	Proposed FY27	Inc (Dec)	
				Proposed vs. Budget	% Change
761303-Computer Equipment over 10000	51,754	-	36,000	36,000	0.00%
Capital Assets Total	122,248	460,000	496,000	36,000	7.83%
Capital Outlay					
772104-Grounds Equipment	47,704	-	-	-	0.00%
772107-Other Equipment (Under 10000)	6,672	-	-	-	0.00%
772108-Recreational Equipment	17,657	-	-	-	0.00%
772109-Office Furniture	3,645	-	-	-	0.00%
772111-Computer Software under 25000	642	-	-	-	0.00%
772112-Computer equipment under 10000	16,100	-	-	-	0.00%
772203-Fencing	7,844	-	-	-	0.00%
772205-Other Capital Purchase	415,998	-	-	-	0.00%
Capital Outlay Total	516,262	-	-	-	0.00%
Other Expenses					
781103-Space Costs	2,671	4,433	-	(4,433)	-100.00%
781106-Risk Mgmt Allocated Costs	-	194,040	284,615	90,575	46.68%
781301-Fees, Licenses, & Permits	23,331	19,150	8,150	(11,000)	-57.44%
782201-Awards	12,415	12,900	11,900	(1,000)	-7.75%
782204-Safety Incentive Awards	750	900	900	-	0.00%
782206-Fines	50	-	-	-	0.00%
782210-Program Expense	13,655	2,000	-	(2,000)	-100.00%
782221-Counterfeit currency and fraudulent checks	20	-	-	-	0.00%
Other Expenses Total	52,892	233,423	305,565	72,142	30.91%
Operations Total	7,988,792	7,511,493	6,990,739	(520,754)	-6.93%
L-Parks and Outdoors Total	16,345,493	16,820,975	15,613,404	(1,207,571)	-7.18%



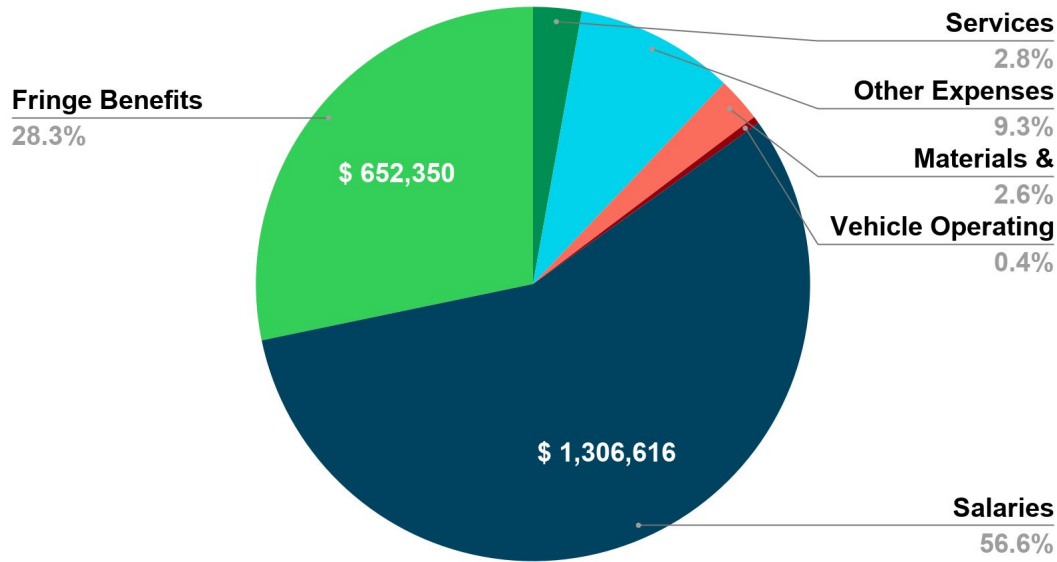
FY 2027 Budget Early Learning

Karitsa Jones – Administrator

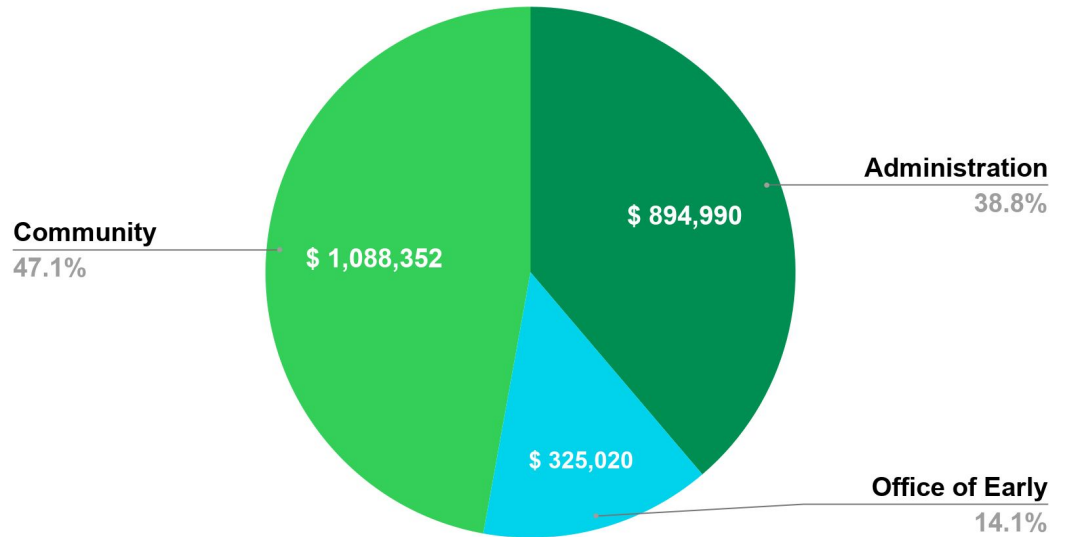
Divisions

- Administration
- Office of Early Learning
- Community Forward

FY27 Expenditures by Category



FY26 Budget	3,344,191
FY27 Proposed	2,308,362
Inc/(Dec)	-1,035,829
Change %	-30.97%



3 Year Account Summary & Highlight Analysis

	Actual FY25	Budget FY26	Proposed FY27	Inc (Dec) Proposed vs. Budget	% Change
Q - Early Learning					
Personnel					
Salary and Wages	1,177,168	1,230,379	1,306,616	76,237	6.20%
Fringe Benefits	566,207	641,335	652,350	11,015	1.72%
Personnel Total	\$1,743,375	\$1,871,714	\$1,958,966	\$ 87,252	4.66%
Operations					
Services	1,101,885	1,185,060	65,236	(1,119,824)	-94.50%
Materials & Supplies	48,933	73,548	60,190	(13,358)	-18.16%
Travel Expense	33,598	53,600	54,500	900	1.68%
Vehicle Operating	9,148	9,500	9,810	310	3.26%
Capital Outlay	-	4,700	-	(4,700)	-100.00%
Other Expenses	163,653	146,069	159,660	13,591	9.30%
Operating Expenses Total	\$1,357,217	\$1,472,477	\$ 349,396	\$(1,123,081)	-76.27%
Q - Early Learning	\$3,100,592	\$3,344,191	\$2,308,362	\$(1,035,829)	-30.97%

Recommended decrease: **\$ (1,035,829)**

- **Salaries & Benefits \$87,252**
Salaries Increase \$76,237
- **Operations \$ (1,123,081)**
 - o RFP Agency Contracted Services removed **\$ (1,090,000)**



Early Learning FY27 Executive Summary

Description

The Department of Early Learning works within the government and across the childcare provider community to enrich learning for Chattanooga families. This department will manage Head Start and Child Care navigators, as well as manage partnerships with Hamilton County schools and early learning centers, and other relevant community stakeholders in the field of early learning and cradle-to-career bodies of work. The Department of Early Learning supports Chattanooga families by enhancing early education through collaboration across government and the childcare provider community. This department is responsible for managing Head Start and Child Care Navigators, as well as fostering partnerships with Hamilton County schools, early learning centers, and other key community stakeholders involved in early learning and cradle-to-career initiatives.

Vision

The Department of Early Learning leads the movement in high-quality education, where every child in Chattanooga is prepared to thrive and succeed.

Mission

To help Chattanooga's children receive the best possible start in life by increasing their access to high-quality early learning experiences that shape their future.

Trends

The City of Chattanooga is dedicated to eliminating obstacles that prevent its residents from leading fulfilling lives, beginning with its youngest citizens. By ensuring access to equitable education, the City aims to promote success and upward mobility. A key initiative was the commitment made during the 2018 State of the City Address to establish 1,000 high-quality early learning opportunities. This goal was successfully achieved in February 2021, a milestone celebrated by the Department of Early Learning and made possible through the collaboration of childcare facilities, educators, and community partners. Since 2021, the department has broadened its focus to provide holistic support for children from the prenatal stage through 18 years old, along with their families. A central objective is ensuring kindergarten readiness and continued success, with particular emphasis on PN-8 support, early literacy, language development, brain development, and overall school readiness while working to eliminate any non-academic barriers that may affect learning.

Budget Overview

Now in its fifth year, the Department of Early Learning (DEL) continues to drive Chattanooga toward becoming a national model for investment in early childhood education. The FY27 budget reflects this commitment with an investment of \$2,308,362 in general funds. This funding is dedicated to removing barriers and ensuring early learning and academic success for students and their families.

The investment is distributed across three primary departmental focus areas:

1. Office of Early Learning (OEL) Initiatives:

The Office of Early Learning (OEL) concentrates on kindergarten readiness and provides professional development and programming for Prenatal through third-grade support. Key initiatives include training for providers (such as the Pyramid Model), community engagement activities (like Early Explorers, Sawubona Bus Stops, and Brigrance screenings), the annual K-Ready Fair, and K-Ready Commercials.

2. Parent Family Community Engagement (PFCE) Initiatives:

The Parent, Family, and Community Engagement (PFCE) initiatives strengthen ties between families, the community, and early learning programs. These initiatives include a variety of events, such as The Basics Chattanooga, CHATTABABY, the FunFair Festival, the LIT Brunch, Early's Easter Egg Hunt, Not Your Basic Back To School Bash, Not Your Basic Elf Hunt, and Not So Basic Adventures.

3. Community Forward Initiatives:

These programs are designed to break down both academic and non-academic obstacles by fostering community involvement. Key initiatives include the DATAA Fatherhood Initiative, the FACE festival, and training and appreciation events for Community Partnerships, alongside connecting participants with a wide range of community resources.

The department's programming aims to increase awareness of early education quality, improve kindergarten readiness, and expand parental engagement with their children, community resources, and educators. By directly engaging families, students, educators, and community stakeholders, Chattanooga is positioning every child for success in their foundational years and throughout life.

DEL also continues established programs, such as Basics Chattanooga and Seats for Success, and guides its efforts with the "Great by 8" five-year strategic plan, which focuses on key developmental areas. Future plans include launching The ChattaBaby Initiative and continuing support of the inaugural cohort of the One Chattanooga Institute for Early Care and Learning pathway at Tyner Academy.

Budget Highlights

- **FY27 marks the end of the four-year agency appropriation contracts managed by the Department of Early Learning. This will allow approximately \$1,090,000 of general fund dollars to be reallocated to areas of great need.**

Position Requests

- **8 Part-time positions were added for the John A. Henry extended Child Care hours initiative. 100% of the personnel costs for FY27 will be covered by ARPA funding instead of the General Fund.**
-

Future Challenges and Opportunities

The Department of Early Learning has significantly contributed to quality education growth among early learning providers and increased community awareness of the benefits of the early learning elements. This has fostered a cultural shift in Chattanooga, emphasizing the importance of high-quality early learning and sustainable resource access for children and families. With over 1,000 new and reclaimed seats in Chattanooga, a dedicated Early Learning Department, the Community Forward partnership with Hamilton County Schools, and as the home of Basics Chattanooga and the Early & Often Cohort, the city has strengthened its capacity for ongoing family support for its future generations.

Due to staffing changes, the Department of Early Learning's immediate need for continuous support is crucial for program success, aligning with our ONE CHA strategic plan goal and key priorities. Growth enhancements necessitate investments in infrastructure and programming, enabling intensified support for families, community members, and childcare providers. The Department of Early Learning has made significant strides in fostering a cultural shift in Chattanooga by emphasizing the critical importance of high-quality early learning and accessible, sustainable resources for children and families. Our efforts have significantly increased the quality of education growth among early learning providers and boosted community awareness of these essential elements.

This commitment is evidenced by:

- Longstanding Head Start, Early Head Start, and AmeriCorps Seniors Foster Grandparent Grantee.
- The creation of over 1,000 new and reclaimed early learning seats.
- A dedicated Early Learning Department.
- The Community Forward and Future Ready Institute partners with Hamilton County Schools.
- Our role as the home for Basics Chattanooga and the Early & Often Cohort.

Collectively, these initiatives have strengthened the city's capacity for ongoing family support, securing the future generation's success.

However, continued support is immediately crucial for program success, especially following recent staffing changes. This continuous support is vital to aligning with our ONE CHA strategic plan goal and key priorities. To enhance growth, investments in infrastructure and programming are necessary to allow us to intensify the support provided to families, community members, and childcare providers.



City of Chattanooga
Operational Budget
Fiscal Year 2027

Row Labels	Actual FY25	Budget FY26	Proposed FY27	Inc (Dec)	
				Proposed vs. Budget	% Change
Q-Early Learning					
CC_Q00101 - Early Learning Administration	762,150	855,568	894,990	39,422	4.61%
CC_Q00102 - Youth Development	1,073,750	1,090,000	-	(1,090,000)	-100.00%
CC_Q00105 - Office of Early Learning	320,194	333,217	325,020	(8,197)	-2.46%
CC_Q00106 - Community Forward	944,497	1,065,406	1,088,352	22,946	2.15%
Q-Early Learning Total	3,100,591	3,344,191	2,308,362	(1,035,829)	-30.97%



City of Chattanooga
Operational Budget
Fiscal Year 2027

Row Labels	Actual FY25	Budget FY26	Proposed FY27	Inc (Dec)	
				Proposed vs. Budget	% Change
Q-Early Learning					
Personnel					
Salary and Wages	1,177,168	1,230,379	1,306,616	76,237	6.20%
Fringe Benefits	566,207	641,335	652,350	11,015	1.72%
Personnel Total	1,743,375	1,871,714	1,958,966	87,252	4.66%
Operations					
Services	1,101,885	1,185,060	65,236	(1,119,824)	-94.50%
Materials & Supplies	48,933	73,548	60,190	(13,358)	-18.16%
Travel Expense	33,598	53,600	54,500	900	1.68%
Vehicle Operating	9,148	9,500	9,810	310	3.26%
Capital Outlay	-	4,700	-	(4,700)	-100.00%
Other Expenses	163,653	146,069	159,660	13,591	9.30%
Operations Total	1,357,216	1,472,477	349,396	(1,123,081)	-76.27%
Q-Early Learning Total	3,100,591	3,344,191	2,308,362	(1,035,829)	-30.97%



City of Chattanooga
Operational Budget
Fiscal Year 2027

Row Labels	Actual FY25	Budget FY26	Proposed FY27	Inc (Dec)	
				Proposed vs. Budget	% Change
Q-Early Learning					
Personnel					
Salary and Wages					
601101-Regular Employees	1,038,544	1,057,462	1,278,914	221,452	20.94%
601199-Budget - Attrition (Salary)	-	(25,000)	(25,000)	-	0.00%
601201-Overtime	8	-	-	-	0.00%
601202-Compensatory Time	380	-	-	-	0.00%
602105-Cellphone Allowance	8,340	8,640	7,200	(1,440)	-16.67%
602301-Personal Leave	101,652	151,066	-	(151,066)	-100.00%
602302-Personal Leave Buybacks	1,974	-	-	-	0.00%
602303-Final Leave Payout	18,915	-	-	-	0.00%
602304-Longevity	4,275	5,100	4,425	(675)	-13.24%
602308-Bereavement Pay	3,079	-	-	-	0.00%
609999-Budget - Salaries & Wages	-	33,111	41,077	7,966	24.06%
Salary and Wages Total	1,177,168	1,230,379	1,306,616	76,237	6.20%
Fringe Benefits					
611101-FICA (OASDI)	69,097	75,247	79,568	4,321	5.74%
611102-Medicare	16,160	17,599	18,606	1,007	5.72%
611199-Budget - Attrition (Benefits)	-	(14,000)	(14,000)	-	0.00%
611201-General Pension	240,001	254,134	268,732	14,598	5.74%
611206-Other Post-employment Benefits (Civilian)	37,445	72,455	66,842	(5,613)	-7.75%
611301-Hospitalization	154,579	170,876	174,488	3,612	2.11%
611302-Life Insurance Benefit	811	898	901	3	0.33%
611303-Long-Term Disability	2,122	4,929	2,553	(2,376)	-48.20%
611304-Health Savings Accounts	18,009	19,033	11,516	(7,517)	-39.49%
611402-Employee Health Savings Acct	27	-	27	27	0.00%
611403-On-site Medical Program	25,986	27,456	27,648	192	0.70%
611404-On-site Facility	1,970	2,040	2,040	-	0.00%
619999-Budget - Fringe Benefits	-	10,668	13,429	2,761	25.88%
Fringe Benefits Total	566,207	641,335	652,350	11,015	1.72%
Personnel Total	1,743,375	1,871,714	1,958,966	87,252	4.66%
Operations					
Services					
701103-Consultant Fees	10,725	17,000	14,896	(2,104)	-12.38%
701208-On-the-Job Injury Claims	2,484	-	-	-	0.00%
702207-Maintenance Services	1,250	-	-	-	0.00%
703206-Air Cards	4,494	2,200	2,040	(160)	-7.27%
704102-Clothing & Linen Service	221	260	200	(60)	-23.08%
704104-Equipment Rental	214	500	500	-	0.00%
704105-Property Rental	-	7,000	-	(7,000)	-100.00%
704108-Office Machine Rental	2,177	4,000	4,000	-	0.00%
704201-Advertising	(4,093)	28,000	15,000	(13,000)	-46.43%
704210-Printing	880	5,500	3,500	(2,000)	-36.36%
704217-Photographic Services	600	1,200	1,200	-	0.00%
704308-Local Transportation	206	-	-	-	0.00%
704310-Local Mileage	1,969	3,400	3,400	-	0.00%
704311-Miscellaneous Services	24	-	-	-	0.00%
704319-Parking	257	500	500	-	0.00%
704347-Agency Contracted Services	1,073,750	1,090,000	-	(1,090,000)	-100.00%
704403-Disputed Purchasing Card Expense	(315)	-	-	-	0.00%

City of Chattanooga
Operational Budget
Fiscal Year 2027

Row Labels	Actual FY25	Budget FY26	Proposed FY27	Inc (Dec)	
				Proposed vs. Budget	% Change
704503-Warehouse Storage and Delivery	5,140	4,000	500	(3,500)	-87.50%
704601-Local Registration Fees	1,900	1,500	1,500	-	0.00%
704602-Training Costs	-	20,000	18,000	(2,000)	-10.00%
Services Total	1,101,885	1,185,060	65,236	(1,119,824)	-94.50%
Materials & Supplies					
711102-Books	2,190	2,000	750	(1,250)	-62.50%
711109-Office Supplies & Stationery	1,375	2,400	1,850	(550)	-22.92%
714106-Cleaning Supplies	105	200	200	-	0.00%
714107-Clothing	5,022	488	490	2	0.41%
714117-Food & Ice	21,838	17,460	12,400	(5,060)	-28.98%
714126-Other Materials & Supplies	5,975	4,000	4,000	-	0.00%
714128-Recreational Supplies	-	5,000	4,000	(1,000)	-20.00%
714130-Safety Shoes	160	-	-	-	0.00%
714143-Event Planning, Services and Catering	675	20,000	17,000	(3,000)	-15.00%
714145-Classroom/Childcare Educational Supplies	1,228	22,000	19,500	(2,500)	-11.36%
714150-Promotional Items	10,365	-	-	-	0.00%
Materials & Supplies Total	48,933	73,548	60,190	(13,358)	-18.16%
Travel Expense					
721101-Out-of-town Mileage	1,437	500	500	-	0.00%
721102-Transportation	10,454	12,000	12,000	-	0.00%
721201-Hotels	6,419	15,000	15,000	-	0.00%
721202-Meals	3,565	11,600	12,500	900	7.76%
721301-Registration Fees	10,976	12,000	12,000	-	0.00%
721302-Other Travel Expenses	747	2,500	2,500	-	0.00%
Travel Expense Total	33,598	53,600	54,500	900	1.68%
Vehicle Operating					
731102-Gasoline	518	2,000	1,500	(500)	-25.00%
731201-Contracted Vehicle Repair	-	1,000	1,000	-	0.00%
731203-Vehicle Labor	3,167	3,200	2,900	(300)	-9.38%
731204-Vehicle Parts & Supplies	1,736	1,000	1,000	-	0.00%
731301-Car Wash	195	300	200	(100)	-33.33%
731401-Fleet Leased Vehicle	3,532	2,000	3,210	1,210	60.50%
Vehicle Operating Total	9,148	9,500	9,810	310	3.26%
Capital Outlay					
772111-Computer Software under 25000	-	4,700	-	(4,700)	-100.00%
Capital Outlay Total	-	4,700	-	(4,700)	-100.00%
Other Expenses					
781103-Space Costs	55,715	56,149	59,903	3,754	6.69%
781106-Risk Mgmt Allocated Costs	-	21,420	32,257	10,837	50.59%
782201-Awards	2,114	-	-	-	0.00%
782210-Program Expense	103,394	66,500	66,500	-	0.00%
782220-Sponsorships	2,430	2,000	1,000	(1,000)	-50.00%
Other Expenses Total	163,653	146,069	159,660	13,591	9.30%
Operations Total	1,357,216	1,472,477	349,396	(1,123,081)	-76.27%
Q-Early Learning Total	3,100,591	3,344,191	2,308,362	(1,035,829)	-30.97%

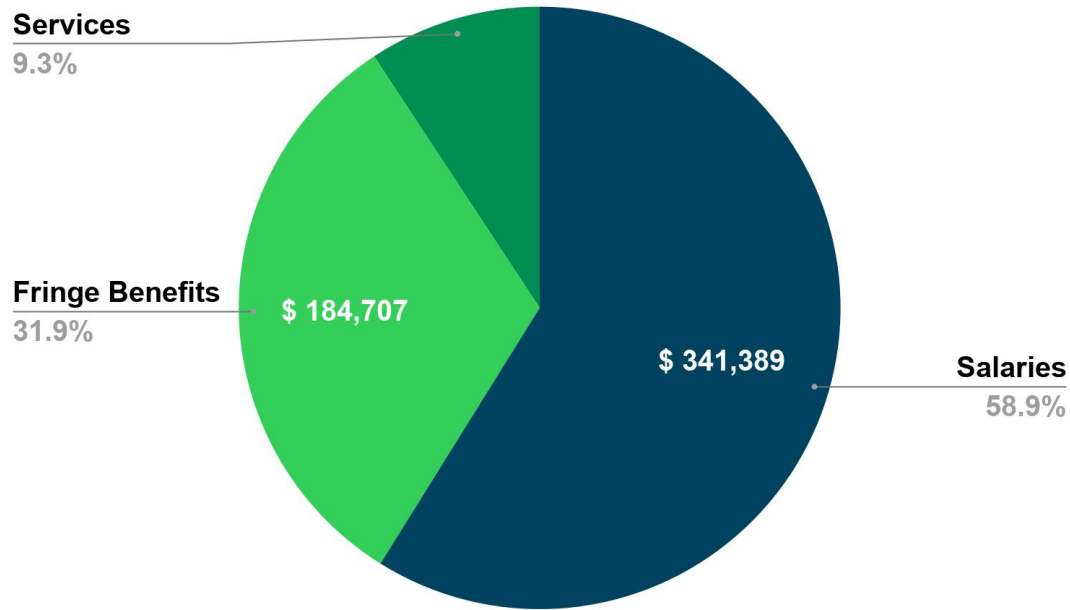
FY 2027 Budget City Planning

Karen Rennich – Administrator

Divisions

- City Planning
- Sustainability

FY27 Expenditures by Category



FY26 Budget	619,699
FY27 Proposed	503,047
Inc/(Dec)	(116,652)
Change %	-18.82%

3 Year Account Summary & Highlight Analysis

	Actual FY25	Budget FY26	Proposed FY27	Inc (Dec) Proposed vs. Budget	% Change
R - City Planning					
Personnel					
Salary and Wages	514,677	329,135	341,389	12,254	3.72%
Fringe Benefits	256,020	171,356	184,707	13,351	7.79%
Personnel Total	\$770,697	\$500,491	\$526,096	\$ 25,605	5.12%
Operations					
Services	11,695	81,474	53,774	(27,700)	-34.00%
Materials & Supplies	340	-	-	-	0.00%
Travel Expense	9,222	8,550	8,550	-	0.00%
Capital Outlay		-	-	-	0.00%
Other Expenses	12,826	29,184	(85,373)	(114,557)	-392.53%
Operations Total	\$ 34,083	\$119,208	\$ (23,049)	\$ (142,257)	-119.34%
R - City Planning Totals	\$804,780	\$619,699	\$503,047	\$ (116,652)	-18.82%

Recommended Decrease: \$ (116,652)

- **Salaries & Benefits \$25,605**
 - Swap for a grant-funded position
- **Operations and Other Expenses \$ (142,257)**
 - Reduction in Consultant Fees \$ (47,500)
 - Reduction in Expenses from Grant Contributions \$ (107,931)



Regional Planning Agency FY27 Executive Summary

Description

The Regional Planning Agency general fund budget request includes the personnel and limited operational costs of the work associated with the priority services of the Department of Planning: Sustainability and Transportation Planning.

This work is the bridge between planning and implementation, working with all City departments and external agencies to ensure long-range plans are implemented, bringing project implementation considerations into plan creation, and ensuring the vision, intention, and goals of plans are realized in project implementation.

These lines of work are embedded in the Regional Planning Agency. Working together, staff seek to address the goals outlined in the One Chattanooga Strategic Plan and the countywide Comprehensive Plan through a seamless provision of services from comprehensive, community-informed regional land use (Comprehensive Plan) and transportation (Regional Transportation Plan) visions to local Area Planning to implementation through Zoning, Subdivision, and project delivery in coordination with City departments, other regional governments, and external partners.

Information about the Regional Planning Agency budget (2080) can be found in the Agency Appropriations section.

Vision

Advancing Great Places

Mission

The Regional Planning Agency's primary objectives are to support the vitality and livability of Chattanooga through an emphasis on supporting existing communities and creating "great places" and to ensure that regional transportation projects are developed through a continuing, cooperative, and comprehensive planning process.

The department's work and expertise in the areas of transportation and land use/development form two essential building blocks, including visioning, policy-making and creating new tools (Zoning Ordinance/Subdivision Regulations) that shape how the region grows. This work incorporates the policy setting and visioning that occurs at the regional level down to the implementation planning that occurs at the local level.

Trends

The RPA's work continues the long-term, regional planning process through implementation with City departments and external partners. Those efforts are comprehensive and developed through a lens of:

- Sustainability and the recommendations of the Climate Action Plan; and
- Improving local infrastructure through improved project implementation processes

Budget Overview

The FY27 budget represents the staffing and work program costs for two primary areas: transportation planning implementation and sustainability:

Transportation Planning Implementation- Chattanooga's transportation network is the foundation of building an excellent quality of life for all Chattanoogaans and a thriving regional economy. A well-functioning transportation network ensures that groceries can arrive at stores on time, helps children arrive at school safely, and preserves access to our tremendous natural resources. As part of the agency's Transportation Planning division, staff translates the transformative projects in the Regional Transportation Plan, Transportation Improvement Program, and other long-range transportation plans into smaller-scale implementation plans and leads them into implementation. The Transportation Planning division also works closely with City departments and external partners such as the Chattanooga Area Regional Transportation Authority (CARTA), to foster new sources of funding, support new street design concepts, support transportation project delivery, and coordinate expansion and interconnection of the street network through private development.

The FY27 work plan includes partnering with CARTA on a comprehensive Transit Improvement Plan and the Brainerd Road Transit Oriented Development project (FTA grant funded) and assisting Public Works on the continued implementation of transportation "Quick Builds" to implement recommendations of the Safe Streets and Roads for all Regional Comprehensive Safety Action Plan (CSAP) adopted by the MPO in August 2025. The CSAP may be found online at <https://visionzero-chcrpa.hub.arcgis.com/>.

Office of Sustainability- The FY27 work plan includes continued Climate Action Plan implementation, ongoing Greenhouse Gas Emissions inventory, creation of a Fleet Conversion Plan (Light-Duty: Electrification; Medium & Heavy-Duty: Alternative Fuel), identifying key sites for EVSE hubs, pursuit of state, federal, and private grants, continue strategic planning on recycling expansion with a focus on communication regarding waste reduction efforts, and implementation of a Sustainability communications plan including an annual sustainability report and external committee participation.

In FY27, with direction from City Administration, the Office of Sustainability will begin a focus on community facing programs related to sustainability. The Office seeks to amplify, not duplicate, existing City-led sustainability outreach efforts such as RainSmart, National Park City, Chattanooga Tree Project, etc.

Initial focus will be working in conjunction with the newly hired Recycling Coordinator in DPW for improving our recycling system. Additionally, the Office's reCAP report will help inform efforts for the National Park City movement, which is primarily supported through DPO. In FY27, the Office will reengage existing CAP community groups and Chattanooga Sustainability & Resilience committees, which have been stagnant for at least a year.

There is ample opportunity for developing new outreach and education programs, which will be discerned through strategic outreach planning. Consideration will be given to existing programs (nonprofit led), how to engage with both residents and businesses, and identifying gaps in Chattanooga's sustainability programming.

Opportunities include, but not limited to: energy efficiency, disaster preparedness, "No Mow May / Leave the Leaves" campaigns, litter education, sustainable food systems, developing HCDE sustainability curriculum, or creating a green-minded business campaign.

Information about the Sustainability work program can be found at <https://chcrpa.org/sustainability/>.

Budget Highlights

- The FY27 General Fund budget request is a reduction of \$40,355. However, the RPA 2080 Fund has a corresponding increase in \$40,355. The movement between funds reflects a swap of two positions between divisions within the RPA in order to accommodate a focus on community facing programs related to the Office of Sustainability.
- This budget reflects some budget line item changes, such as Employment Agency costs, to reflect an additional aspect of the Office of Sustainability, a focus on community facing programs related to sustainability. With direction from the City Administration, the Office seeks to amplify, not duplicate, existing City-led sustainability outreach efforts such as RainSmart, National Park City, Chattanooga Tree Project, etc.
- Most non-personnel costs are shared between the Department of Planning general fund budget and RPA's agency budget.

Position Requests

- A grant funded Principal Planner position has been added. This position will solely have tasks associated with the Chattanooga-Hamilton County/North Georgia Metropolitan Planning Organization (MPO). The work of this organization is funded through TDOT and GDOT grants. 80% of this salary will be reimbursed through the grants. The RPA previously had this Principal Planner position but it was removed during the FY26 budgeting process.

Future Challenges and Opportunities

The Department of Planning is the leading edge of planning for and addressing the overlapping challenges facing Chattanooga - caring for our aging infrastructure, building a resilient, sustainable city, identifying how to use our existing resources creatively and responsibly, and modeling innovative governance into the 21st century.

An opportunity for FY27 is to position the City to take advantage of future sustainable and transportation-related funding programs.

FY 26 Work Program Update *(as of February 2026)*

During FY 26, the budget request noted that it would focus on the following programmatic initiatives. The checked items are underway or completed with a status update provided.

- Climate Action Plan implementation *(Ongoing Work)*
 - In 2026 (Feb-March) a CAP update (reCAP) will be finalized to provide statuses on action items and strategies.
- Better Building - Better Climate Challenge *(Ongoing Work)*
 - In December 2025, the federal administration sunsetted the Better Climate Challenge (BCC) and transferred all efforts back to focusing on energy efficiency through Better Buildings Challenge. In 2021, Chattanooga had already surpassed our original goal of 20% reduction in energy use intensity (EUI) from our 2013 baseline and set a new goal for 20% total carbon reduction through the Better Climate Challenge. Due to the discontinuation of the BCC, Chattanooga has shifted it's focus on an additional

20% reduction of EUI by 2033 from our 2018 baseline numbers. This would be a cumulative savings of 50% EUI from 2013 baseline.

- Elective Pay (*Multi-year Work*)
 - Elective pay allows applicable entities, including tax-exempt and governmental entities that would otherwise be unable to claim certain credits because they do not owe federal income tax, to benefit from some clean energy tax credits. In 2025, Sustainability & Finance team filed for \$326,899.30 in tax credits that will be unbudgeted revenue for the City. While some of the credits have been discontinued through the One Big Beautiful Bill act, many remain in place and we will continue to file tax credits as the provision allows.
- Coordinating with the i-Team for the initiative's program. (Ongoing Work)
 - Considerable focus has been given technical advisory support provided through Sustainable Cities Fund. This year, three primary TA advisors have supported the Sustainability's team.
 - Bass, Berry, Sims*: Legal analysis of Tenn. Code Ann. § 4-1-422 and its implications for the City
 - Electrification Coalition*: Creating a fleet electrification plan
 - Greenlink*: Creating a new baseline greenhouse gas inventory for municipal and community wide emissions
- Equitable EV Infrastructure
 - Designed & Installed: City Hall, Employee Parking, East Lake Recreation Center
 - Designed: Southside, Avondale, City Hall Midtown, John A. Patten
 - 2025 installations: Chattanooga Fire (1), Fleet garage (2), Lot C (2 additions)
- Commercial Property Assessed Clean Energy Resilience (*Ongoing Work*)
 - The establishment of the C-PACER program in 2023 has continued to expand. This year the program is being transitioned to the Economic Development Department. Analysis from Bass Berry Sims conducted beginning late 2025 to ensure proper compliance with local ordinance and state law.
- Coordinate Climate Action Plan Working Groups (*Ongoing Work*)
 - Internal CAP Implementation Team (monthly meetings with individual departments. In 2025, expanded to include Parks, Community Development, and Stormwater teams)
 - Chattanooga Sustainability + Resilience Committee (on hold)
 - Climate Action Plan Community Committee (Climate Chattanooga) (on hold)
- Complete Transit Plan w/ CARTA
 - The Transit Plan may be found as part of Plan Chattanooga: www.planchattanooga.org
- Complete Downtown Streets Project w/ Design Studio
 - The Optimizing Downtown Streets project is complete.
- Complete Passenger Rail Corridor ID Project Step 1
 - The project is anticipated for completion before June 30, 2026.
- Begin Westside Reconnecting Communities Project
 - Procurement is almost complete for this project with Council action on a consultant expected in March 2026.
- Collaborate with Public Works on the Implementation of the 2024 SS4A Demonstration Grant
 - Awaiting FHWA contract for the "Quick Builds" funds to implement recommendations of the Safe Streets and Roads for all Regional Comprehensive Safety Action Plan.
 - The Action Plan and Policy was adopted by the MPO in August 2025. The plan may be found online at <https://visionzero-chcrpa.hub.arcgis.com/>

City of Chattanooga
Operational Budget
Fiscal Year 2027

Row Labels	Actual FY25	Budget FY26	Proposed FY27	Inc (Dec)	
				Proposed vs. Budget	% Change
R-City Planning					
CC_R00101 - City Planning Administration	729,507	619,699	503,047	(116,652)	-18.82%
CC_R00301 - Strategic Capital Planning	40	-	-	-	0.00%
R-City Planning Total	729,546	619,699	503,047	(116,652)	-18.82%



City of Chattanooga
Operational Budget
Fiscal Year 2027

Row Labels	Actual FY25	Budget FY26	Proposed FY27	Inc (Dec)	
				Proposed vs. Budget	% Change
R-City Planning					
Personnel					
Salary and Wages	485,896	329,135	341,389	12,254	3.72%
Fringe Benefits	209,506	171,356	184,707	13,351	7.79%
Personnel Total	695,402	500,491	526,096	25,605	5.12%
Operations					
Services	11,734	81,474	53,774	(27,700)	-34.00%
Materials & Supplies	340	-	-	-	0.00%
Travel Expense	9,222	8,550	8,550	-	0.00%
Vehicle Operating	22	-	-	-	0.00%
Other Expenses	12,826	29,184	(85,373)	(114,557)	-392.53%
Operations Total	34,144	119,208	(23,049)	(142,257)	-119.34%
R-City Planning Total	729,546	619,699	503,047	(116,652)	-18.82%



City of Chattanooga
Operational Budget
Fiscal Year 2027

Row Labels	Actual FY25	Budget FY26	Proposed FY27	Inc (Dec)	
				Proposed vs. Budget	% Change
R-City Planning					
Personnel					
Salary and Wages					
601101-Regular Employees	387,543	313,232	331,446	18,214	5.81%
601199-Budget - Attrition (Salary)	-	(38,000)	-	38,000	-100.00%
601201-Overtime	82	-	-	-	0.00%
602105-Cellphone Allowance	2,040	1,080	-	(1,080)	-100.00%
602301-Personal Leave	56,085	44,748	-	(44,748)	-100.00%
602303-Final Leave Payout	37,146	-	-	-	0.00%
602304-Longevity	3,000	1,800	-	(1,800)	-100.00%
609999-Budget - Salaries & Wages	-	6,275	9,943	3,668	58.45%
Salary and Wages Total	485,896	329,135	341,389	12,254	3.72%
Fringe Benefits					
611101-FICA (OASDI)	29,085	22,306	20,551	(1,755)	-7.87%
611102-Medicare	6,802	5,217	4,807	(410)	-7.86%
611199-Budget - Attrition (Benefits)	-	(23,000)	-	23,000	-100.00%
611201-General Pension	93,541	75,337	69,404	(5,933)	-7.88%
611206-Other Post-employment Benefits (Civilian)	16,155	21,479	16,666	(4,813)	-22.41%
611301-Hospitalization	53,273	58,685	59,562	877	1.49%
611302-Life Insurance Benefit	306	265	265	-	0.00%
611303-Long-Term Disability	800	1,581	732	(849)	-53.70%
611403-On-site Medical Program	8,804	6,864	8,640	1,776	25.87%
611404-On-site Facility	740	600	600	-	0.00%
619999-Budget - Fringe Benefits	-	2,022	3,480	1,458	72.11%
Fringe Benefits Total	209,506	171,356	184,707	13,351	7.79%
Personnel Total	695,402	500,491	526,096	25,605	5.12%
Operations					
Services					
701103-Consultant Fees	7,361	67,500	20,000	(47,500)	-70.37%
702225-IT Maintenance - Licensing	960	-	-	-	0.00%
703206-Air Cards	278	-	-	-	0.00%
704306-Dues	1,892	5,144	5,144	-	0.00%
704307-Employment Agencies	-	-	20,000	20,000	0.00%
704319-Parking	1,244	2,880	2,880	-	0.00%
704602-Training Costs	-	5,500	5,500	-	0.00%
704603-Tuition & Books	-	450	250	(200)	-44.44%
Services Total	11,734	81,474	53,774	(27,700)	-34.00%
Materials & Supplies					
711109-Office Supplies & Stationery	70	-	-	-	0.00%
714117-Food & Ice	270	-	-	-	0.00%
Materials & Supplies Total	340	-	-	-	0.00%
Travel Expense					
721101-Out-of-town Mileage	488	-	-	-	0.00%
721102-Transportation	1,509	3,000	3,000	-	0.00%
721201-Hotels	2,019	1,800	1,800	-	0.00%
721202-Meals	1,750	750	750	-	0.00%
721301-Registration Fees	3,325	3,000	3,000	-	0.00%
721302-Other Travel Expenses	131	-	-	-	0.00%

City of Chattanooga
Operational Budget
Fiscal Year 2027

Row Labels	Actual FY25	Budget FY26	Proposed FY27	Inc (Dec)	
				Proposed vs. Budget	% Change
Travel Expense Total	9,222	8,550	8,550	-	0.00%
Vehicle Operating					
731202-Other Billed Fluids	22	-	-	-	0.00%
Vehicle Operating Total	22	-	-	-	0.00%
Other Expenses					
781103-Space Costs	12,826	21,884	11,173	(10,711)	-48.94%
781106-Risk Mgmt Allocated Costs	-	6,300	11,385	5,085	80.71%
781301-Fees, Licenses, & Permits	-	1,000	-	(1,000)	-100.00%
782209-Other Matching Grants & Contributions	-	-	(107,931)	(107,931)	0.00%
Other Expenses Total	12,826	29,184	(85,373)	(114,557)	-392.53%
Operations Total	34,144	119,208	(23,049)	(142,257)	-119.34%
R-City Planning Total	729,546	619,699	503,047	(116,652)	-18.82%

FY 2027 Budget Community Engagement

Eliminated Department in FY26

3 Year Account Summary & Highlight Analysis

	Actual FY25	Budget FY26	Proposed FY27	Inc (Dec) Proposed vs. Budget	% Change
S - Community Engagement					
Personnel					
Salary and Wages	887,935	-	-	-	-
Fringe Benefits	407,245	-	-	-	-
Personnel Total	\$ 1,295,180	-	-	-	-
Operations					
Services	163,892	-	-	-	-
Materials & Supplies	24,501	-	-	-	-
Travel Expense	14,840	-	-	-	-
Vehicle Operating	739	-	-	-	-
Capital Outlay	2,598	-	-	-	-
Other Expenses	108,156	-	-	-	-
Operations Total	\$ 314,725	-	-	-	-
S - Community Engagement Total	\$ 1,609,905	-	-	-	-

Recommended decrease: \$ (0)

- Department eliminated in FY26

City of Chattanooga
Operational Budget
Fiscal Year 2027

Row Labels	Actual FY25	Budget FY26	Proposed FY27	Inc (Dec)	
				Proposed vs. Budget	% Change
S-Community Engagement					
CC_S00101 - Community Engagement Administration	1,046,534	-	-	-	0.00%
CC_S00102 - Neighborhood Services	563,371	-	-	-	0.00%
S-Community Engagement Total	1,609,905	-	-	-	0.00%



City of Chattanooga
Operational Budget
Fiscal Year 2027

Row Labels	Actual FY25	Budget FY26	Proposed FY27	Inc (Dec)	
				Proposed vs. Budget	% Change
S-Community Engagement					
Personnel					
Salary and Wages	887,935	-	-	-	0.00%
Fringe Benefits	407,245	-	-	-	0.00%
Personnel Total	1,295,180	-	-	-	0.00%
Operations					
Services	163,892	-	-	-	0.00%
Materials & Supplies	24,501	-	-	-	0.00%
Travel Expense	14,840	-	-	-	0.00%
Vehicle Operating	739	-	-	-	0.00%
Capital Outlay	2,598	-	-	-	0.00%
Other Expenses	108,156	-	-	-	0.00%
Operations Total	314,725	-	-	-	0.00%
S-Community Engagement Total	1,609,905	-	-	-	0.00%



City of Chattanooga
Operational Budget
Fiscal Year 2027

Row Labels	Actual FY25	Budget FY26	Proposed FY27	Inc (Dec)	
				Proposed vs. Budget	% Change
S-Community Engagement					
Personnel					
Salary and Wages					
601101-Regular Employees	714,158	-	-	-	0.00%
602105-Cellphone Allowance	6,720	-	-	-	0.00%
602301-Personal Leave	90,372	-	-	-	0.00%
602303-Final Leave Payout	67,921	-	-	-	0.00%
602304-Longevity	8,025	-	-	-	0.00%
602308-Bereavement Pay	740	-	-	-	0.00%
Salary and Wages Total	887,935	-	-	-	0.00%
Fringe Benefits					
611101-FICA (OASDI)	51,971	-	-	-	0.00%
611102-Medicare	12,154	-	-	-	0.00%
611201-General Pension	170,304	-	-	-	0.00%
611206-Other Post-employment Benefits (Civilian)	29,491	-	-	-	0.00%
611301-Hospitalization	113,134	-	-	-	0.00%
611302-Life Insurance Benefit	534	-	-	-	0.00%
611303-Long-Term Disability	1,509	-	-	-	0.00%
611304-Health Savings Accounts	8,679	-	-	-	0.00%
611402-Employee Health Savings Acct	14	-	-	-	0.00%
611403-On-site Medical Program	18,176	-	-	-	0.00%
611404-On-site Facility	1,280	-	-	-	0.00%
Fringe Benefits Total	407,245	-	-	-	0.00%
Personnel Total	1,295,180	-	-	-	0.00%
Operations					
Services					
701103-Consultant Fees	32,500	-	-	-	0.00%
703202-Cellular Phone Service	443	-	-	-	0.00%
703206-Air Cards	1,002	-	-	-	0.00%
704104-Equipment Rental	2,750	-	-	-	0.00%
704105-Property Rental	215	-	-	-	0.00%
704108-Office Machine Rental	2,424	-	-	-	0.00%
704201-Advertising	3,000	-	-	-	0.00%
704210-Printing	240	-	-	-	0.00%
704228-Translation Service	2,799	-	-	-	0.00%
704307-Employment Agencies	73,684	-	-	-	0.00%
704309-Meeting Expense	866	-	-	-	0.00%
704310-Local Mileage	2,158	-	-	-	0.00%
704312-Other Contracted Service	900	-	-	-	0.00%
704319-Parking	30	-	-	-	0.00%
704502-Postage	320	-	-	-	0.00%
704601-Local Registration Fees	207	-	-	-	0.00%
704602-Training Costs	37,854	-	-	-	0.00%
704603-Tuition & Books	2,500	-	-	-	0.00%
Services Total	163,892	-	-	-	0.00%
Materials & Supplies					
711104-Forms & Printed Material	128	-	-	-	0.00%
711109-Office Supplies & Stationery	1,675	-	-	-	0.00%
714117-Food & Ice	2,110	-	-	-	0.00%

City of Chattanooga
Operational Budget
Fiscal Year 2027

Row Labels	Actual FY25	Budget FY26	Proposed FY27	Inc (Dec)	
				Proposed vs. Budget	% Change
714143-Event Planning, Services and Catering	8,087	-	-	-	0.00%
714150-Promotional Items	12,501	-	-	-	0.00%
Materials & Supplies Total	24,501	-	-	-	0.00%
Travel Expense					
721101-Out-of-town Mileage	146	-	-	-	0.00%
721102-Transportation	2,306	-	-	-	0.00%
721201-Hotels	3,093	-	-	-	0.00%
721202-Meals	3,407	-	-	-	0.00%
721301-Registration Fees	5,547	-	-	-	0.00%
721302-Other Travel Expenses	340	-	-	-	0.00%
Travel Expense Total	14,840	-	-	-	0.00%
Vehicle Operating					
731102-Gasoline	110	-	-	-	0.00%
731401-Fleet Leased Vehicle	629	-	-	-	0.00%
Vehicle Operating Total	739	-	-	-	0.00%
Capital Outlay					
772111-Computer Software under 25000	300	-	-	-	0.00%
772112-Computer equipment under 10000	2,298	-	-	-	0.00%
Capital Outlay Total	2,598	-	-	-	0.00%
Other Expenses					
781103-Space Costs	57,079	-	-	-	0.00%
782201-Awards	408	-	-	-	0.00%
782202-Donations	150	-	-	-	0.00%
782207-Pass-through Awards	23,233	-	-	-	0.00%
782210-Program Expense	530	-	-	-	0.00%
782220-Sponsorships	26,755	-	-	-	0.00%
Other Expenses Total	108,156	-	-	-	0.00%
Operations Total	314,725	-	-	-	0.00%
S-Community Engagement Total	1,609,905	-	-	-	0.00%

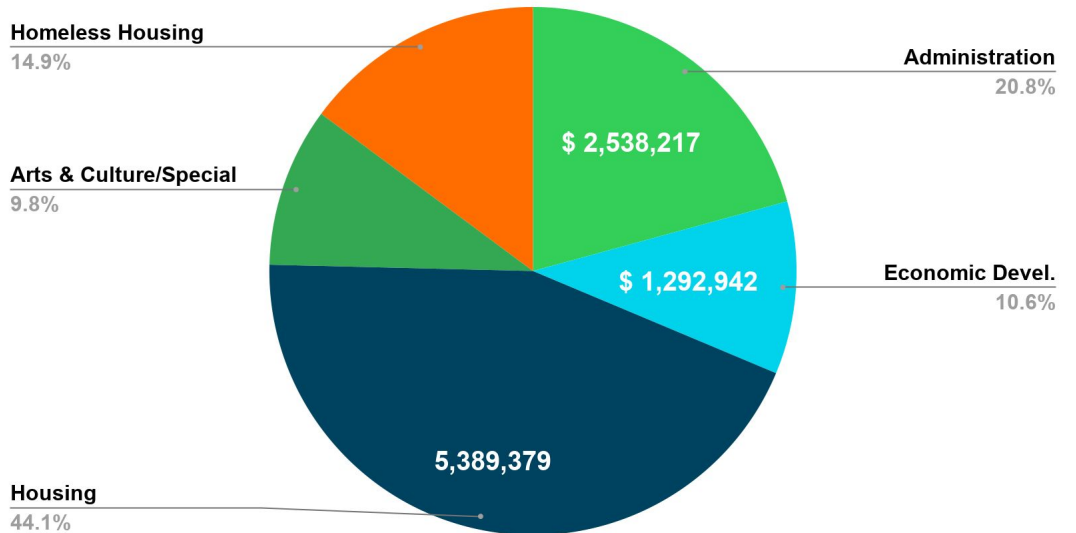
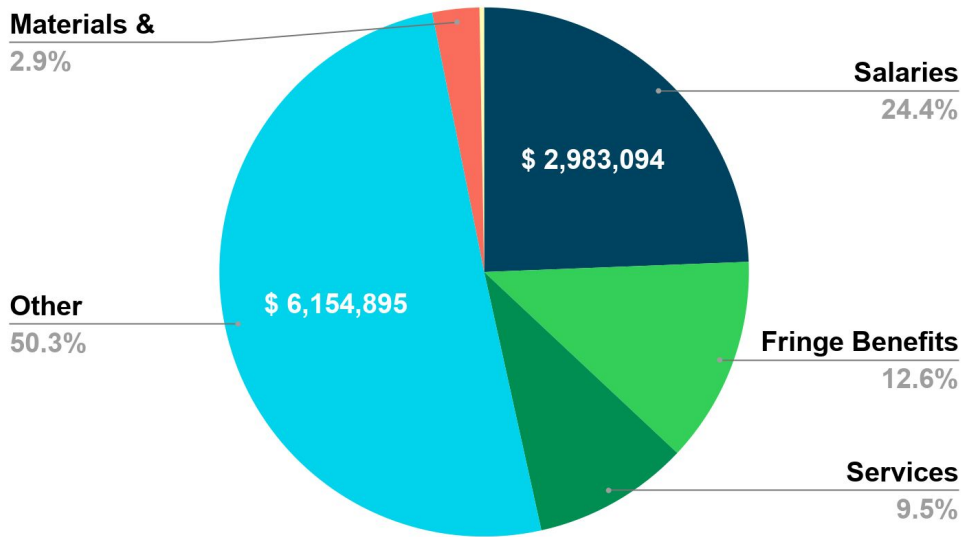
FY 2027 Budget Economic Development

Richard Beeland – Administrator

Divisions

- **Economic Development Administration**
- **Office of Economic Development**
- **Arts & Culture**
- **Homeless & Supportive Housing**
- **Real Property**

FY27 Expenditures by Category



FY26 Budget	12,293,174
FY27 Proposed	12,231,915
Inc/(Dec)	-61,259
Change %	-0.50%

B-290

3 Year Account Summary & Highlight Analysis

	Actual FY25	Budget FY26	Proposed FY27	Inc (Dec) Proposed vs. Budget	% Change
U - Economic Development					
Personnel Expenses					
Salary and Wages	2,043,339	2,094,372	2,983,094	888,722	42.43%
Fringe Benefits	936,401	1,068,113	1,541,356	473,243	44.31%
Personnel Expenses Total	\$ 2,979,740	\$ 3,162,485	\$ 4,524,450	\$ 1,361,965	43.07%
Operating Expenses					
Services	1,920,612	2,905,112	1,166,992	(1,738,120)	-59.83%
Materials & Supplies	20,255	40,820	351,077	310,257	760.06%
Travel Expense	39,274	53,950	77,715	23,765	44.05%
Vehicle Operating	26,383	22,527	34,501	11,974	53.15%
Capital Assets	64,418	-	-	-	-
Capital Outlay	3,953	-	-	-	-
Other Expenses	44,540	6,108,280	6,077,180	(31,100)	-0.51%
Operating Expenses Total	\$ 2,119,436	\$ 9,130,689	\$ 7,707,465	\$ (1,423,224)	-15.59%
U - Economic Development Total	\$ 5,099,175	\$12,293,174	\$ 12,231,915	\$ (61,259)	-0.50%

Recommended decrease: **\$ (61,259)**

- **Salaries & Benefits \$1,361,965**
 - 3 positions moved from Mayor's office \$355,431
 - 6 positions moved from P&O \$723,365
- **Operations \$ (1,423,224)**
 - Removal of RFP Agencies **\$ (1,764,253)**
 - Operations moved from P&O \$414,610



Economic Development FY27 Executive Summary

Description

The office of Economic Development consists of the following:

- Economic Development
- Housing Policy
- Housing and Community Investment
- Office of Homelessness and Supportive Housing (OHSB)
- Entrepreneurship
- Workforce Development
- Real Property
- Brownfields

Mission

- Attract higher-paying jobs with targeted economic recruiting.
- Grow household income for all Chattanoogaans through workforce development and skills-training.
- Expand supportive housing resources to end chronic homelessness.
- Develop affordable housing options for all Chattanoogaans.
- Develop and coordinate a systemic response to workforce and talent opportunities through strategic funding based on labor market data.
- Expand the use of registered apprenticeships across industry sectors.
- Connect labor supply and labor demand by incorporating customized training into economic incentives for expansion and attraction of companies

Budget Overview

OHSB - The FY27 budget aligns with the **One Chattanooga Plan** with the goal of increasing permanent housing placements and addressing root causes of homelessness. It also allows us to continue to put homeless individuals and families into homes - providing safe and dignified housing for those who are struggling. Meeting the basic needs of individuals and families is our priority and outreach to the City's homeless population will continue in the next fiscal year.

Workforce Development - The FY27 budget will allow for an implementation of the **One Chattanooga Works Plan** that incentivizes collaboration of community partners based on clearly defined roles that allow for an effective process of workforce development. Through funding based on services that are data driven and essentially collaborative we will coordinate and streamline the process for local job seekers to be connected to the jobs in our community.

Entrepreneurship - To drive economic prosperity across the **One Chattanooga** small business ecosystem by providing strategic leadership and direct management of the city's small business initiatives. Through the operation of the **Chattanooga Small Business Resource Center**, we implement data-driven strategies that empower entrepreneurs to scale their businesses, fostering an environment where all local founders have access to the expertise and funding needed to thrive.

Housing Policy - The Housing Policy team works to strengthen Chattanooga's affordable housing ecosystem by advancing policies that support the production and preservation of affordable and workforce housing. The FY27 budget continues to prioritize investments in housing stability, including down payment assistance, critical home repair, and eviction prevention programs that help Chattanoogaans remain safely and securely housed.

Housing and Community Investment - The Housing and Community Investment Initiatives team manages federal and state funding in supporting low and moderate income citizens and communities. This is achieved through facilitating partnerships with local for-profit and non-profit organizations, county government, and other City departments. The team strategically targets annual allocations of federal and state funding to leverage initiatives focused on:

- **Affordable Housing:** Preserving and producing affordable housing units.
- **Housing Services:** Improving access to essential housing services.
- **Infrastructure and Facilities:** Making improvements to public infrastructure and facilities.
- **Economic Advancement:** Promoting economic opportunities for small businesses.

Economic Development - To build a competitive and resilient regional economy where opportunity creates vitality for all. Before investing in a project, the City will consider return on investment, financial ability to perform, and history of the development group. We strive to ensure that every Chattanoogaan, regardless of zip code or background, shares in the city's prosperity through access to high-quality jobs and data driven workforce development.

Budget Highlights

- Increased funding for Small Business Support

-
- Maintain Direct Agency Funding
 - Maintain Commercial Corridor Revitalization Strategy
 - Maintain WSB Construction Mitigation Funding
 - Fund a collaborative workforce development system based on labor market data

Position Requests

- Adding a Small Business Resource Center Manager and a Workforce Development Program Coordinator
-

Future Challenges and Opportunities

- Challenge: Redeveloping the East Chattanooga / Tubman Site
- Opportunity: Integrate One Chattanooga Works plan into updated TIF and PILOT policy
- Opportunity: Northgate redevelopment community engagement
- Opportunity: Allocate funds for Northgate Library
- Opportunity: Apply for ECD or TVA site prep grant using allocated matching funds
- Opportunity: Use Grocery Store Market Analysis Data to help recruit grocery stores
- Challenge: Gaining control of a suitable industrial site
- Challenge: Montague Park TIF
- Opportunity: Employ the strategies of RECOMPETE research to develop talent training as part of economic development incentives
- Challenge: Lack of Section 8 Vouchers
- Challenge: Grant funding instability



City of Chattanooga
Operational Budget
Fiscal Year 2027

Row Labels	Actual FY25	Budget FY26	Proposed FY27	Inc (Dec)	
				Proposed vs. Budget	% Change
1100 - General Fund					
U-Economic Development					
CC_U00101 - Economic Development Administration	1,435,284	3,928,767	2,538,217	(1,390,550)	-35.39%
CC_U00102 - Office of Economic Development	-	-	1,292,942	1,292,942	0.00%
CC_U00201 - Economic Development Housing	37,000	5,356,943	5,389,379	32,436	0.61%
CC_U00301 - ED Workforce Development	752,461	-	-	-	0.00%
CC_U00402 - Shared Maint ED Arts & Culture	-	-	388,055	388,055	0.00%
CC_U00403 - ED Special Events	-	-	806,547	806,547	0.00%
CC_U10001 - Economic Opportunity Housing Access	2,744	-	-	-	0.00%
CC_U11001 - Econ Development - Homeless and Supportive H	2,870,588	3,007,464	1,816,775	(1,190,689)	-39.59%
CC_U11002 - Econ Development - Homeless and Housing Prog	1,100	-	-	-	0.00%
U-Economic Development Total	5,099,177	12,293,174	12,231,915	(61,259)	-0.50%



City of Chattanooga
Operational Budget
Fiscal Year 2027

Row Labels	Actual FY25	Budget FY26	Proposed FY27	Inc (Dec)	
				Proposed vs. Budget	% Change
1100 - General Fund					
U-Economic Development					
Personnel					
Salary and Wages	2,043,339	2,094,372	2,983,094	888,722	42.43%
Fringe Benefits	936,401	1,068,113	1,541,356	473,243	44.31%
Personnel Total	2,979,740	3,162,485	4,524,450	1,361,965	43.07%
Operations					
Services	1,920,612	2,905,112	1,166,992	(1,738,120)	-59.83%
Materials & Supplies	20,255	40,820	351,077	310,257	760.06%
Travel Expense	39,274	53,950	77,715	23,765	44.05%
Vehicle Operating	26,383	22,527	34,501	11,974	53.15%
Capital Assets	64,418	-	-	-	0.00%
Capital Outlay	3,953	-	-	-	0.00%
Other Expenses	44,540	6,108,280	6,077,180	(31,100)	-0.51%
Operations Total	2,119,437	9,130,689	7,707,465	(1,423,224)	-15.59%
U-Economic Development Total	5,099,177	12,293,174	12,231,915	(61,259)	-0.50%



City of Chattanooga
Operational Budget
Fiscal Year 2027

Row Labels	Actual FY25	Budget FY26	Proposed FY27	Inc (Dec)	
				Proposed vs. Budget	% Change
1100 - General Fund					
U-Economic Development					
Personnel					
Salary and Wages					
601101-Regular Employees	1,808,422	1,764,474	2,844,455	1,079,981	61.21%
601103-Part Time Employees	17,232	29,948	61,296	31,348	104.67%
601199-Budget - Attrition (Salary)	-	(42,000)	(41,000)	1,000	-2.38%
601201-Overtime	272	-	-	-	0.00%
602105-Cellphone Allowance	19,020	18,000	19,800	1,800	10.00%
602301-Personal Leave	180,780	252,068	-	(252,068)	-100.00%
602303-Final Leave Payout	8,246	-	-	-	0.00%
602304-Longevity	5,925	7,125	9,900	2,775	38.95%
602308-Bereavement Pay	3,442	-	-	-	0.00%
609999-Budget - Salaries & Wages	-	64,757	88,643	23,886	36.89%
Salary and Wages Total	2,043,339	2,094,372	2,983,094	888,722	42.43%
Fringe Benefits					
611101-FICA (OASDI)	120,168	127,324	180,775	53,451	41.98%
611102-Medicare	28,104	29,778	42,278	12,500	41.98%
611199-Budget - Attrition (Benefits)	-	(23,000)	(22,000)	1,000	-4.35%
611201-General Pension	413,484	423,754	604,854	181,100	42.74%
611206-Other Post-employment Benefits (Civilian)	71,355	120,813	150,813	30,000	24.83%
611301-Hospitalization	227,835	280,425	443,518	163,093	58.16%
611302-Life Insurance Benefit	1,399	1,590	2,093	503	31.64%
611303-Long-Term Disability	3,486	8,471	5,800	(2,671)	-31.53%
611304-Health Savings Accounts	20,706	24,726	32,603	7,877	31.86%
611402-Employee Health Savings Acct	61	-	81	81	0.00%
611403-On-site Medical Program	46,434	49,764	65,664	15,900	31.95%
611404-On-site Facility	3,370	3,600	4,800	1,200	33.33%
619999-Budget - Fringe Benefits	-	20,868	30,077	9,209	44.13%
Fringe Benefits Total	936,401	1,068,113	1,541,356	473,243	44.31%
Personnel Total	2,979,740	3,162,485	4,524,450	1,361,965	43.07%
Operations					
Services					
701103-Consultant Fees	43,400	185,000	196,500	11,500	6.22%
701105-Engineering Non-construction Consulting	8,995	10,000	10,000	-	0.00%
701109-Legal Services	-	1,200	1,200	-	0.00%
702102-Electrical	-	-	5,000	5,000	0.00%
702105-Painting	95	-	-	-	0.00%
702202-Bldg & Grounds Maintenance	-	12,000	12,000	-	0.00%
703103-Water	762	-	-	-	0.00%
703104-Fuel Oil	34	-	-	-	0.00%
703202-Cellular Phone Service	943	-	-	-	0.00%
703206-Air Cards	2,130	1,600	1,600	-	0.00%
704104-Equipment Rental	560	-	-	-	0.00%
704106-Dumpster Rental	-	-	1,600	1,600	0.00%
704108-Office Machine Rental	4,170	7,500	7,700	200	2.67%
704201-Advertising	986	6,000	10,500	4,500	75.00%
704210-Printing	806	2,250	5,438	3,188	141.69%
704211-Court Costs	106	-	-	-	0.00%
704213-Debris Removal & Cleanup	3,856	-	-	-	0.00%

City of Chattanooga
Operational Budget
Fiscal Year 2027

Row Labels	Actual FY25	Budget FY26	Proposed FY27	Inc (Dec)	
				Proposed vs. Budget	% Change
704215-Security Services	-	-	10,200	10,200	0.00%
704217-Photographic Services	-	-	1,600	1,600	0.00%
704219-Property Appraisals	3,495	10,000	10,000	-	0.00%
704228-Translation Service	-	500	500	-	0.00%
704239-Bio-Hazard / Environmental Services	-	24,400	24,400	-	0.00%
704306-Dues	385	500	805	305	61.00%
704307-Employment Agencies	-	-	23,000	23,000	0.00%
704308-Local Transportation	43	-	-	-	0.00%
704309-Meeting Expense	330	1,265	1,765	500	39.53%
704310-Local Mileage	13,858	5,100	5,100	-	0.00%
704311-Miscellaneous Services	33,847	15,000	15,000	-	0.00%
704312-Other Contracted Service	42,949	100,000	112,540	12,540	12.54%
704313-Recording Documents	498	1,000	1,000	-	0.00%
704317-Contracted Operations	51,736	750,000	700,000	(50,000)	-6.67%
704319-Parking	273	350	350	-	0.00%
704340-Shredding and Recycling Services	203	494	494	-	0.00%
704347-Agency Contracted Services	1,698,242	1,764,253	-	(1,764,253)	-100.00%
704502-Postage	490	200	200	-	0.00%
704602-Training Costs	7,420	6,500	6,500	-	0.00%
704705-Credit Card Use Charge	-	-	2,000	2,000	0.00%
Services Total	1,920,612	2,905,112	1,166,992	(1,738,120)	-59.83%
Materials & Supplies					
711104-Forms & Printed Material	108	3,000	3,000	-	0.00%
711107-Newspapers	876	820	820	-	0.00%
711108-Periodicals, Publications	299	-	-	-	0.00%
711109-Office Supplies & Stationery	5,998	9,000	13,950	4,950	55.00%
711110-Technology Accessories & Supplies	-	-	200	200	0.00%
712107-Lumber & Wood Products	619	-	-	-	0.00%
712109-Paint	-	-	500	500	0.00%
714102-Blue Prints, Plats, Tracing	4	-	-	-	0.00%
714106-Cleaning Supplies	-	-	500	500	0.00%
714107-Clothing	2,902	3,000	3,500	500	16.67%
714108-Cultural Arts Supplies	-	-	1,000	1,000	0.00%
714115-Fire Code Equipment	-	-	150	150	0.00%
714117-Food & Ice	5,432	6,500	11,850	5,350	82.31%
714120-Hardware, Nails, Small Tools	-	-	3,750	3,750	0.00%
714124-Medical Supplies (First Aid)	-	-	300	300	0.00%
714126-Other Materials & Supplies	2,717	11,000	11,000	-	0.00%
714128-Recreational Supplies	-	-	3,850	3,850	0.00%
714130-Safety Shoes	1,121	2,500	2,500	-	0.00%
714135-Locks & Key supplies	-	-	50	50	0.00%
714138-Flags Banners and Signage	180	-	-	-	0.00%
714143-Event Planning, Services and Catering	-	5,000	292,157	287,157	5743.14%
714150-Promotional Items	-	-	2,000	2,000	0.00%
Materials & Supplies Total	20,255	40,820	351,077	310,257	760.06%
Travel Expense					
721101-Out-of-town Mileage	1,154	2,000	2,200	200	10.00%
721102-Transportation	9,649	16,500	24,500	8,000	48.48%
721103-Auto Rental	-	500	500	-	0.00%
721201-Hotels	11,717	12,500	19,000	6,500	52.00%
721202-Meals	4,121	5,500	8,750	3,250	59.09%

City of Chattanooga
Operational Budget
Fiscal Year 2027

Row Labels	Actual FY25	Budget FY26	Proposed FY27	Inc (Dec)	
				Proposed vs. Budget	% Change
721301-Registration Fees	9,938	14,950	20,265	5,315	35.55%
721302-Other Travel Expenses	2,696	2,000	2,500	500	25.00%
Travel Expense Total	39,274	53,950	77,715	23,765	44.05%
Vehicle Operating					
731102-Gasoline	3,366	3,000	4,500	1,500	50.00%
731203-Vehicle Labor	3,848	1,000	1,000	-	0.00%
731204-Vehicle Parts & Supplies	5,222	1,000	1,000	-	0.00%
731301-Car Wash	186	300	300	-	0.00%
731401-Fleet Leased Vehicle	13,762	17,227	27,701	10,474	60.80%
Vehicle Operating Total	26,383	22,527	34,501	11,974	53.15%
Capital Assets					
761110-CIP Building Renovations	64,418	-	-	-	0.00%
Capital Assets Total	64,418	-	-	-	0.00%
Capital Outlay					
772109-Office Furniture	1,483	-	-	-	0.00%
772112-Computer equipment under 10000	2,470	-	-	-	0.00%
Capital Outlay Total	3,953	-	-	-	0.00%
Other Expenses					
781106-Risk Mgmt Allocated Costs	-	41,580	77,795	36,215	87.10%
781301-Fees, Licenses, & Permits	-	200	9,200	9,000	4500.00%
782202-Donations	2,500	-	-	-	0.00%
782210-Program Expense	1,540	200,000	123,685	(76,315)	-38.16%
782220-Sponsorships	40,500	16,500	16,500	-	0.00%
784106-Appropriation to IDB for Business Development	-	1,350,000	1,350,000	-	0.00%
784108-Appropriation to HEB for Affordable Housing	-	1,000,000	1,000,000	-	0.00%
784108-Appropriation to HEB for Community Land Trust	-	-	750,000	750,000	0.00%
784110-Appropriation to HEB for Eviction Prevention	-	500,000	500,000	-	0.00%
784111-Appropriation to HEB for Down Payment Assistan	-	3,000,000	2,250,000	(750,000)	-25.00%
Other Expenses Total	44,540	6,108,280	6,077,180	(31,100)	-0.51%
Operations Total	2,119,437	9,130,689	7,707,465	(1,423,224)	-15.59%
U-Economic Development Total	5,099,177	12,293,174	12,231,915	(61,259)	-0.50%



FY 2027 Budget Constituent Services

Eliminated Department in FY26

3 Year Account Summary & Highlight Analysis

	Actual FY25	Budget FY26	Proposed FY27	Inc (Dec) Proposed vs. Budget	% Change
V - Constituent Services					
Personnel					
Salary and Wages	1,056,972	-	-	-	-
Fringe Benefits	520,602	-	-	-	-
Personnel Total	\$ 1,577,574	-	-	-	-
Operations					
Services	210,795	-	-	-	-
Materials & Supplies	22,779	-	-	-	-
Travel Expense	21,146	-	-	-	-
Capital Outlay	12,468	-	-	-	-
Other Expenses	1,051	-	-	-	-
Operations Total	\$ 268,240	-	-	-	-
V - Constituent Services Total	\$ 1,845,813	-	-	-	-

Recommended decrease: \$ (0)

- Department eliminated in FY26

City of Chattanooga
Operational Budget
Fiscal Year 2027

Row Labels	Actual FY25	Budget FY26	Proposed FY27	Inc (Dec)	
				Proposed vs. Budget	% Change
V-Constituent Services					
CC_V00101 - Innovation Delivery and Performance Administration	234,807	-	-	-	0.00%
CC_V00102 - Office of Performance Mgmt & Open Data	227,729	-	-	-	0.00%
CC_V00103 - 311 Call Center	759,255	-	-	-	0.00%
CC_V00201 - Office of Constituent Services	49,416	-	-	-	0.00%
CC_V00202 - OCS 311 Call Center	574,607	-	-	-	0.00%
V-Constituent Services Total	1,845,813	-	-	-	0.00%



City of Chattanooga
Operational Budget
Fiscal Year 2027

Row Labels	Actual FY25	Budget FY26	Proposed FY27	Inc (Dec)	
				Proposed vs. Budget	% Change
V-Constituent Services					
Personnel					
Salary and Wages	1,056,972	-	-	-	0.00%
Fringe Benefits	520,602	-	-	-	0.00%
Personnel Total	1,577,574	-	-	-	0.00%
Operations					
Services	210,795	-	-	-	0.00%
Materials & Supplies	22,779	-	-	-	0.00%
Travel Expense	21,146	-	-	-	0.00%
Capital Outlay	12,468	-	-	-	0.00%
Other Expenses	1,051	-	-	-	0.00%
Operations Total	268,240	-	-	-	0.00%
V-Constituent Services Total	1,845,813	-	-	-	0.00%



City of Chattanooga
Operational Budget
Fiscal Year 2027

Row Labels	Actual FY25	Budget FY26	Proposed FY27	Inc (Dec)	
				Proposed vs. Budget	% Change
V-Constituent Services					
Personnel					
Salary and Wages					
601101-Regular Employees	905,301	-	-	-	0.00%
601201-Overtime	9,218	-	-	-	0.00%
601202-Compensatory Time	1,087	-	-	-	0.00%
602105-Cellphone Allowance	6,660	-	-	-	0.00%
602201-Incentive Awards	22,573	-	-	-	0.00%
602301-Personal Leave	103,872	-	-	-	0.00%
602303-Final Leave Payout	116	-	-	-	0.00%
602304-Longevity	8,850	-	-	-	0.00%
602308-Bereavement Pay	546	-	-	-	0.00%
602309-Holiday Pay	(1,249)	-	-	-	0.00%
Salary and Wages Total	1,056,972	-	-	-	0.00%
Fringe Benefits					
611101-FICA (OASDI)	60,436	-	-	-	0.00%
611102-Medicare	14,134	-	-	-	0.00%
611201-General Pension	201,759	-	-	-	0.00%
611206-Other Post-employment Benefits (Civilian)	33,592	-	-	-	0.00%
611301-Hospitalization	141,755	-	-	-	0.00%
611302-Life Insurance Benefit	857	-	-	-	0.00%
611303-Long-Term Disability	1,736	-	-	-	0.00%
611304-Health Savings Accounts	35,078	-	-	-	0.00%
611402-Employee Health Savings Acct	59	-	-	-	0.00%
611403-On-site Medical Program	28,826	-	-	-	0.00%
611404-On-site Facility	2,370	-	-	-	0.00%
Fringe Benefits Total	520,602	-	-	-	0.00%
Personnel Total	1,577,574	-	-	-	0.00%
Operations					
Services					
701103-Consultant Fees	147	-	-	-	0.00%
702215-Building Repairs or Renovations under \$5000	41	-	-	-	0.00%
703206-Air Cards	517	-	-	-	0.00%
704108-Office Machine Rental	1,004	-	-	-	0.00%
704215-Security Services	2,534	-	-	-	0.00%
704306-Dues	100	-	-	-	0.00%
704307-Employment Agencies	36,014	-	-	-	0.00%
704312-Other Contracted Service	168,000	-	-	-	0.00%
704340-Shredding and Recycling Services	87	-	-	-	0.00%
704403-Disputed Purchasing Card Expense	4	-	-	-	0.00%
704501-Freight, Express & Drayage	82	-	-	-	0.00%
704502-Postage	81	-	-	-	0.00%
704601-Local Registration Fees	105	-	-	-	0.00%
704602-Training Costs	2,079	-	-	-	0.00%
Services Total	210,795	-	-	-	0.00%
Materials & Supplies					
711107-Newspapers	272	-	-	-	0.00%
711109-Office Supplies & Stationery	5,657	-	-	-	0.00%
711110-Technology Accessories & Supplies	2,778	-	-	-	0.00%

City of Chattanooga
Operational Budget
Fiscal Year 2027

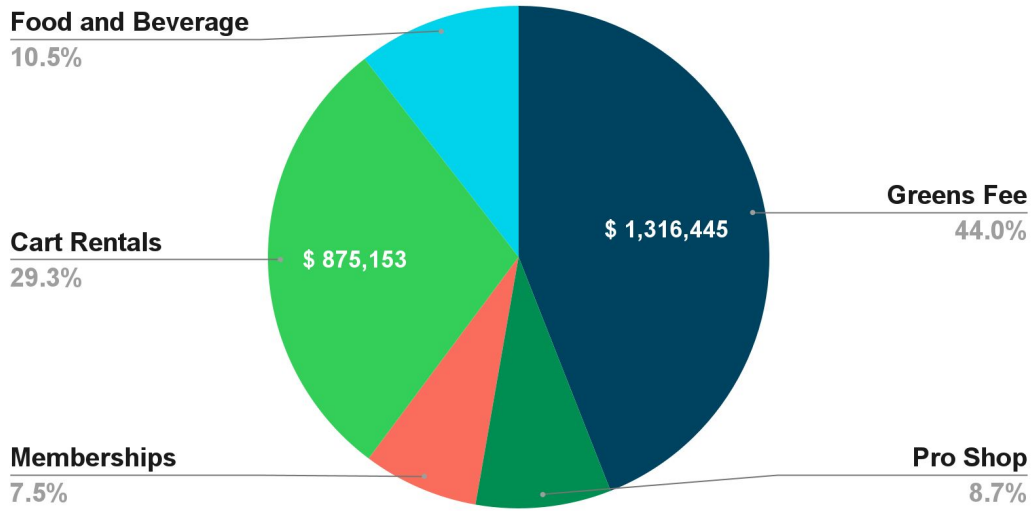
Row Labels	Actual FY25	Budget FY26	Proposed FY27	Inc (Dec)	
				Proposed vs. Budget	% Change
714107-Clothing	1,295	-	-	-	0.00%
714117-Food & Ice	1,727	-	-	-	0.00%
714130-Safety Shoes	146	-	-	-	0.00%
714138-Flags Banners and Signage	1,835	-	-	-	0.00%
714150-Promotional Items	9,069	-	-	-	0.00%
Materials & Supplies Total	22,779	-	-	-	0.00%
Travel Expense					
721101-Out-of-town Mileage	370	-	-	-	0.00%
721102-Transportation	3,160	-	-	-	0.00%
721201-Hotels	7,274	-	-	-	0.00%
721202-Meals	2,035	-	-	-	0.00%
721301-Registration Fees	7,849	-	-	-	0.00%
721302-Other Travel Expenses	458	-	-	-	0.00%
Travel Expense Total	21,146	-	-	-	0.00%
Capital Outlay					
772109-Office Furniture	12,468	-	-	-	0.00%
Capital Outlay Total	12,468	-	-	-	0.00%
Other Expenses					
782201-Awards	1,051	-	-	-	0.00%
Other Expenses Total	1,051	-	-	-	0.00%
Operations Total	268,240	-	-	-	0.00%
V-Constituent Services Total	1,845,813	-	-	-	0.00%

FY 2027 Budget

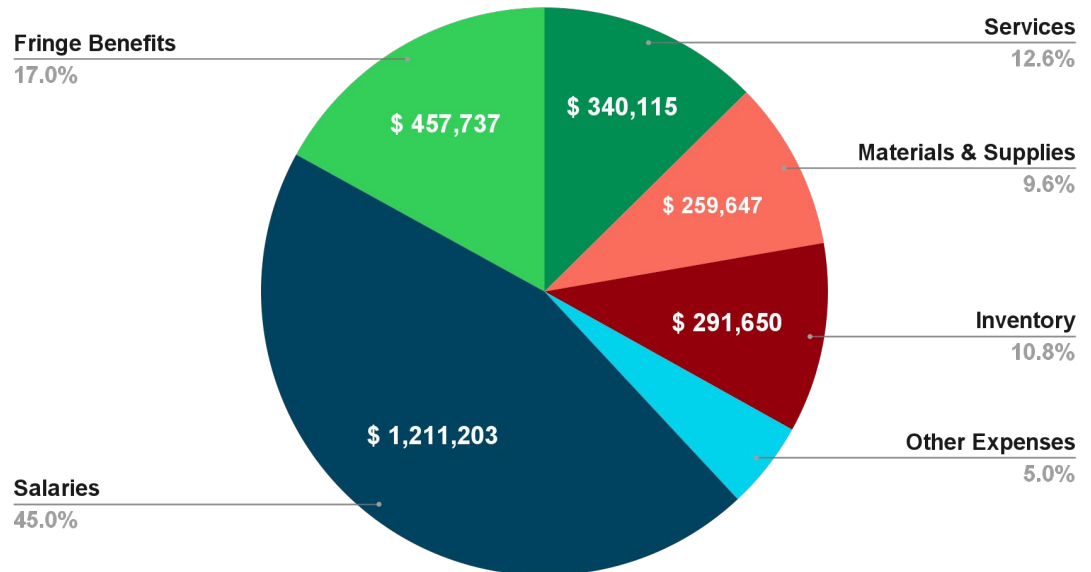
1105 – Municipal Golf Courses

Brian Smith – Administrator

FY27 Revenue and Expenses by Category



FY 26 Budget	\$2,880,647
FY 27 Proposed	\$2,990,566
Inc/(Dec)	\$109,919
Change %	3.82%



3 Year Account Summary & Highlight Analysis

	Actual FY25	Budget FY26	Proposed FY27	Inc (Dec) Proposed vs. Budget	% Change
1105 - Municipal Golf Courses					
L-Parks and Outdoors					
Personnel					
Salary and Wages	1,176,297	1,226,381	1,211,203	(15,178)	-1.24%
Fringe Benefits	372,865	446,101	457,737	11,636	2.61%
Personnel Total	\$ 1,549,162	\$ 1,672,482	\$ 1,668,940	\$ (3,542)	-0.21%
Operations					
Services	379,486	359,217	340,115	(19,102)	-5.32%
Materials & Supplies	246,814	215,720	259,647	43,927	20.36%
Vehicle Operating	35,829	55,000	48,400	(6,600)	-12.00%
Insurance, Claims, and Damages	7,301	-	-	-	0.00%
Inventory Costs	265,912	255,000	291,650	36,650	14.37%
Capital Outlay	3,574	-	5,000	5,000	0.00%
Other Expenses	113,041	237,662	291,248	53,586	22.55%
Operations Total	\$ 1,051,957	\$ 1,122,599	\$ 1,236,060	\$ 113,461	10.11%
Transfers To					
Other Financing Uses	85,566	85,566	85,566	-	0.00%
Transfers To Total	\$ 85,566	\$ 85,566	\$ 85,566	\$ -	0.00%
1105 - Municipal Golf Courses Total \$ 2,686,685 \$ 2,880,647 \$ 2,990,566 \$ 109,919 3.82%					

Recommended increase: \$109,919

- **Salaries & Benefits \$ (3,542)**
 - Difference is due to employee benefits selections
- **Operations \$113,461**
 - Increase in Materials & Supplies \$43K
 - Increase in Inventory Costs \$36K
 - Other expenses \$53K



Golf

FY27 Executive Summary

Description

The Department of Parks & Outdoors consolidates multiple missions and services from other agencies to create a more streamlined and functional parks department that's focused on outdoor activities. These include parks planning, programming, maintenance, greenways and neighborhood connectivity, Outdoor Chattanooga, special events, outdoor recreation, and municipal golf courses.

Vision

In Chattanooga, everyone will have access to a well-loved, well-used, and well-cared-for system of parks, recreation, and outdoor spaces that fosters community belonging and well-being and enhances our unique and breathtaking natural setting.

Mission

We are community builders, connecting all Chattanoogaans and guests to the benefits of parks, recreation, nature, adventure, history, culture, and the arts.

Trends

The demand for outdoor activities continues to climb. We are exceeding pre-pandemic levels and are adjusting staffing and budgets accordingly. The Department of Parks and Outdoors is realigning resources and staff to become more efficient and have a greater focus on customer service. Participants' desire is shifting to more drop-in programs and fewer monthly programs. Special Events requests, both internally and externally, continue to increase.

Budget Overview

First, I do a revenue forecast using drivers for my revenue centers of green fees, cart rental, proshop, food, and beverage. Using the drivers, I then try to accurately forecast the number of rounds that will be played in the upcoming FY. Combining the drivers and the round forecast gives me revenue totals. Those totals are usually tweaked somewhat based on other variable factors.

Next, starting with salaries and fringes, I work on the expenses until the revenue is exhausted.

Budget Highlights

- **\$2,990,566 Budget**
 - **Revenue**
 - Golf has increased its proposed revenue in each account due to the marked increase of participants. This increase also covers the general fund transfer of \$53,162 from FY26, which was a one-time allotment.

- **Expenses**

- Increase of contracted repair and HVAC service as well as proposed replacement of computer equipment as all computers are used for POS system which is outdated.
- Proposed increase of \$20,150 related to inventory due to high numbers of customers which would then impact sales tax, which we are budgeting at \$80,000 compared to \$62,000 in FY 2026.

Position Requests

- **No new positions**
-

Future Challenges and Opportunities

Future challenges - continuing to keep up with payroll expenses. They have increased dramatically over the past 3 years (70%) with no added positions. Aging infrastructure is another concern. Both courses have parts of the sewer system underneath them and work on the sewer system means a distribution to golfers.

Opportunities - we continue to see new golfers take up the game. Younger players use golf as entertainment which is different from years past.

City of Chattanooga
Proposed Budget - Other Funds
Fiscal Year 2027

1105 - Golf	Actual FY25	Budget FY26	Proposed Budget FY27	Inc (Dec) Proposed vs. Budget	% change
Revenues					
Pro Shop	248,865	243,852	261,088	17,236	7.07%
Green Fees	1,255,771	1,257,993	1,316,445	58,452	4.65%
Golf Course Property Rent	6,002	-	-	-	0.00%
Memberships	211,629	214,002	222,916	8,914	
Cart Rentals	824,463	828,292	875,153	46,861	5.66%
Food	93,111	87,056	100,474	13,418	15.41%
Beverage	196,595	196,290	214,490	18,200	9.27%
Miscellaneous	-	53,162	-	(53,162)	0.00%
Over & Under	6,513	-	-	-	0.00%
Total Revenues	2,842,949	2,880,647	2,990,566	109,919	3.82%
Expenditures					
Operations	2,686,687	2,880,647	2,990,566	109,919	3.82%
Total Expenditures	2,686,687	2,880,647	2,990,566	109,919	3.82%
Estimated Incr(Decr) in Fund Balance	156,262	-	-		
Beginning Fund Balance July 1	1,049,400	1,205,662	1,205,662		
Ending Fund Balance June 30	1,205,662	1,205,662	1,205,662		
Ending Fund Balance as a % of Total Appropriations	44.88%	41.85%	40.32%		



City of Chattanooga
Operational Budget
Fiscal Year 2027

Row Labels	Actual FY25	Budget FY26	Proposed FY27	Inc (Dec) Proposed vs. Budget	% Change
1105 - Municipal Golf Courses					
L-Parks and Outdoors					
CC_L04101 - Brainerd Golf Course	1,321,405	1,397,442	1,412,610	15,168	1.1%
CC_L04102 - Brainerd Golf Pro Shop	50,814	55,000	60,000	5,000	9.1%
CC_L04103 - Brainerd Golf Concessions	86,843	85,410	91,271	5,861	6.9%
CC_L04201 - Brown Acres Golf Course	1,077,303	1,193,318	1,251,736	58,418	4.9%
CC_L04202 - Brown Acres Golf Pro Shop	49,244	60,000	75,150	15,150	25.3%
CC_L04203 - Brown Acres Golf Concessions	101,078	89,477	99,799	10,322	11.5%
L-Parks and Outdoors Total	2,686,687	2,880,647	2,990,566	109,919	3.8%
1105 - Municipal Golf Courses Total	2,686,687	2,880,647	2,990,566	109,919	3.8%



City of Chattanooga
Operational Budget
Fiscal Year 2027

Row Labels	Actual FY25	Budget FY26	Proposed FY27	Inc (Dec)	
				Proposed vs. Budget	% Change
1105 - Municipal Golf Courses					
L-Parks and Outdoors					
Personnel					
Salary and Wages	1,176,297	1,226,381	1,211,203	(15,178)	-1.2%
Fringe Benefits	372,865	446,101	457,737	11,636	2.6%
Personnel Total	1,549,162	1,672,482	1,668,940	(3,542)	-0.2%
Operations					
Services	379,486	359,217	340,115	(19,102)	-5.3%
Materials & Supplies	246,814	215,720	259,647	43,927	20.4%
Vehicle Operating	35,829	55,000	48,400	(6,600)	-12.0%
Insurance, Claims, and Damages	7,301	-	-	-	0.0%
Inventory Costs	265,912	255,000	291,650	36,650	14.4%
Capital Outlay	3,574	-	5,000	5,000	0.0%
Other Expenses	113,041	237,662	291,248	53,586	22.5%
Operations Total	1,051,959	1,122,599	1,236,060	113,461	10.1%
Transfers To					
Other Financing Uses	85,566	85,566	85,566	-	0.0%
Transfers To Total	85,566	85,566	85,566	-	0.0%
L-Parks and Outdoors Total	2,686,687	2,880,647	2,990,566	109,919	3.8%
1105 - Municipal Golf Courses Total	2,686,687	2,880,647	2,990,566	109,919	3.8%



City of Chattanooga
Operational Budget
Fiscal Year 2027

Row Labels	Actual FY25	Budget FY26	Proposed FY27	Inc (Dec)	
				Proposed vs. Budget	% Change
1105 - Municipal Golf Courses					
L-Parks and Outdoors					
Personnel					
Salary and Wages					
601101-Regular Employees	531,470	577,020	657,609	80,589	14.0%
601103-Part Time Employees	564,223	546,634	524,633	(22,001)	-4.0%
601201-Overtime	17,145	10,515	17,831	7,316	69.6%
602105-Cellphone Allowance	480	480	480	-	0.0%
602301-Personal Leave	54,215	82,432	-	(82,432)	-100.0%
602304-Longevity	8,025	9,300	10,650	1,350	14.5%
602308-Bereavement Pay	740	-	-	-	0.0%
Salary and Wages Total	1,176,297	1,226,381	1,211,203	(15,178)	-1.2%
Fringe Benefits					
611101-FICA (OASDI)	70,522	75,357	73,958	(1,399)	-1.9%
611102-Medicare	16,493	17,627	17,297	(330)	-1.9%
611201-General Pension	121,957	140,037	139,932	(105)	-0.1%
611206-Other Post-employment Benefits (Civilian)	19,212	24,277	40,696	16,419	67.6%
611301-Hospitalization	124,735	163,293	142,928	(20,365)	-12.5%
611302-Life Insurance Benefit	494	612	599	(13)	-2.1%
611303-Long-Term Disability	1,091	2,890	1,435	(1,455)	-50.3%
611304-Health Savings Accounts	-	-	18,713	18,713	0.0%
611402-Employee Health Savings Acct	-	-	27	27	0.0%
611403-On-site Medical Program	17,040	20,448	20,592	144	0.7%
611404-On-site Facility	1,320	1,560	1,560	-	0.0%
Fringe Benefits Total	372,865	446,101	457,737	11,636	2.6%
Personnel Total	1,549,162	1,672,482	1,668,940	(3,542)	-0.2%
Operations					
Services					
701208-On-the-Job Injury Claims	114	-	-	-	0.0%
702102-Electrical	-	500	1,050	550	110.0%
702103-Exterminating Service	2,065	2,367	2,225	(142)	-6.0%
702105-Painting	-	-	500	500	0.0%
702106-Plumbing	9,033	3,500	9,000	5,500	157.1%
702109-Custodial Services	583	500	590	90	18.0%
702110-Tree Maintenance & Planting	240	-	500	500	0.0%
702202-Bldg & Grounds Maintenance	896	-	900	900	0.0%
702204-Contracted Repair Service	1,547	500	2,250	1,750	350.0%
702207-Maintenance Services	10,871	10,000	11,500	1,500	15.0%
702208-Fire Prevention Measures	1,203	500	1,750	1,250	250.0%
702212-HVAC	3,852	6,500	7,500	1,000	15.4%
702214-Landscaping	72	-	-	-	0.0%
702221-IT Maintenance	13,000	13,500	13,000	(500)	-3.7%
703101-Electricity	52,412	52,000	56,000	4,000	7.7%
703102-Natural Gas	6,978	7,000	7,000	-	0.0%
703103-Water	47,708	40,500	32,500	(8,000)	-19.8%
703109-Sewer	127,734	113,500	80,000	(33,500)	-29.5%
703206-Air Cards	340	-	4,000	4,000	0.0%
703207-Digital Connectivity	8,498	11,000	5,500	(5,500)	-50.0%
704104-Equipment Rental	4,723	5,000	5,000	-	0.0%
704107-Floor Mat / Scrapper Rental	1,943	1,850	2,150	300	16.2%
704201-Advertising	11,827	20,000	20,000	-	0.0%
704204-Alarm Monitoring	1,035	1,200	1,250	50	4.2%

City of Chattanooga
Operational Budget
Fiscal Year 2027

Row Labels	Actual FY25	Budget FY26	Proposed FY27	Inc (Dec)	
				Proposed vs. Budget	% Change
704208-Contracted Repair	3	-	-	-	0.0%
704210-Printing	-	500	500	-	0.0%
704306-Dues	1,443	2,200	1,600	(600)	-27.3%
704315-Waste Disposal	5,575	4,600	5,850	1,250	27.2%
704501-Freight, Express & Drayage	1,768	-	-	-	0.0%
704705-Credit Card Use Charge	64,025	62,000	68,000	6,000	9.7%
Services Total	379,486	359,217	340,115	(19,102)	-5.3%
Materials & Supplies					
711104-Forms & Printed Material	309	150	300	150	100.0%
711109-Office Supplies & Stationery	10,749	8,500	11,500	3,000	35.3%
711110-Technology Accessories & Supplies	476	800	-	(800)	-100.0%
711111-Printer Toner Cartridges	199	-	250	250	0.0%
712105-Gravel, Sand, Stone, Chert, Salt	720	2,500	2,000	(500)	-20.0%
712109-Paint	-	250	750	500	200.0%
712114-Plumbing Supplies	-	100	250	150	150.0%
713108-Pumps & Pump Parts	226	500	500	-	0.0%
713109-Repair Parts	34,800	40,000	37,000	(3,000)	-7.5%
713117-Hose & Fittings	105	-	-	-	0.0%
714105-Building Maintenance Supplies	4,099	-	1,500	1,500	0.0%
714106-Cleaning Supplies	4,468	4,500	4,500	-	0.0%
714111-Electrical Supplies, Bulbs, Etc	1,851	4,000	2,000	(2,000)	-50.0%
714115-Fire Code Equipment	108	-	-	-	0.0%
714117-Food & Ice	300	-	-	-	0.0%
714120-Hardware, Nails, Small Tools	8,782	11,500	9,850	(1,650)	-14.3%
714122-Kitchen & Dining Room Supplies	826	-	-	-	0.0%
714123-Machine Shop & Garage Supplies	14,171	11,000	14,500	3,500	31.8%
714125-Oil & Lubricants	296	800	850	50	6.3%
714126-Other Materials & Supplies	769	2,500	1,000	(1,500)	-60.0%
714130-Safety Shoes	1,455	1,700	1,500	(200)	-11.8%
714131-Seeds, Trees, Plants, Hort Supplies	161,075	125,670	168,047	42,377	33.7%
714133-Welding Supplies	262	200	300	100	50.0%
714135-Locks & Key supplies	24	50	50	-	0.0%
714144-Batteries	743	1,000	3,000	2,000	200.0%
Materials & Supplies Total	246,814	215,720	259,647	43,927	20.4%
Vehicle Operating					
731101-Diesel Fuel	8,430	15,500	10,500	(5,000)	-32.3%
731102-Gasoline	24,079	38,500	34,500	(4,000)	-10.4%
731203-Vehicle Labor	108	-	150	150	0.0%
731204-Vehicle Parts & Supplies	3,213	1,000	3,250	2,250	225.0%
Vehicle Operating Total	35,829	55,000	48,400	(6,600)	-12.0%
Insurance, Claims, and Damages					
742402-Building & Content Insurance	7,301	-	-	-	0.0%
Insurance, Claims, and Damages Total	7,301	-	-	-	0.0%
Inventory Costs					
751201-Cafeteria Inventory	155,130	140,000	156,500	16,500	11.8%
751202-Pro Shop Inventory	110,782	115,000	135,150	20,150	17.5%
Inventory Costs Total	265,912	255,000	291,650	36,650	14.4%
Capital Outlay					
772104-Grounds Equipment	129	-	-	-	0.0%
772105-Heating & Cooling Equipment	80	-	-	-	0.0%
772107-Other Equipment (Under 10000)	3,366	-	-	-	0.0%
772112-Computer equipment under 10000	-	-	5,000	5,000	0.0%
Capital Outlay Total	3,574	-	5,000	5,000	0.0%

City of Chattanooga
Operational Budget
Fiscal Year 2027

Row Labels	Actual FY25	Budget FY26	Proposed FY27	Inc (Dec)	
				Proposed vs. Budget	% Change
Other Expenses					
781106-Risk Mgmt Allocated Costs	-	59,912	95,198	35,286	58.9%
781202-Sales Tax	79,650	142,000	160,000	18,000	12.7%
781301-Fees, Licenses, & Permits	1,227	750	1,250	500	66.7%
781306-Stormwater Mgmt Fees	32,165	35,000	34,800	(200)	-0.6%
Other Expenses Total	113,041	237,662	291,248	53,586	22.5%
Operations Total	1,051,959	1,122,599	1,236,060	113,461	10.1%
Transfers To	85,566	85,566	85,566	-	0.0%
L-Parks and Outdoors Total	2,686,687	2,880,647	2,990,566	109,919	3.8%
1105 - Municipal Golf Courses Total	2,686,687	2,880,647	2,990,566	109,919	3.8%

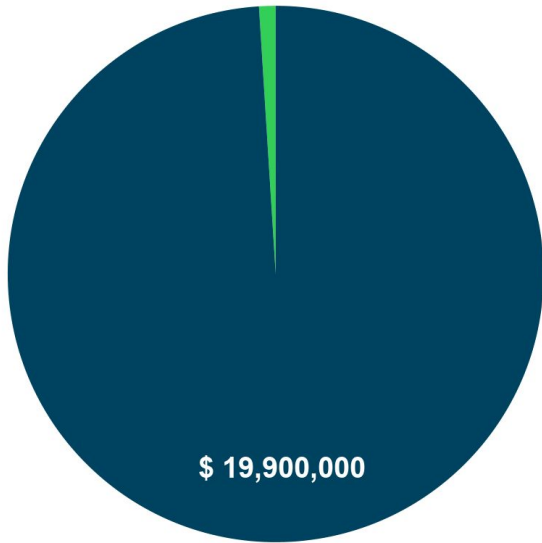


FY 2027 Budget

1111 – Economic Development

Weston Porter – Chief Financial Officer

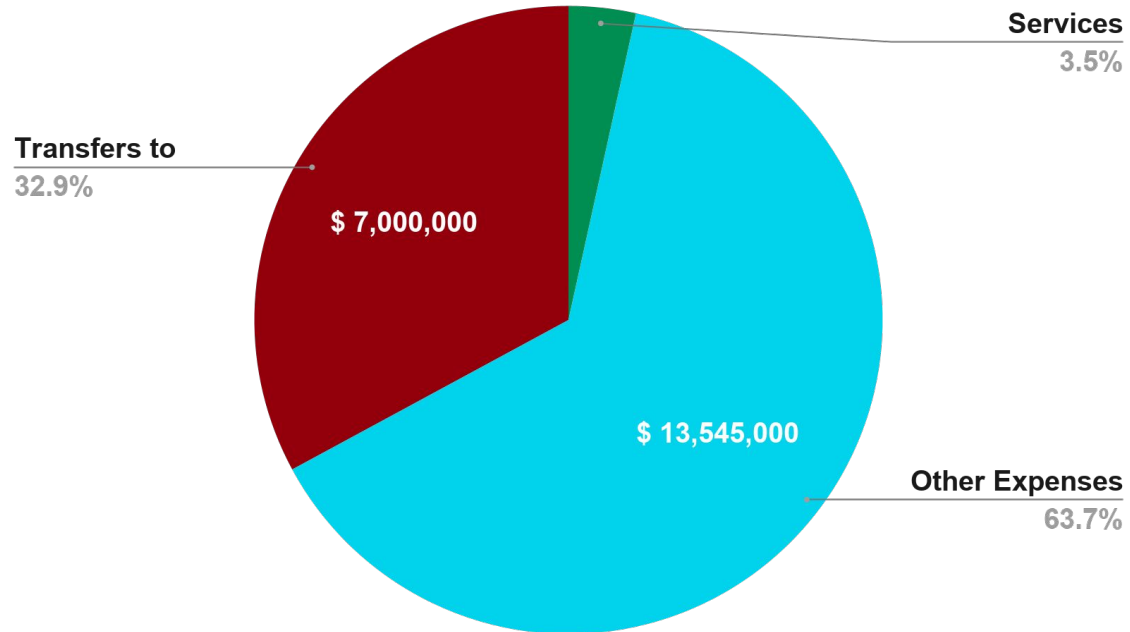
FY27 Revenue and Expenses by Category



- HC Local Option Sales Tax
- HC Local Option (OUT OF STATE)

FY26 Budget	\$19,572,000
FY27 Proposed	\$20,100,000
Inc/(Dec)	\$528,000
Change %	2.70%

B-330



3 Year Account Summary & Highlight Analysis

	Actual FY25	Budget FY26	Proposed FY27	Inc (Dec) Proposed vs. Budget	% Change
1111 - Economic Development					
A-General Gov't & Agencies					
Operations					
Services	293,962	417,000	735,000	318,000	76.26%
Other Expenses	9,006,210	10,155,000	13,545,000	3,390,000	33.38%
Operations Total	\$ 9,300,172	\$ 10,572,000	\$ 14,280,000	\$ 3,708,000	35.07%
Transfers To					
Other Financing Uses	9,500,000	9,000,000	7,000,000	(2,000,000)	-22.22%
Transfers To Total	\$ 9,500,000	\$ 9,000,000	\$ 7,000,000	\$ (2,000,000)	-22.22%
1111 - Economic Development Total	\$ 18,800,172	\$ 19,572,000	\$ 21,280,000	\$ 1,708,000	8.73%

Recommended increase: 1,708,000

- **Operations \$1,708,000**
 - o Change in Agency Appropriations
 - o Increase in Contingency



Economic Development Fund

FY27 Executive Summary

Description

Economic Development is funded by a restricted portion of the local option sales tax. (See Section 2 on Sales Tax Structure). It is distributed from the State to Hamilton County. TCA 67-6-712 requires that 50% of the sales tax be used for education and the remainder distributed on a situs basis. The education percentage goes directly to the Hamilton County Department of Education before we receive our portion. This use can only be changed by voter referendum.

Budget Overview

These funds go first to pay the lease rental payments on the Lease Rental Revenue Bonds on behalf of the Chattanooga Downtown Redevelopment Corporation (CDRC). The remaining funds are dedicated to economic development projects in Chattanooga, Enterprise South Industrial Park, agency appropriations, and other non-capital projects.

Budget Highlights

- **2.7% Increase in revenue over FY26 Budget**
- **\$7M operations for Capital in FY27**



City of Chattanooga
Proposed Budget - Other Funds
Fiscal Year 2027

Economic Development	Actual FY25	Budget FY26	Proposed Budget FY27	Inc (Dec) Proposed vs. Budget	% Change
Revenues					
Local Option Sales Tax	19,167,799	19,220,000	19,900,000	680,000	3.54%
TDZ - State Sales Tax	5,246,956	-	-	-	0.00%
Ham Co Local Option Out of State Sales Tax	228,422	220,000	200,000	(20,000)	-9.09%
Interest Earnings	141,944	132,000	-	(132,000)	-100.00%
Total Revenues	24,785,121	19,572,000	20,100,000	528,000	2.70%
Expenditures					
Chattanooga Economic Development Capital Fund	9,500,000	9,000,000	7,000,000	(2,000,000)	-22.22%
Approp to Capital From Fund Balance	-	-	-	-	0.00%
Chattanooga Chamber of Commerce . . . A.O.	600,000	670,000	600,000	(70,000)	-10.45%
Enterprise Center - Operating Support . . . A.O.	1,690,000	1,700,000	1,700,000	-	0.00%
Public Education Foundation - STEP-UP Chattanooga . . . A.O.	75,000	-	-	-	0.00%
UTC Center for Regional Economic Research . . . A.O.	80,000	40,000	80,000	40,000	100.00%
Thrive Regional Partnership . . . A.O.	80,000	80,000	115,000	35,000	43.75%
Carter Street Corporation . . . AO	-	200,000	200,000	-	0.00%
Econ Dev Approp CARTA. . . .A.O.	500,000	-	-	-	0.00%
Approp to HEB	-	-	2,000,000	2,000,000	0.00%
CoLab A.O.	-	175,000	250,000	75,000	42.86%
RISE Chattanooga A.O.	-	175,000	200,000	25,000	14.29%
Preserve Chattanooga. A.O.	-	-	30,000	30,000	0.00%
Approp to IDB	-	-	1,000,000	1,000,000	0.00%
Approp to IDB - Grocery Store Incentive Program	-	-	150,000	150,000	0.00%
Contingency	-	125,000	260,000	135,000	108.00%
Chattanooga Quantum Collaborative	100,000	100,000	275,000	175,000	175.00%
Collection Fee to Hamilton County Trustee	193,962	192,000	200,000	8,000	4.17%
Lease Payments	734,254	7,115,000	7,220,000	105,000	1.48%
Tourist Development Zone transfer to CDRC to cover debt	5,246,956	-	-	-	0.00%
Total Expenditures	18,800,172	19,572,000	21,280,000	1,708,000	8.73%
Estimated Incr(Decr) in Fund Balance	5,984,949	-	(1,180,000)		
Beginning Fund Balance July 1	20,652,401	26,637,350	26,637,350		
Ending Fund Balance June 30	26,637,350	26,637,350	25,457,350		
Ending Fund Balance as a % of Total Revenue	107.47%	136.10%	126.65%		
Ending Fund Balance as a % of Total Appropriations	141.69%	136.10%	119.63%		



City of Chattanooga
Operational Budget
Fiscal Year 2027

Row Labels	Actual FY25	Budget FY26	Proposed FY27	Inc (Dec)	
				Proposed vs. Budget	% Change
1111 - Economic Development					
A-General Gov't & Agencies					
CC_A70001 - Econ Dev Ed Revenue	193,962	192,000	200,000	8,000	4.2%
CC_A70002 - Econ Dev Capital	9,500,000	9,000,000	7,000,000	(2,000,000)	-22.2%
CC_A70003 - Econ Dev Tourist Development Zone	5,246,956		-	-	0.0%
CC_A70004 - Econ Dev SRC Lease Payments	734,254	7,115,000	7,220,000	105,000	1.5%
CC_A70005 - Econ Dev Non Capital	-	125,000	260,000	135,000	108.0%
CC_A70010 - Econ Dev Chattanooga Quantum Collaborati	100,000	100,000	275,000	175,000	175.0%
CC_A70101 - Econ Dev Approp Chattanooga Chamber Fou	600,000	670,000	600,000	(70,000)	-10.4%
CC_A70102 - Econ Dev Approp Enterprise Center	1,690,000	1,700,000	1,700,000	-	0.0%
CC_A70103 - Econ Dev Approp Public Education Foundati	75,000		-	-	0.0%
CC_A70104 - Econ Dev Approp Thrive Reaching Beyond T	80,000	80,000	115,000	35,000	43.8%
CC_A70105 - Econ Dev Approp Carter Street Corporation	-	200,000	200,000	-	0.0%
CC_A70106 - Econ Dev Approp CARTA	500,000		-	-	0.0%
CC_A70107 - Econ Dev Approp UTC Center for Regional Ec	80,000	40,000	80,000	40,000	100.0%
CC_A70108 - Econ Dev Approp CoLab	-	175,000	250,000	75,000	42.9%
CC_A70109 - Econ Dev Approp Rise Chattanooga	-	175,000	200,000	25,000	14.3%
CC_A70110 - Econ Dev Approp HEB	-	-	2,000,000	2,000,000	0.0%
CC_A70111 - Econ Dev Approp Preserve Chattanooga	-		30,000	30,000	0.0%
CC_A70112 - Econ Dev Approp IDB	-		1,150,000	1,150,000	0.0%
A-General Gov't & Agencies Total	18,800,172	19,572,000	21,280,000	1,708,000	8.7%
1111 - Economic Development Total	18,800,172	19,572,000	21,280,000	1,708,000	8.7%



City of Chattanooga
Operational Budget
Fiscal Year 2027

Row Labels	Actual FY25	Budget FY26	Proposed FY27	Inc (Dec)	
				Proposed vs. Budget	% Change
1111 - Economic Development					
A-General Gov't & Agencies					
Operations					
Services	293,962	417,000	735,000	318,000	76.3%
Other Expenses	9,006,210	10,155,000	13,545,000	3,390,000	33.4%
Operations Total	9,300,172	10,572,000	14,280,000	3,708,000	35.1%
Transfers To					
Other Financing Uses	9,500,000	9,000,000	7,000,000	(2,000,000)	-22.2%
Transfers To Total	9,500,000	9,000,000	7,000,000	(2,000,000)	-22.2%
A-General Gov't & Agencies Total	18,800,172	19,572,000	21,280,000	1,708,000	8.7%
1111 - Economic Development Total	18,800,172	19,572,000	21,280,000	1,708,000	8.7%



City of Chattanooga
Operational Budget
Fiscal Year 2027

Row Labels	Actual FY25	Budget FY26	Proposed FY27	Inc (Dec)	
				Proposed vs. Budget	% Change
1111 - Economic Development					
A-General Gov't & Agencies					
Operations					
Services					
704306-Dues	100,000	100,000	275,000	175,000	175.0%
704321-County Trustee Collection Fee	193,962	192,000	200,000	8,000	4.2%
709998-Budget - Contingency	-	125,000	260,000	135,000	108.0%
Services Total	293,962	417,000	735,000	318,000	76.3%
Other Expenses					
783202-SRC Debt Lease Payments	734,254	7,115,000	7,220,000	105,000	1.5%
784101-Appropriations	8,271,956	3,040,000	3,175,000	135,000	4.4%
784108-Appropriation to HEB for Affordable Housin	-	-	2,000,000	2,000,000	0.0%
784106-Appropriation to IDB for Business Developm	-	-	1,150,000	1,150,000	0.0%
Other Expenses Total	9,006,210	10,155,000	13,545,000	3,390,000	33.4%
Operations Total	9,300,172	10,572,000	14,280,000	3,708,000	35.1%
Transfers To					
Other Financing Uses					
811304-Transfer to Gen Gvmt Capital	9,500,000	9,000,000	7,000,000	(2,000,000)	-22.2%
Other Financing Uses Total	9,500,000	9,000,000	7,000,000	(2,000,000)	-22.2%
Transfers To Total	9,500,000	9,000,000	7,000,000	(2,000,000)	-22.2%
A-General Gov't & Agencies Total	18,800,172	19,572,000	21,280,000	1,708,000	8.7%
1111 - Economic Development Total	18,800,172	19,572,000	21,280,000	1,708,000	8.7%

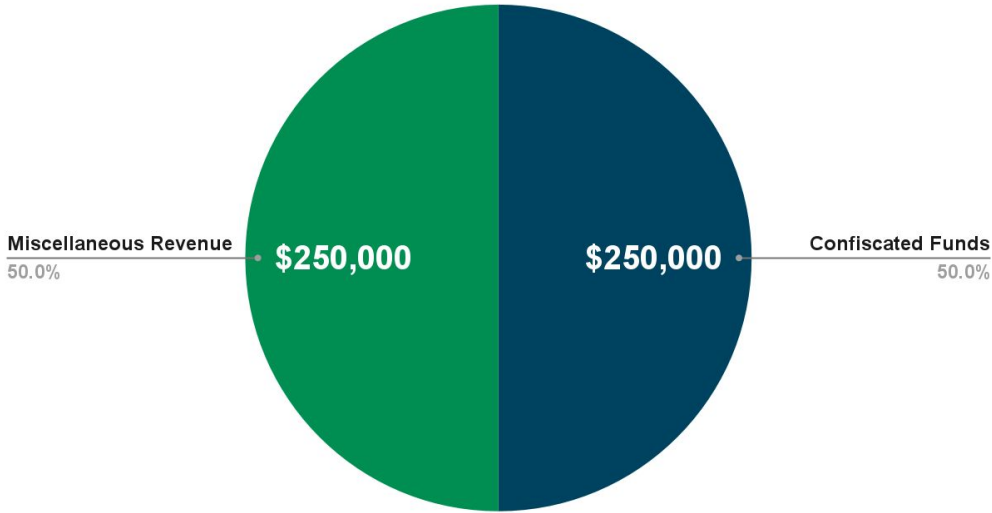


FY 2027 Budget

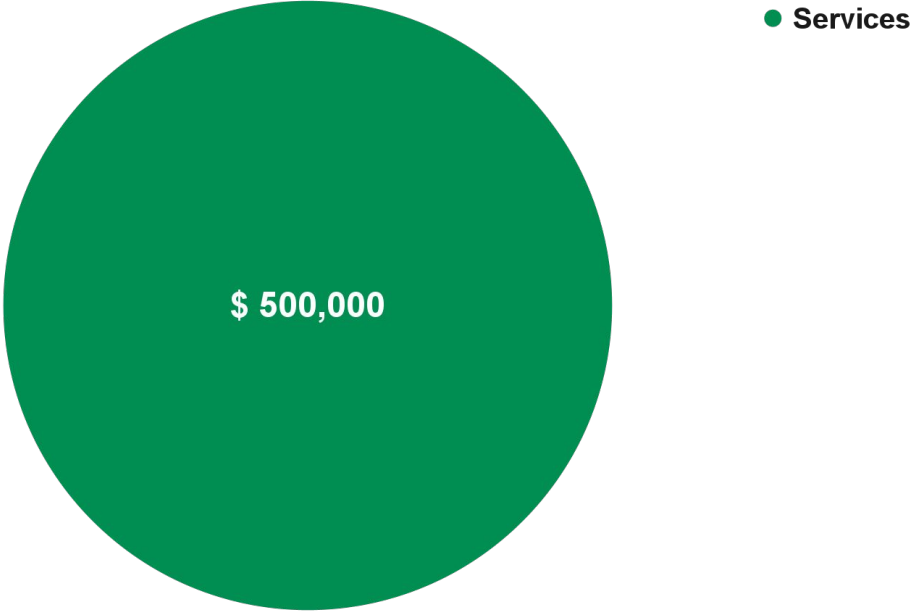
2040 – Narcotics

Jonathan Chambers – Police Chief

FY27 Revenue and Expenses by Category



FY26 Budget	\$500,000
FY27 Proposed	\$500,000
Inc/(Dec)	\$0
Change %	0.00%



3 Year Account Summary & Highlight Analysis

	Actual FY25	Budget FY26	Proposed FY27	Inc (Dec) Proposed vs. Budget	% Change
2040 - Narcotics Fund					
Operations					
Services	110,025	500,000	500,000	-	0.00%
Materials & Supplies	18,244	-	-	-	0.00%
Travel Expense	4,981	-	-	-	0.00%
Capital Outlay	13,146	-	-	-	0.00%
Other Expenses	119	-	-	-	0.00%
Operations Total	\$ 146,515	\$ 500,000	\$ 500,000	\$ -	0.00%
2040 - Narcotics Fund Total	\$ 146,515	\$ 500,000	\$ 500,000	\$ -	0.00%

Recommended increase: \$0



Narcotics and Federal Asset Forfeiture Funds

FY27 Executive Summary

Revenues from this fund come mainly from confiscated funds which include forfeited cash and proceeds from the sale of seized items.

Federal and State funds are also received. This fund accounts for the cost of drug enforcement activity, which includes the purchase of surveillance equipment, drug identification kits, maintenance on narcotics officers' vehicles, and payment to informants.

Funds can also be used for local drug treatment and educational programs.

Vision

Assisting with the overall Police Vision:

Respected and Trusted By All Segments of Chattanooga's Diverse Community

Mission

Assisting with the overall Police Mission:

To Keep You, Your Family and Our Community Safe.

Budget Overview

Narcotics will remain at \$500,000 for FY 27.

Federal Asset and Forfeiture will remain at \$20,000 for FY 27.

Budget Highlights

- **Narcotics Fund (2040) will remain at \$500,000**
- **Budget for Federal Asset Forfeitures will remaining flat at \$20,000**

Future Challenges and Opportunities

To further the mission and vision of the Chattanooga Police Department through distribution of funds for a means of assisting with drug enforcement and drug educational programs.



City of Chattanooga
Proposed Budget - Other Funds
Fiscal Year 2027

2040 Narcotics	Actual FY25	Budget FY26	Proposed Budget FY27	Inc (Dec) Proposed vs. Budget	% change
Revenues					
541109-City Court Fines Narcotics	24,926	-	-	-	0.00%
561103-Sale of Equipment	17,580	-	-	-	0.00%
572101-Confiscated Funds	271,049	250,000	250,000	-	0.00%
576101-Miscellaneous Revenue	-	250,000	250,000	-	0.00%
Total Revenues	313,555	500,000	500,000	-	0.00%
Expenditures					
Operations	146,515	500,000	500,000	-	0.00%
Total Expenditures	146,515	500,000	500,000	-	0.00%
Estimated Incr(Decr) in Fund Balance	167,040	-	-		
Beginning Fund Balance July 1	1,802,848	1,969,888	1,969,888		
Ending Fund Balance June 30	1,969,888	1,969,888	1,969,888		
Ending Fund Balance as a % of Total Appropriations	1344.50%	393.98%	393.98%		

2042 Federal Assets Forfeitures	Actual FY25	Budget FY26	Proposed Budget FY27	Inc (Dec) Proposed vs. Budget	% change
Revenues					
522101-State Operations Funds	2,246	-	10,000	10,000	0.00%
521101-Federal Operations Funds	121,023	10,000	10,000	-	0.00%
551101-Interest Earned non-cap Proj Fds	55,011	10,000	-	(10,000)	-100.00%
Total Revenues	178,280	20,000	20,000	-	0.00%
Expenditures					
Operations	-	-	20,000	20,000	0.00%
Total Expenditures	-	-	20,000	20,000	0.00%
Estimated Incr(Decr) in Fund Balance	178,280	20,000	-		
Beginning Fund Balance July 1	1,802,848	1,981,128	2,001,128		
Ending Fund Balance June 30	1,981,128	2,001,128	2,001,128		
Ending Fund Balance as a % of Total Appropriations	0.00%	0.00%	10005.64%		



City of Chattanooga
Operational Budget
Fiscal Year 2027

Row Labels	Actual FY25	Budget FY26	Proposed FY27	Inc (Dec) Proposed vs. Budget	% Change
2040 - Narcotics Fund					
H-Police					
CC_H10301 - Narcotics Program	146,515	500,000	500,000	-	0.0%
H-Police Total	146,515	500,000	500,000	-	0.0%
2040 - Narcotics Fund Total	146,515	500,000	500,000	-	0.0%
2042 - Fed Asset Forfeitures - Narcotics					
H-Police					
CC_H10304 - Federal Asset Forfeitures Narcotics	-	20,000	20,000	-	0.0%
H-Police Total	-	20,000	20,000	-	0.0%
2042 - Fed Asset Forfeitures - Narcotics Total	-	20,000	20,000	-	0.0%



City of Chattanooga
Operational Budget
Fiscal Year 2027

Row Labels	Actual FY25	Budget FY26	Proposed FY27	Inc (Dec)	
				Proposed vs. Budget	% Change
2040 - Narcotics Fund					
H-Police					
Operations					
Services	110,025	500,000	500,000	-	0.0%
Materials & Supplies	18,244	-	-	-	0.0%
Travel Expense	4,981	-	-	-	0.0%
Capital Outlay	13,146	-	-	-	0.0%
Other Expenses	119	-	-	-	0.0%
Operations Total	146,515	500,000	500,000	-	0.0%
H-Police Total	146,515	500,000	500,000	-	0.0%
2040 - Narcotics Fund Total	146,515	500,000	500,000	-	0.0%
2042 - Fed Asset Forfeitures - Narcotics					
H-Police					
Operations					
Services	-	20,000	20,000	-	0.0%
Operations Total	-	20,000	20,000	-	0.0%
H-Police Total	-	20,000	20,000	-	0.0%
2042 - Fed Asset Forfeitures - Narcotics Total	-	20,000	20,000	-	0.0%



City of Chattanooga
Operational Budget
Fiscal Year 2027

Row Labels	Actual FY25	Budget FY26	Proposed FY27	Inc (Dec)	
				Proposed vs. Budget	% Change
2040 - Narcotics Fund					
H-Police					
Operations					
Services					
701107-Investigative Services	83,935	-	-	-	0.0%
702102-Electrical	(145)	-	-	-	0.0%
702225-IT Maintenance - Licensing	2,520	-	-	-	0.0%
702227-IT Maintenance - Support Maintenance	2,963	-	-	-	0.0%
703202-Cellular Phone Service	11,215	-	-	-	0.0%
703206-Air Cards	1,633	-	-	-	0.0%
704215-Security Services	7,144	-	-	-	0.0%
704321-County Trustee Collection Fee	689	-	-	-	0.0%
704502-Postage	71	-	-	-	0.0%
709999-Budget - Services	-	500,000	500,000	-	0.0%
Services Total	110,025	500,000	500,000	-	0.0%
Materials & Supplies					
711110-Technology Accessories & Supplies	5,319	-	-	-	0.0%
714126-Other Materials & Supplies	3,950	-	-	-	0.0%
714147-Police Evidence Supplies	367	-	-	-	0.0%
714151-Police Supplies	8,608	-	-	-	0.0%
Materials & Supplies Total	18,244	-	-	-	0.0%
Travel Expense					
721201-Hotels	2,327	-	-	-	0.0%
721202-Meals	1,509	-	-	-	0.0%
721301-Registration Fees	1,125	-	-	-	0.0%
721302-Other Travel Expenses	20	-	-	-	0.0%
Travel Expense Total	4,981	-	-	-	0.0%
Capital Outlay					
772107-Other Equipment (Under 10000)	5,074	-	-	-	0.0%
772109-Office Furniture	7,623	-	-	-	0.0%
772110-Firearms & Body Armor	450	-	-	-	0.0%
Capital Outlay Total	13,146	-	-	-	0.0%
Other Expenses					
781301-Fees, Licenses, & Permits	119	-	-	-	0.0%
Other Expenses Total	119	-	-	-	0.0%
Operations Total	146,515	500,000	500,000	-	0.0%
H-Police Total	146,515	500,000	500,000	-	0.0%
2040 - Narcotics Fund Total	146,515	500,000	500,000	-	0.0%
2042 - Fed Asset Forfeitures - Narcotics					
H-Police					
Operations					
Services					
709999-Budget - Services	-	20,000	20,000	-	0.0%
Services Total	-	20,000	20,000	-	0.0%
Operations Total	-	20,000	20,000	-	0.0%
H-Police Total	-	20,000	20,000	-	0.0%
2042 - Fed Asset Forfeitures - Narcotics Total	-	20,000	20,000	-	0.0%

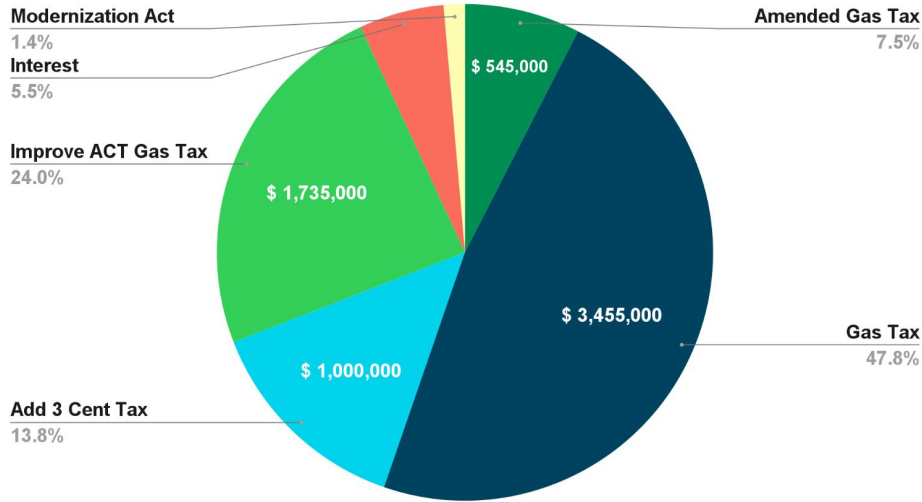


FY 2027 Budget

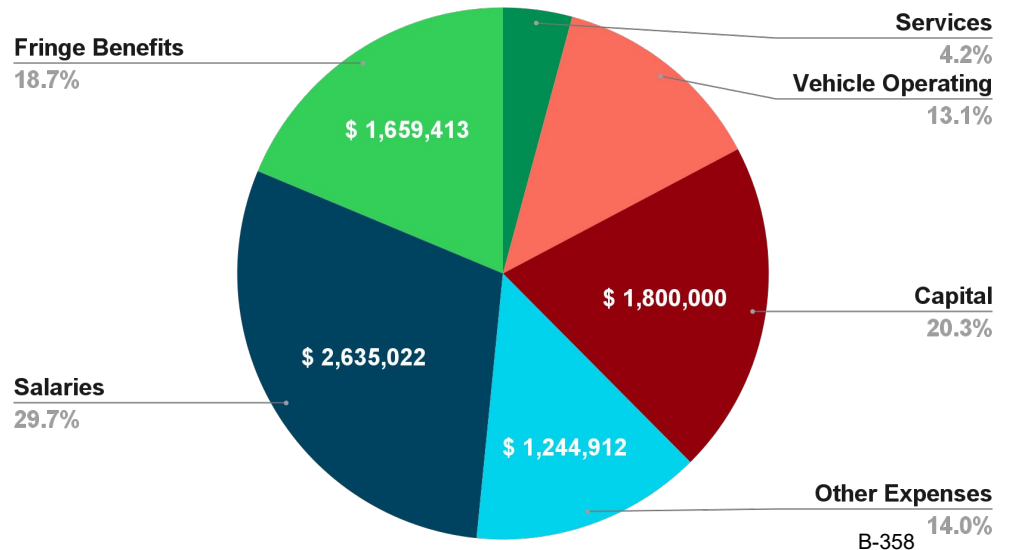
2050 – State Street Aid

Jerramy Wood – Administrator

FY27 Revenue and Expenses by Category



FY26 Budget	\$9,096,300
FY27 Proposed	\$8,870,000
Inc/(Dec)	\$ (226,300)
Change %	-2.49%



3 Year Account Summary & Highlight Analysis

Row Labels	Actual FY25	Budget FY26	Proposed FY27	Inc (Dec) Proposed vs. Budget	% Change
2050 - State Street Aid					
Personnel					
Salary and Wages	2,240,583	2,793,125	2,635,022	(158,103)	-5.66%
Fringe Benefits	1,203,162	1,703,547	1,659,413	(44,134)	-2.59%
Personnel Total	\$ 3,443,745	\$ 4,496,672	\$ 4,294,435	\$ (202,237)	-4.50%
Operations					
Services	269,604	307,601	372,549	64,948	21.11%
Materials & Supplies	914,206	906,579	1,128,898	222,319	24.52%
Travel Expense	683	6,000	7,700	1,700	28.33%
Vehicle Operating	1,114,132	1,054,272	1,158,104	103,832	9.85%
Insurance, Claims, and Damages	2,796	-	-	-	0.00%
Inventory Costs	202	-	-	-	0.00%
Capital Assets	903,726	-	-	-	0.00%
Capital Outlay	-	2,500	3,000	500	20.00%
Other Expenses	767	66,376	105,314	38,938	58.66%
Operations Total	\$ 3,206,116	\$ 2,343,328	\$ 2,775,565	\$ 432,237	18.45%
Transfers To					
Other Financing Uses	-	2,256,300	1,800,000	(456,300)	-20.22%
Transfers To Total	\$ -	\$ 2,256,300	\$ 1,800,000	\$ (456,300)	-20.22%
2050 - State Street Aid Total	\$ 6,649,861	\$ 9,096,300	\$ 8,870,000	\$ (226,300)	-2.49%

Recommended Decrease: \$ (226,300)

- **Salaries & Benefits \$ (202,237)**
 - Decrease in Budgeted Personnel due to attrition \$ (385,652)
 - Increase due to employee benefit selections
- **Operations \$432,237**
 - Increase in Asphalt \$129,938
 - Increase in Fleet Leased Vehicles \$76,182



Department of Public Works

FY27 Executive Summary

Description

The Department of Public Works encompasses a broad range of essential services, including engineering, solid waste & recycling, street maintenance & construction, fleet management, development review & permitting, stormwater management, urban forestry, and facilities management. This comprehensive scope of operations is crucial for maintaining and enhancing the city's infrastructure and environment.

Vision

We are professionals serving the citizens of Chattanooga with the utmost respect, humbled to be called upon in the greatest time of need. We shoulder the City's history to build a greater future. We remain dedicated and steadfast toward creating the best for this City and the citizens as One Team.

Mission

Provide inclusive quality of life that ensures the safety, health, and welfare for the citizens of Chattanooga. We are responsible for the City's infrastructure and maintain a clean environment for all to thrive. We are "One Team Building One Chattanooga!"

How We Budget

Public Works submits five major budgets, each with separate revenue sources and dedicated responsibilities:

- Our **General Fund** budget, funded by property and sales tax revenue, is responsible for waste pickup, development review & permitting, construction & transportation engineering, right-of-way maintenance, facilities maintenance, code enforcement, & more.
- The **Stormwater** budget, funded by stormwater fees, is responsible for maintaining stormwater pipes and ditches, as well as the quality of our waterways.
- The **State Street Aid** budget, supported by state gas taxes, funds our roadway repair and paving crews.
- The **Solid Waste** budget, funded by landfill tipping fees, manages the City's landfills, wood recycling center, and household hazardous waste disposal.
- The **Fleet** budgets, funded by payments from other departments, maintains the City's fueling stations, maintenance garages, and vehicle replacement program.

Department-wide Trends

Costs are Rising

Inflationary pressure grows on Public Works every year. With additional tax dollars mostly redirected towards cost-of-living raises, Public Works must find ways to find ways to absorb increased costs like:

- Last year, we paid **\$404,824** for a diesel garbage truck, which cost us **\$275,392** in 2019.
- We paid **\$87/ton** for asphalt in 2025, up from **\$70/ton** in 2022.
- The cost of maintaining the City's Fleet rose from **\$7,930,586** in parts & labor in FY22 to **\$11,405,908** in FY25.

Expectations are Rising

- A growing city generates more **garbage**. We paid for the collection and disposal of **66,270 tons** of garbage in FY25, up from **61,243 tons** in FY22.
- Chattanoogaans want to live in a clean and safe city. Public Works is regularly asked to step up our **litter collection and code enforcement** with a smaller labor force than we had a decade ago.
- The City has continued to improve traffic flow by adding **additional signals** and more sophisticated software, with the same number of technicians for maintenance.

Public Works Becomes More Efficient

- We're investing in **new technologies** that allow us to inspect road conditions and recycling contamination via artificial intelligence, radically increasing our capacity in those areas.
- Public Works is **in-sourcing more services**: construction inspections, engineering design, and financial planning, which saves on consultant costs.
- We're leveraging our scale and engaging in more **equipment-sharing** across the department. Divisions can more often borrow equipment from each other, rather than rent or buy a new piece of equipment that they only use occasionally.

How our Divisions are funded:



ENGINEERING



LAND DEV OFFICE



CITYWIDE SERVICES



SOLID WASTE



FLEET



Budget Overview - State Street Aid

The State Street Aid fund is fueled entirely by allocations from the State's gas tax formula. Funds are restricted for the construction and repair of City streets, lights, signs, and traffic signals. Public Works currently has 60 authorized positions through State Street Aid, who perform most of our in-house paving and road repairs.

The State Street Aid budget for the Public Works Department is critical to Chattanooga's strategy to maintain and enhance the city's transportation infrastructure. This funding supports essential services, infrastructure improvements, and operational needs that directly impact the quality of life for residents and the city's economic vitality.

Highlights

Support of New Road Repair Crew

In FY26, we added an additional roadway repair crew to perform more road repairs in-house. This crew also gives us the ability to pave more small neighborhood streets, which we previously contracted out. To support this crew and account for rising costs, we've increased our annual asphalt budget to \$500,000.

Transfer to Paving Capital

We're continuing to draw \$1m/year from the balance of the State Street Aid fund to support the City's paving goals in major paving projects.

Signals Maintenance Equipment

We're drawing an additional \$800k from State Street Aid to purchase two additional bucket trucks for the requested Signal Technicians positions in the General Fund budget. This will also allow us to purchase signal poles and cabinets to replace those damaged by vehicles or storms.



City of Chattanooga
Proposed Budget - Other Funds
Fiscal Year 2027

2050 - State Street Aid	Actual FY25	Budget FY26	Proposed Budget FY27	Inc (Dec) Proposed vs. Budget	% change
Revenues					
522202-State Shared Ops St Aid 1989 Amended Gas Tax	514,615	540,000	545,000	5,000	0.93%
522203-State Shared Ops Street Aid Gas Tax	3,283,383	3,425,000	3,455,000	30,000	0.88%
522204-State Shared Ops Street Aid Add 3 Cent Tax	950,233	1,000,000	1,000,000	-	0.00%
522205-State Shared Ops St Aid 2017 IMPROVE Act Gas Tax	1,653,838	1,725,000	1,735,000	10,000	0.58%
522215-State Shared Transportation Modernization Act Funds	82,500	100,000	100,000	-	0.00%
551101-Interest Earned Non-cap Proj Fds	626,906	50,000	400,000	350,000	700.00%
801205-Transfer from State Street Aid	-	-	-	-	0.00%
Total Revenues	7,111,475	6,840,000	7,235,000	395,000	5.77%
Expenditures					
Operations	6,649,861	6,840,000	7,070,000	230,000	3.36%
Transfer to Public Works Capital	1,000,000	1,000,000	1,800,000	800,000	80.00%
Total Expenditures	7,649,861	7,840,000	8,870,000	1,030,000	13.14%
Estimated Incr(Decr) in Fund Balance	(538,386)	(1,000,000)	(1,635,000)		
Beginning Fund Balance July 1	7,572,740	7,034,354	6,034,354		
Ending Fund Balance June 30	7,034,354	6,034,354	4,399,354		
Ending Fund Balance as a % of Total Appropriations	91.95%	76.97%	49.60%		



City of Chattanooga
Operational Budget
Fiscal Year 2027

Row Labels	Actual FY25	Budget FY26	Proposed FY27	Inc (Dec)	
				Proposed vs. Budget	% Change
2050 - State Street Aid					
 K-Public Works					
CC_K00801 - SSA Street Maint	6,377,140	8,933,400	8,725,000	(208,400)	-2.3%
CC_K00802 - SSA Snow & Ice Removal	272,721	162,900	145,000	(17,900)	-11.0%
 K-Public Works Total	6,649,861	9,096,300	8,870,000	(226,300)	-2.5%
2050 - State Street Aid Total	6,649,861	9,096,300	8,870,000	(226,300)	-2.5%



City of Chattanooga
Operational Budget
Fiscal Year 2027

Row Labels	Actual FY25	Budget FY26	Proposed FY27	Inc (Dec) Proposed vs. Budget	% Change
2050 - State Street Aid					
K-Public Works					
Personnel					
Salary and Wages	2,240,583	2,793,125	2,635,022	(158,103)	-5.7%
Fringe Benefits	1,203,162	1,703,547	1,659,413	(44,134)	-2.6%
Personnel Total	3,443,745	4,496,672	4,294,435	(202,237)	-4.5%
Operations					
Services	269,604	307,601	372,549	64,948	21.1%
Materials & Supplies	914,206	906,579	1,128,898	222,319	24.5%
Travel Expense	683	6,000	7,700	1,700	28.3%
Vehicle Operating	1,114,132	1,054,272	1,158,104	103,832	9.8%
Insurance, Claims, and Damages	2,796	-	-	-	0.0%
Inventory Costs	202	-	-	-	0.0%
Capital Assets	903,726	-	-	-	0.0%
Capital Outlay	-	2,500	3,000	500	20.0%
Other Expenses	767	66,376	105,314	38,938	58.7%
Operations Total	3,206,115	2,343,328	2,775,565	432,237	18.4%
Transfers To					
Other Financing Uses	-	2,256,300	1,800,000	(456,300)	-20.2%
Transfers To Total	-	2,256,300	1,800,000	(456,300)	-20.2%
K-Public Works Total	6,649,861	9,096,300	8,870,000	(226,300)	-2.5%
2050 - State Street Aid Total	6,649,861	9,096,300	8,870,000	(226,300)	-2.5%



City of Chattanooga
Operational Budget
Fiscal Year 2027

Row Labels	Actual FY25	Budget FY26	Proposed FY27	Inc (Dec)	
				Proposed vs. Budget	% Change
2050 - State Street Aid					
K-Public Works					
Personnel					
Salary and Wages					
601101-Regular Employees	1,907,346	2,392,797	2,780,059	387,262	16.2%
601105-Injured On Duty Pay	3,904	-	-	-	0.0%
601199-Budget - Attrition (Salary)	-	-	(234,467)	(234,467)	0.0%
601201-Overtime	50,163	30,000	61,500	31,500	105.0%
601202-Compensatory Time	5,562	-	-	-	0.0%
602105-Cellphone Allowance	5,380	4,800	5,280	480	10.0%
602301-Personal Leave	234,977	341,828	-	(341,828)	-100.0%
602303-Final Leave Payout	7,630	-	-	-	0.0%
602304-Longevity	21,750	23,700	22,650	(1,050)	-4.4%
602306-Call Back Pay	466	-	-	-	0.0%
602307-On Call Pay	280	-	-	-	0.0%
602308-Bereavement Pay	3,125	-	-	-	0.0%
602309-Holiday Pay	0	-	-	-	0.0%
Salary and Wages Total	2,240,583	2,793,125	2,635,022	(158,103)	-5.7%
Fringe Benefits					
611101-FICA (OASDI)	131,312	171,016	173,769	2,753	1.6%
611102-Medicare	30,710	39,993	40,644	651	1.6%
611199-Budget - Attrition (Benefits)	-	-	(151,185)	(151,185)	0.0%
611201-General Pension	465,743	577,593	586,891	9,298	1.6%
611206-Other Post-employment Benefits (Civilian)	75,419	100,121	170,683	70,562	70.5%
611301-Hospitalization	354,196	615,612	624,806	9,194	1.5%
611302-Life Insurance Benefit	1,994	2,758	2,800	42	1.5%
611303-Long-Term Disability	3,880	12,059	6,124	(5,935)	-49.2%
611304-Health Savings Accounts	62,208	80,067	97,919	17,852	22.3%
611402-Employee Health Savings Acct	115	-	270	270	0.0%
611403-On-site Medical Program	72,136	97,128	99,492	2,364	2.4%
611404-On-site Facility	5,450	7,200	7,200	-	0.0%
Fringe Benefits Total	1,203,162	1,703,547	1,659,413	(44,134)	-2.6%
Personnel Total	3,443,745	4,496,672	4,294,435	(202,237)	-4.5%
Operations					
Services					
701208-On-the-Job Injury Claims	15,543	-	-	-	0.0%
702101-Carpentry	-	788	-	(788)	-100.0%
702102-Electrical	-	6,400	-	(6,400)	-100.0%
702104-Masonry	1,226	3,000	-	(3,000)	-100.0%
702204-Contracted Repair Service	168,971	200,000	272,000	72,000	36.0%
702207-Maintenance Services	1,994	1,000	1,200	200	20.0%
702208-Fire Prevention Measures	325	-	500	500	0.0%
702220-Major Repair	-	2,000	2,200	200	10.0%
702227-IT Maintenance - Support Maintenance	-	1,000	1,200	200	20.0%
703101-Electricity	-	2,500	2,500	-	0.0%
703206-Air Cards	2,447	3,500	4,000	500	14.3%
703207-Digital Connectivity	34,715	36,000	37,800	1,800	5.0%
704104-Equipment Rental	1,112	1,000	1,200	200	20.0%
704210-Printing	1,094	2,700	2,700	-	0.0%
704306-Dues	-	300	300	-	0.0%
704329-Radio Maintenance	37,563	37,563	37,949	386	1.0%
704333-Flowmeter and Rain Gauge Services	-	1,350	-	(1,350)	-100.0%

City of Chattanooga
Operational Budget
Fiscal Year 2027

Row Labels	Actual FY25	Budget FY26	Proposed FY27	Inc (Dec)	
				Proposed vs. Budget	% Change
704407-Wireless Data Communication	-	5,000	5,000	-	0.0%
704601-Local Registration Fees	-	1,000	1,000	-	0.0%
704602-Training Costs	4,614	2,500	3,000	500	20.0%
Services Total	269,604	307,601	372,549	64,948	21.1%
Materials & Supplies					
711104-Forms & Printed Material	32	200	250	50	25.0%
711109-Office Supplies & Stationery	740	600	650	50	8.3%
711110-Technology Accessories & Supplies	20	250	275	25	10.0%
712101-Asphalt and Asphalt Filler	362,458	331,324	461,262	129,938	39.2%
712102-Brick & Concrete Blocks	735	5,000	5,000	-	0.0%
712103-Cement, Lime, & Plaster	140,484	75,000	75,000	-	0.0%
712104-Concrete, Clay Pipe, & Fittings	10,859	136,000	138,000	2,000	1.5%
712105-Gravel, Sand, Stone, Chert, Salt	294,650	265,605	280,000	14,395	5.4%
712107-Lumber & Wood Products	4,334	12,000	12,000	-	0.0%
712108-Other Constr & Bldg Materials	-	2,000	2,000	-	0.0%
712109-Paint	1,813	1,500	2,000	500	33.3%
713109-Repair Parts	25,194	20,000	85,000	65,000	325.0%
713117-Hose & Fittings	355	-	-	-	0.0%
713201-Chemicals & Lab Supplies	4,730	-	5,000	5,000	0.0%
714106-Cleaning Supplies	396	-	500	500	0.0%
714107-Clothing	8,101	10,000	12,000	2,000	20.0%
714117-Food & Ice	2,139	-	550	550	0.0%
714120-Hardware, Nails, Small Tools	29,697	25,000	25,000	-	0.0%
714125-Oil & Lubricants	224	200	200	-	0.0%
714129-Safety Equipment	10,828	7,500	9,811	2,311	30.8%
714130-Safety Shoes	12,487	10,000	10,000	-	0.0%
714131-Seeds, Trees, Plants, Hort Supplies	540	-	-	-	0.0%
714136-Dirt mix, Mulch, Topsoil	3,388	4,000	4,000	-	0.0%
714144-Batteries	-	400	400	-	0.0%
Materials & Supplies Total	914,206	906,579	1,128,898	222,319	24.5%
Travel Expense					
721101-Out-of-town Mileage	-	500	500	-	0.0%
721201-Hotels	-	3,000	3,200	200	6.7%
721202-Meals	-	1,000	2,000	1,000	100.0%
721301-Registration Fees	683	1,500	2,000	500	33.3%
Travel Expense Total	683	6,000	7,700	1,700	28.3%
Vehicle Operating					
731101-Diesel Fuel	102,133	120,000	120,000	-	0.0%
731102-Gasoline	33,286	40,000	40,000	-	0.0%
731201-Contracted Vehicle Repair	-	1,000	1,000	-	0.0%
731203-Vehicle Labor	297,397	264,000	279,400	15,400	5.8%
731204-Vehicle Parts & Supplies	243,851	260,900	273,150	12,250	4.7%
731301-Car Wash	2,389	400	400	-	0.0%
731401-Fleet Leased Vehicle	435,075	367,972	444,154	76,182	20.7%
Vehicle Operating Total	1,114,132	1,054,272	1,158,104	103,832	9.8%
Insurance, Claims, and Damages					
742402-Building & Content Insurance	2,796	-	-	-	0.0%
Insurance, Claims, and Damages Total	2,796	-	-	-	0.0%
Inventory Costs					
751407-Vehicle Parts	202	-	-	-	0.0%
Inventory Costs Total	202	-	-	-	0.0%
Capital Assets					
761204-Equipment Purchase	903,726	-	-	-	0.0%

City of Chattanooga
Operational Budget
Fiscal Year 2027

Row Labels	Actual FY25	Budget FY26	Proposed FY27	Inc (Dec) Proposed vs. Budget	% Change
Capital Assets Total	903,726	-	-	-	0.0%
Capital Outlay					
772112-Computer equipment under 10000	-	2,500	3,000	500	20.0%
Capital Outlay Total	-	2,500	3,000	500	20.0%
Other Expenses					
781106-Risk Mgmt Allocated Costs	-	62,976	101,714	38,738	61.5%
781301-Fees, Licenses, & Permits	-	2,300	2,300	-	0.0%
782201-Awards	347	600	700	100	16.7%
782204-Safety Incentive Awards	420	500	600	100	20.0%
Other Expenses Total	767	66,376	105,314	38,938	58.7%
Operations Total	3,206,115	2,343,328	2,775,565	432,237	18.4%
Transfers To	-	2,256,300	1,800,000	(456,300)	-20.2%
K-Public Works Total	6,649,861	9,096,300	8,870,000	(226,300)	-2.5%
2050 - State Street Aid Total	6,649,861	9,096,300	8,870,000	(226,300)	-2.5%

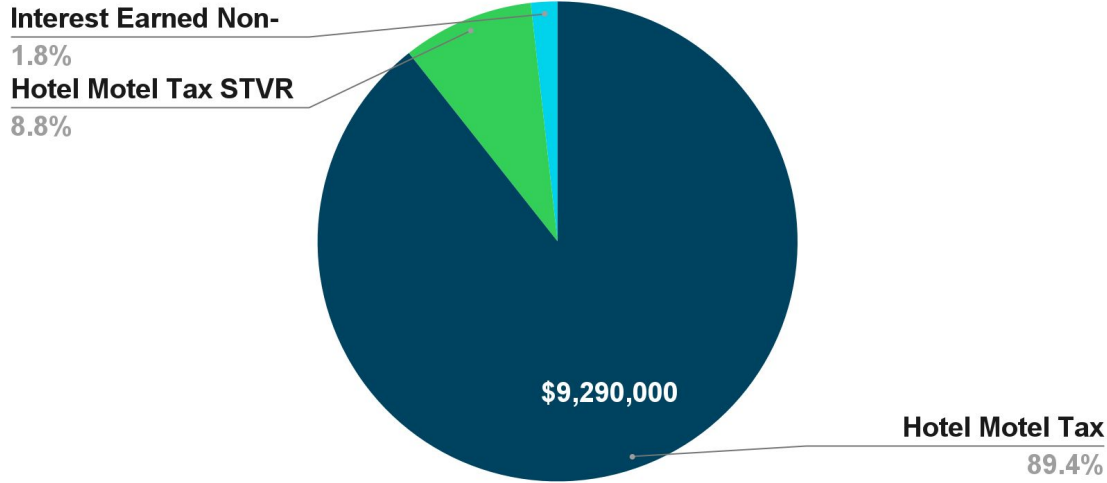


FY 2027 Budget

2070 – Hotel Motel Tax Fund

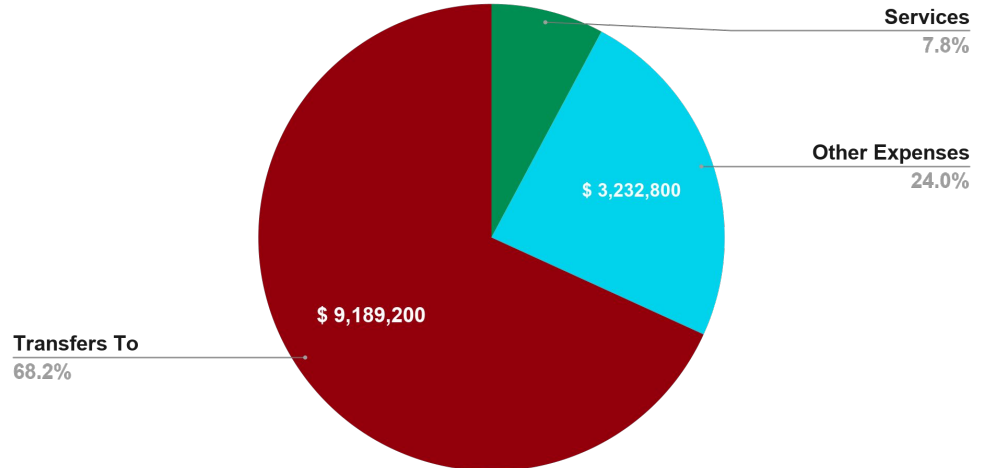
Weston Porter – Chief Financial Officer

FY27 Revenue and Expenses by Category



FY26 Budget	\$13,218,000
FY27 Proposed	\$13,476,000
Inc/(Dec)	258,000
Change %	1.95%

B-376



FY27 OTHER FUNDS - 2070 HOTEL MOTEL TAX FUND

3 Year Account Summary & Highlight Analysis

	Actual FY25	Budget FY26	Proposed FY27	Inc (Dec) Proposed vs. Budget	% Change
2070 - Hotel-Motel Tax Fund					
A-General Gov't & Agencies					
Operations					
Services	113,641	200,000	1,054,000	854,000	427.00%
Other Expenses	916,485	1,428,000	3,232,800	1,804,800	126.39%
Operations Total	\$ 1,030,126	\$ 1,628,000	\$ 4,286,800	\$ 2,658,800	163.32%
Transfers To					
Other Financing Uses	11,529,452	11,590,000	9,189,200	(2,400,800)	-20.71%
Transfers To Total	\$11,529,452	\$11,590,000	\$ 9,189,200	\$ (2,400,800)	-20.71%
2070 - Hotel-Motel Tax Fund Total	\$12,559,578	\$13,218,000	\$ 13,476,000	\$ 258,000	1.95%

Recommended Increase: \$ 258,000

- **Operations \$2,658,800**
 - o Increase in Contingency
 - o Increase in Appropriations
- **Transfers to Total \$ (2,400,800)**
 - o Decrease in Transfer to Capital



Hotel Motel

FY27 Executive Summary

Description

Hotel-Motel Occupancy Privilege Tax - The City of Chattanooga has the authority to levy a privilege tax on the occupancy of hotel/motel rooms by transients pursuant to T.C.A 67-4-1401 and City Code Sec. 11-199. The tax is set at the state maximum of 4% and may be used to encourage tourism. It is imposed on both hotels and Short Term Vacation Rental (STVR) properties.

Budget Overview

This tax is dedicated by bond covenant to pay debt service on the 21st Century Waterfront Plan (the redevelopment of the city riverfront) which had an original cost of \$120 million. The City funded \$55 million, with the balance jointly funded by the public and the private sectors.

Our code Sec. 11-199 provides that amounts necessary to cover debt obligations related to the 21st Century Waterfront must be designated before funds can be used for other purposes. The final payment on these bonds is February 2031.

Any remaining funds received from this tax are designated for the promotion of tourism and tourism development within the City of Chattanooga. These are defined by TCA as:

Tourism - attracting nonresidents to visit a particular municipality and encouraging those nonresidents to spend money in the municipality, which includes travel related to both leisure and business activities.

Tourism development - the acquisition and construction of, and financing and retirement of debt for, facilities related to tourism.

We currently use excess to fund any additional waterfront related capital costs.

Budget Highlights

- **Revenue 1.74% over FY26 Budget**
- **\$5.08M Transfer to Capital in FY27**



City of Chattanooga
Proposed Budget - Other Funds
Fiscal Year 2027

Hotel Motel	Actual FY25	Budget FY26	Proposed Budget FY27	Inc (Dec) Proposed vs. Budget	% Change
Revenues					
Occupancy Tax	9,065,694	9,005,000	9,290,000	285,000	3.16%
Short Term Vacation Rentals	1,035,557	1,002,000	920,000	(82,000)	-8.18%
Interest	456,591	211,000	186,000	(25,000)	-11.85%
Total Revenues	10,557,842	10,218,000	10,396,000	178,000	1.74%
Expenditures					
Public Works Capital Fund or related Waterfront Capital	3,500,000	7,500,000	-	(7,500,000)	-100.00%
Parks & Outdoors Capital Fund	3,800,000	-	5,030,000	5,030,000	0.00%
General Government Capital Fund	200,000	-	50,000	50,000	0.00%
Chattanooga Tourism . . . A.O.	750,000	1,050,000	2,200,000	1,150,000	109.52%
Chattanooga Tourism - FIFA Security. . . A.O.	-	-	600,000	600,000	0.00%
Chattanooga Hamilton County History Experience A.O.	-	-	250,000	250,000	0.00%
Contingency	-	-	850,000	850,000	0.00%
Hotel/Motel Collection Fee	113,641	200,000	204,000	4,000	2.00%
Debt Service	4,029,452	4,288,000	4,109,200	(178,800)	-4.17%
Hamilton County Collection Fee	166,484	180,000	182,800	2,800	1.56%
Total Expenditures	12,559,578	13,218,000	13,476,000	258,000	1.95%
Estimated Incr(Decr) in Fund Balance	(2,001,736)	(3,000,000)	(3,080,000)		
Beginning Fund Balance July 1	12,633,291	10,631,555	7,631,555		
Ending Fund Balance June 30	10,631,555	7,631,555	4,551,555		
Ending Fund Balance as a % of Total Revenue	100.70%	74.69%	43.78%		
Ending Fund Balance as a % of Total Appropriations	84.65%	57.74%	33.78%		



City of Chattanooga
Operational Budget
Fiscal Year 2027

Row Labels	Actual FY25	Budget FY26	Proposed FY27	Inc (Dec)	
				Proposed vs. Budget	% Change
2070 - Hotel-Motel Tax Fund					
A-General Gov't & Agencies					
CC_A74001 - Hotel Motel Tax	11,784,513	12,168,000	10,426,000	(1,742,000)	-14.3%
CC_A74003 - Hotel Motel Tax STVR {Short Term Vacation	25,065		-	-	0.0%
CC_A74004 - Hotel Motel Approp Chattanooga Tourism	750,000	1,050,000	2,800,000	1,750,000	166.7%
CC_A74005 - Chattanooga-Hamilton County History Exper	-	-	250,000	250,000	0.0%
A-General Gov't & Agencies Total	12,559,578	13,218,000	13,476,000	258,000	2.0%
2070 - Hotel-Motel Tax Fund Total	12,559,578	13,218,000	13,476,000	258,000	2.0%



City of Chattanooga
Operational Budget
Fiscal Year 2027

Row Labels	Actual FY25	Budget FY26	Proposed FY27	Inc (Dec)	
				Proposed vs. Budget	% Change
2070 - Hotel-Motel Tax Fund					
A-General Gov't & Agencies					
Operations					
Services	113,641	200,000	1,054,000	854,000	427.0%
Other Expenses	916,485	1,428,000	3,232,800	1,804,800	126.4%
Operations Total	1,030,126	1,628,000	4,286,800	2,658,800	163.3%
Transfers To					
Other Financing Uses	11,529,452	11,590,000	9,189,200	(2,400,800)	-20.7%
Transfers To Total	11,529,452	11,590,000	9,189,200	(2,400,800)	-20.7%
A-General Gov't & Agencies Total	12,559,578	13,218,000	13,476,000	258,000	2.0%
2070 - Hotel-Motel Tax Fund Total	12,559,578	13,218,000	13,476,000	258,000	2.0%



City of Chattanooga
Operational Budget
Fiscal Year 2027

Row Labels	Actual FY25	Budget FY26	Proposed FY27	Inc (Dec) Proposed vs. Budget	% Change
2070 - Hotel-Motel Tax Fund					
A-General Gov't & Agencies					
Operations					
Services					
704345-Hotelier 2% accounting fee TCA 67-4-1405(t	113,641	200,000	204,000	4,000	2.0%
709998-Budget - Contingency	-	-	850,000	850,000	0.0%
Services Total	113,641	200,000	1,054,000	854,000	427.0%
Other Expenses					
781307-Hamilton County Accounting Fee	166,485	180,000	182,800	2,800	1.6%
782211-Interest expense	-	198,000	-	(198,000)	-100.0%
784101-Appropriations	750,000	1,050,000	3,050,000	2,000,000	190.5%
Other Expenses Total	916,485	1,428,000	3,232,800	1,804,800	126.4%
Operations Total	1,030,126	1,628,000	4,286,800	2,658,800	163.3%
Transfers To					
Other Financing Uses					
811304-Transfer to Gen Gvmt Capital	200,000	7,500,000	50,000	(7,450,000)	-99.3%
811306-Transfer to Parks & Outdoors Capital	3,800,000	-	5,030,000	5,030,000	0.0%
811307-Transfer to Public Works Capital	3,500,000	-	-	-	0.0%
811601-Transfer to Debt Service	4,029,452	4,090,000	4,109,200	19,200	0.5%
Other Financing Uses Total	11,529,452	11,590,000	9,189,200	(2,400,800)	-20.7%
Transfers To Total	11,529,452	11,590,000	9,189,200	(2,400,800)	-20.7%
A-General Gov't & Agencies Total	12,559,578	13,218,000	13,476,000	258,000	2.0%
2070 - Hotel-Motel Tax Fund Total	12,559,578	13,218,000	13,476,000	258,000	2.0%

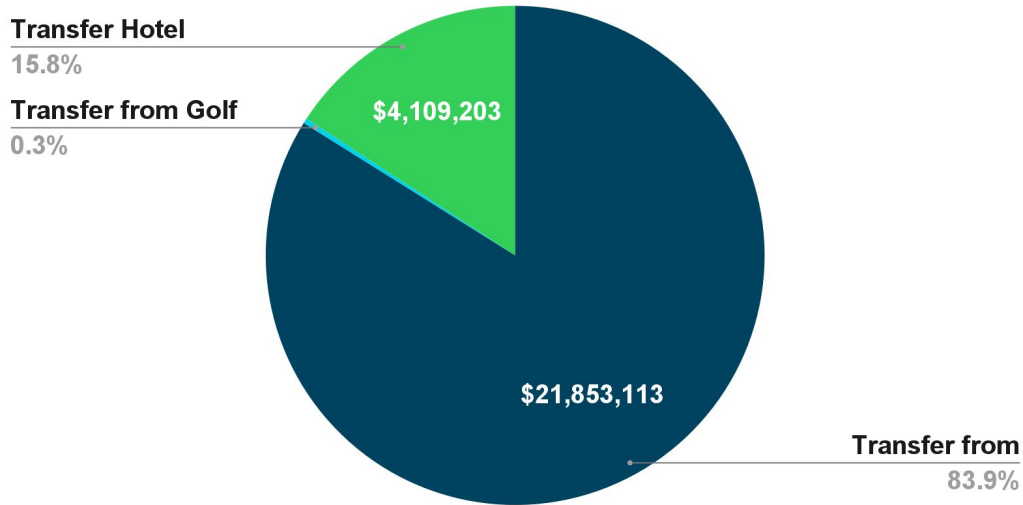


FY 2027 Budget

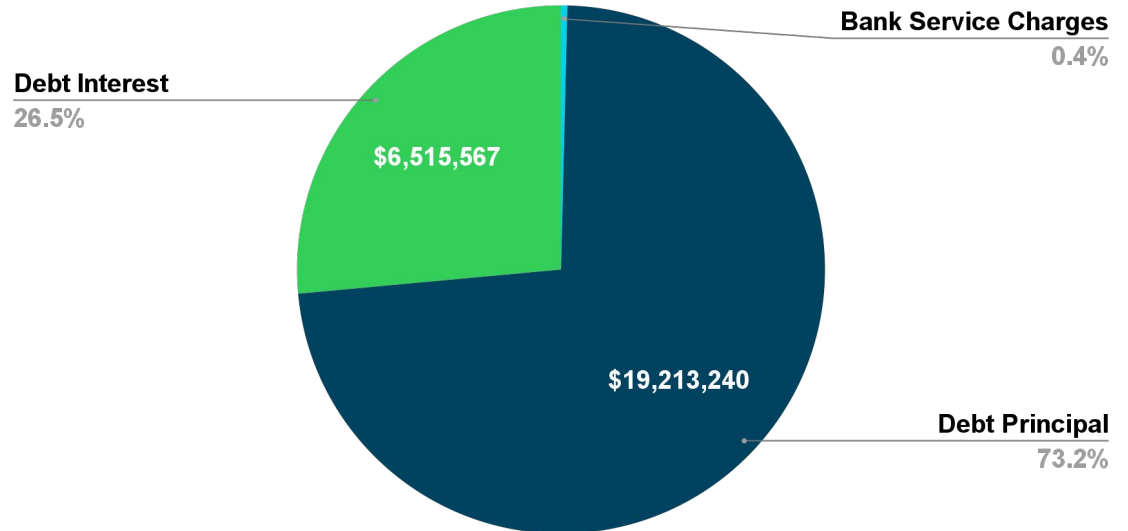
3100 – Debt Service

Weston Porter – Chief Financial Officer

FY27 Revenue and Expenses by Category



FY26 Budget	\$25,828,807
FY27 Proposed	\$26,047,882
Inc/(Dec)	\$219,075
Change %	0.85%



FY27 OTHER FUNDS - 3100 DEBT SERVICE

3 Year Account Summary & Highlight Analysis

	Actual FY25	Budget FY26	Proposed FY27	Inc (Dec) Proposed vs. Budget	% Change
3100 - Debt Service					
A-General Gov't & Agencies					
Operations					
Services	4,754	100,000	100,000	-	0.00%
Other Expenses	25,032,663	25,728,807	25,947,882	219,075	0.85%
Operations Total	\$25,037,417	\$25,828,807	\$ 26,047,882	\$ 219,075	0.85%
3100 - Debt Service Total	\$25,037,417	\$25,828,807	\$ 26,047,882	\$ 219,075	0.85%

Recommended increase: \$219,075

- **Operations \$219,075**
 - o Includes new debt service for bonds issued in FY26



Debt Services

FY26 Executive Summary

Description

The Debt Service fund was established to account for all principal and interest payments on the City's general long-term debt. This includes general obligation bonds, notes payable, and leases. The debt can be either direct indebtedness, in which case an operating transfer is made from the General Fund for the maturity payments, or it can be an indirect indebtedness, with the supporting fund transferring funds for the maturities. Enterprise funds are not a part of this fund.

Budget Overview

The Debt Service Fund is funded from General Fund, Hotel/Motel Fund, and Golf Course Fund.



City of Chattanooga
Proposed Budget - Other Funds
Fiscal Year 2027

Debt Service	Actual FY25	Budget FY26	Proposed Budget FY27	Inc (Dec) Proposed vs. Budget	% Change
Revenues					
General Fund	21,366,399	21,653,113	21,852,113	199,000	0.92%
Hotel/Motel Tax	4,029,452	4,090,128	4,110,203	20,075	0.49%
Other Sources (Golf Course)	85,566	85,566	85,566	-	0.00%
Total Revenues	25,481,417	25,828,807	26,047,882	219,075	0.85%
Expenditures					
Principal	18,615,944	19,213,240	19,055,494	(157,746)	-0.82%
Interest	6,416,719	6,515,567	6,892,388	376,821	5.78%
Bank Service Charges	4,754	100,000	100,000	-	0.00%
Total Expenditures	25,037,417	25,828,807	26,047,882	219,075	0.85%
Estimated Incr(Decr) in Fund Balance	444,000	-	-		
Beginning Fund Balance July 1	3,687,491	4,131,491	4,131,491		
Ending Fund Balance June 30	4,131,491	4,131,491	4,131,491		
Ending Fund Balance as a % of Total Revenue	16.21%	16.00%	15.86%		
Ending Fund Balance as a % of Total Appropriations	16.50%	16.00%	15.86%		



City of Chattanooga
Operational Budget
Fiscal Year 2027

Row Labels	Actual FY25	Budget FY26	Proposed FY27	Inc (Dec)	
				Proposed vs. Budget	% Change
3100 - Debt Service					
A-General Gov't & Agencies					
CC_A50001 - Debt Serv General	-	1,100,000	1,027,333	(72,667)	-6.6%
CC_A50032 - Debt Serv 2013 Gen Obligation Bonds	1,533,291	1,492,747	1,441,000	(51,747)	-3.5%
CC_A50033 - Debt Serv 2013 Hotel Motel Tax Bonds	588,460	572,890	550,000	(22,890)	-4.0%
CC_A50034 - Debt Serv 2014A Gen Obligation Refunding	760,198	730,918	704,373	(26,545)	-3.6%
CC_A50035 - Debt Serv 2014A Hotel Motel Tax Refunding	218,296	209,888	203,103	(6,785)	-3.2%
CC_A50038 - Debt Serv 2015 General Obligation	2,496,305	2,397,000	2,303,000	(94,000)	-3.9%
CC_A50039 - Debt Serv 2015 Refunding	2,930,335	2,501,975	2,401,475	(100,500)	-4.0%
CC_A50041 - Debt Serv 2017A General Obligation	736,200	708,500	681,250	(27,250)	-3.8%
CC_A50042 - Debt Serv 2017B GO Refunding	2,437,368	2,446,500	-	(2,446,500)	-100.0%
CC_A50045 - Debt Serv 2019A General Obligation	1,961,878	1,894,036	1,826,872	(67,164)	-3.5%
CC_A50046 - Debt Serv 2019B General Obligation Refund	130,499	415,350	406,100	(9,250)	-2.2%
CC_A50047 - Debt Serv 2019B Hotel Motel Tax Refunding	431,396	465,850	464,100	(1,750)	-0.4%
CC_A50048 - Debt Serv 2021A General Obligation	1,712,325	1,649,625	1,587,375	(62,250)	-3.8%
CC_A50049 - Debt Serv 2021B General Obligation Refund	2,145,525	2,094,750	2,037,250	(57,500)	-2.7%
CC_A50050 - Debt Serv 2021B Hotel Motel Tax Refunding	2,791,300	2,840,500	2,891,000	50,500	1.8%
CC_A50051 - Debt Serv 2022 Golf Cart Capital Lease	85,566	85,566	85,566	-	0.0%
CC_A50052 - Debt Serv 2023 General Obligation	4,078,475	4,222,712	4,074,663	(148,049)	-3.5%
CC_A50053 - Debt Serv 2026 General Obligation	-	-	3,363,422	3,363,422	0.0%
A-General Gov't & Agencies Total	25,037,417	25,828,807	26,047,882	219,075	0.8%
3100 - Debt Service Total	25,037,417	25,828,807	26,047,882	219,075	0.8%



City of Chattanooga
Operational Budget
Fiscal Year 2027

Row Labels	Actual FY25	Budget FY26	Proposed FY27	Inc (Dec)	
				Proposed vs. Budget	% Change
3100 - Debt Service					
A-General Gov't & Agencies					
Operations					
Services	4,754	100,000	100,000	-	0.0%
Other Expenses	25,032,663	25,728,807	25,947,882	219,075	0.9%
Operations Total	25,037,417	25,828,807	26,047,882	219,075	0.8%
A-General Gov't & Agencies Total	25,037,417	25,828,807	26,047,882	219,075	0.8%
3100 - Debt Service Total	25,037,417	25,828,807	26,047,882	219,075	0.8%



City of Chattanooga
Operational Budget
Fiscal Year 2027

Row Labels	Actual FY25	Budget FY26	Proposed FY27	Inc (Dec)	
				Proposed vs. Budget	% Change
3100 - Debt Service					
A-General Gov't & Agencies					
Operations					
Services					
704702-Bank Service Charges	4,754	100,000	100,000	-	0.0%
Services Total	4,754	100,000	100,000	-	0.0%
Other Expenses					
783101-Debt Principal Payments	18,615,944	19,213,240	19,055,494	(157,746)	-0.8%
783151-Debt Interest Payments	6,416,719	6,515,567	6,892,388	376,821	5.8%
Other Expenses Total	25,032,663	25,728,807	25,947,882	219,075	0.9%
Operations Total	25,037,417	25,828,807	26,047,882	219,075	0.8%
A-General Gov't & Agencies Total	25,037,417	25,828,807	26,047,882	219,075	0.8%
3100 - Debt Service Total	25,037,417	25,828,807	26,047,882	219,075	0.8%

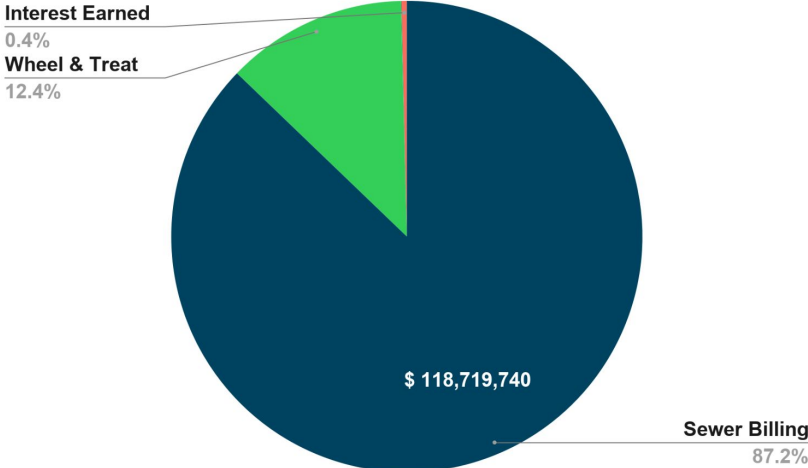


FY 2027 Budget

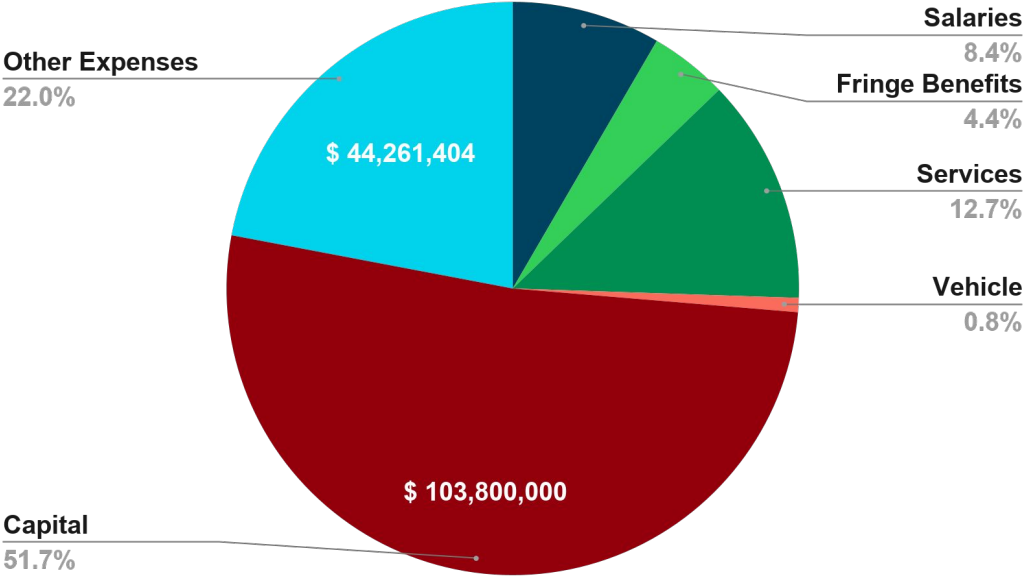
6010 – Wastewater (ISS)

Mark Heinzer – Administrator

FY27 Revenue and Expenses by Category



FY 26 Budget	\$151,769,593
FY 27 Proposed	\$200,956,344
Inc/(Dec)	\$49,186,751
Change %	32.41%



3 Year Account Summary & Highlight Analysis

	Actual FY25	Budget FY26	Proposed FY27	Inc (Dec) Proposed vs. Budget	% Change
6010 - Interceptor Sewer Operations					
Personnel					
Salary and Wages	12,065,277	16,603,159	16,877,992	274,833	1.66%
Fringe Benefits	5,960,598	7,876,524	8,867,968	991,444	12.59%
Personnel Total	18,025,875	24,479,683	25,745,960	1,266,277	5.17%
Operations					
Services	25,311,005	26,373,822	25,540,867	(832,955)	-3.16%
Materials & Supplies	15,481,417	14,831,075	15,047,898	216,823	1.46%
Travel Expense	96,977	146,000	196,674	50,674	34.71%
Vehicle Operating	1,344,205	1,411,534	1,608,113	196,579	13.93%
Insurance, Claims, and Damages	861,468	200,000	20,000	(180,000)	-90.00%
Inventory Costs	1,214,108	-	-	-	0.00%
Capital Assets	4,716,278	6,155,100	815,397	(5,339,703)	-86.75%
Capital Outlay	2,059,808	194,625	6,239,025	6,044,400	3105.66%
Other Expenses	18,646,582	18,877,754	21,942,410	3,064,656	16.23%
Operations Total	69,731,848	68,189,910	71,410,384	3,220,474	4.72%
Transfers To					
Transfer to Sewer Capital	61,593,842	2,000,000	61,800,000	59,800,000	2990.00%
Transfer to Sewer Consent Decree	1,217,968	57,100,000	42,000,000	(15,100,000)	-26.44%
Transfers To Total	62,811,810	59,100,000	103,800,000	44,700,000	75.63%
6010 - Interceptor Sewer Operations 150,569,533 151,769,593 200,956,344 49,186,751 32.41%					

Recommended increase: \$49,186,751

- **Salaries & Benefits \$1,266,277**
 - Increase in positions:
 - 7 in Administration
 - 6 in Plant Maintenance
 - 4 in Sewer Operations
- **Operations & Transfers \$47,920,474**
 - Increase of \$44,000,000 to Class A Power project
 - Increase for the start of repayment of WIFIA loan \$2,601,010



City of Chattanooga Wastewater Department

FY27 Executive Summary

Description

The Wastewater Department is responsible for the operation and maintenance of the interceptor sewer system of Chattanooga, as well as the regional wastewater treatment plant known as the Moccasin Bend Environmental Campus.

The interceptor sewer system encompasses approximately 1,296 miles of sewer gravity mains, 56 miles of sewer pressurized mains, 78 sewage pumping stations, approximately 171 residential/grinder stations, 8 combined sewer overflow (CSO) treatment facilities, 1 combined sewer overflow storage facility and 1 major regional wastewater treatment plant (Moccasin Bend).

The City's Interceptor Sewer System serves the City and a surrounding metropolitan area which together have a population of approximately 420,000, encompassing about 200 square miles. In addition to the City, the system serves the following areas: City of Collegedale, Tennessee; part of Hixson Utility District service area in Hamilton County, Tennessee; City of Red Bank, Tennessee; City of East Ridge, Tennessee; City of Soddy Daisy, Tennessee; City of Rossville, Georgia; City of Fort Oglethorpe, Georgia; Town of Lookout Mountain, Tennessee; Lookout Mountain, Georgia and portions of Walker County and Catoosa County, Georgia.

Vision

As experts in the wastewater industry, we will continue to lead in sustainable wastewater and energy management best practices. Our commitment to continuous improvement will bolster a reputation of excellence on environmental compliance, fiscal responsibility, and safety amongst our teammates and throughout the community.

Mission

Provide effective and reliable wastewater services through expertise and trusted professionalism. We are dedicated to expanding a healthy, moral, and safe environment for our customers and teammates.

Trends

- Potential regulatory developments with regulations on emerging contaminants and nutrient discharge.
- Inflation and rising construction costs
- Changes in historical rainfall patterns affecting system revenues
- Impact of decentralized treatment in new developments

Budget Overview

Our operating budget was developed collaboratively through individual meetings with each division and team within Wastewater. Our capital budget was developed in cooperation with Jacobs Engineering as our Consent Decree program manager.

Budget Highlights

- **\$2.6M - New WIFIA loan repayment**
- **\$44M - Class A Power Project**
- **New Energy Program Project (5 New Positions)**
- **Consolidation of the Sewer Maintenance and Inflow and Infiltration Division to make a new Collections System division.**

Position Requests

Wastewater is adding a total of 17 positions

- **Administration**
 - **Senior Wastewater Director**
 - **Engineering Coordinator**
 - **Senior Engineer (2)**
 - **Engineering Technician**
 - **Energy Program Manager**
 - **Fiscal Analyst 2**
- **Plant Maintenance**
 - **2 - Industrial Maint Mechanic Apprentice)**
 - **2 - Crew Worker**
 - **Asset Mgmt System Coord**
 - **PLC Engineer (Programmer Logic Controller)**
- **Operations**
 - **Crew Worker**
 - **Truck Driver**
 - **Assistance Director of Operations**
- **Environmental Compliance (Pretreatment)**
 - **Environmental Compliance Specialist 2**

Future Challenges and Opportunities

- Employee retention
- The economic disposal of biosolids
 - Risks related to both quality and quantity
 - Beneficial use of biogas byproduct
- Significant capital cost increases
- Office space
- Cyber security
- Campus physical security

City of Chattanooga
Proposed Budget - Other Funds
Fiscal Year 2027

6010 - Wastewater (ISS)	Actual FY25	Budget FY26	Proposed Budget FY27	Inc (Dec) Proposed vs. Budget	% change
Revenues					
532102-Property Rental Revenue	2,640	2,640	2,640	-	0.00%
536108-Returned Check Fee	17,000	-	-	-	0.00%
536115-Misc Sewer Revenue	39,314	-	-	-	0.00%
537401-Sewer Surcharges	2,982,725	2,685,750	2,820,000	134,250	5.00%
537501-Sewer Service Charges	13,572,288	12,534,500	13,150,000	615,500	4.91%
537502-Garbage Grinder Fees	119,085	130,685	124,740	(5,945)	-4.55%
537503-Septic Tank Pump Charges	820,238	835,850	700,000	(135,850)	-16.25%
537504-ENCO Sewer Billing	79,729,559	84,992,200	88,900,000	3,907,800	4.60%
537505-Hixson Sewer Billing	11,325,478	11,650,000	12,200,000	550,000	4.72%
537506-Eastside Sewer Billing	600,195	670,950	825,000	154,050	22.96%
537507-City Sewer Billing	1,322	-	-	-	0.00%
537598-Penalties for Delinquent Sewer Service Charges	1,555,526	-	-	-	0.00%
537601-Wheel & Treat Ham Co Wastewater	4,092,493	3,372,750	3,545,000	172,250	5.11%
537602-Wheel & Treat Lookout Mtn, TN	381,165	199,950	306,200	106,250	53.14%
537603-Wheel & Treat Lookout Mtn, GA	165,204	170,000	197,600	27,600	16.24%
537604-Wheel & Treat Walker County	2,448,724	1,470,213	1,800,000	329,787	22.43%
537605-Wheel & Treat Collegedale	1,118,440	1,184,000	1,350,000	166,000	14.02%
537606-Wheel & Treat Soddy Daisy	566,113	505,000	505,000	-	0.00%
537607-Wheel & Treat East Ridge	3,613,700	2,317,902	3,450,000	1,132,098	48.84%
537608-Wheel & Treat Windstone	64,985	71,500	72,500	1,000	1.40%
537609-Wheel & Treat Rossville	901,780	636,500	750,000	113,500	17.83%
537610-Wheel & Treat Red Bank	1,637,168	1,087,500	1,300,000	212,500	19.54%
537611-Wheel & Treat NW Georgia	3,043,553	1,877,725	2,500,000	622,275	33.14%
537612-Wheel & Treat Catoosa-Ringgold	1,010,909	1,065,000	1,100,000	35,000	3.29%
537613-Wheel & Treat Dade County	27,436	28,425	32,000	3,575	12.58%
537701-Sewer Tap Fees	8,580	7,500	7,500	-	0.00%
537703-Sewer Industrial User Permits	39,500	40,000	40,000	-	0.00%
537704-Sewer Industrial Violation Fines	11,500	-	-	-	0.00%
537706-Sewer Service Reconnection Fee	207,135	-	-	-	0.00%
538101-Bad Debt Expense	(697,484)	-	-	-	0.00%
551101-Interest Earned Non-cap Proj Fds	4,390,653	500,000	500,000	-	0.00%
561101-Sale of City Owned Property	22,000	-	-	-	0.00%
561103-Sale of Equipment	19,305	-	-	-	0.00%
561201-Sale of Surplus Equip & Scrap	20,732	-	-	-	0.00%
574102-Court Settlements	1,216,848	-	-	-	0.00%
576131-Inventory Adjustment	419,918	-	-	-	0.00%
537601-Wheel & Treat Ham Co Wastewater	7,042	-	-	-	0.00%
537601-Wheel & Treat Ham Co Wastewater	23,590	-	-	-	0.00%
802202-Notes Issued	1,239,239	-	-	-	0.00%
802202-Notes Issued	343,842	-	-	-	0.00%
802202-Notes Issued	-	-	-	-	0.00%
Total Revenues	137,109,439	128,036,540	136,178,180	8,141,640	6.36%
Expenditures					
Operations	89,319,533	92,669,593	97,156,344	4,486,751	4.84%
Transfer to Sewer Capital	61,250,000	59,100,000	103,800,000	44,700,000	75.63%
Total Expenditures	\$ 150,569,533	\$ 151,769,593	\$ 200,956,344	\$ 49,186,751	32.41%
Estimated Incr(Decr) in Fund Balance	(13,460,094)	(23,733,053)	(64,778,164)		
Beginning Fund Balance July 1	139,828,627	126,368,533	102,635,480		
Ending Fund Balance June 30	126,368,533	102,635,480	37,857,316		
Ending Fund Balance as a % of Total Appropriations	83.93%	67.63%	18.84%		



City of Chattanooga
Operational Budget
Fiscal Year 2027

Row Labels	Actual FY25	Budget FY26	Proposed FY27	Inc (Dec)	
				Proposed vs. Budget	% Change
6010 - Waste Water Operations					
K-Public Works					
CC_K30101 - ISS Admin	7,328,188	8,838,846	9,359,233	520,387	5.9%
CC_K30102 - ISS Laboratory	1,176,099	1,409,785	1,365,889	(43,896)	-3.1%
CC_K30103 - ISS Engineering	1,964,072	3,589,754	2,466,693	(1,123,061)	-31.3%
CC_K30104 - ISS Plant Maintenance	11,527,989	12,866,818	13,598,519	731,701	5.7%
CC_K30105 - ISS Sewer Maintenance	10,756,040	11,815,276	17,983,468	6,168,192	52.2%
CC_K30106 - ISS Liquid Handling	17,572,890	15,700,463	15,888,316	187,853	1.2%
CC_K30107 - ISS Inflow & Infiltration	2,240,324	5,230,294	-	(5,230,294)	-100.0%
CC_K30108 - ISS Safety & Training	330,447	464,337	456,643	(7,694)	-1.7%
CC_K30109 - ISS Pretreatment Monitoring	1,123,980	1,356,539	1,400,097	43,558	3.2%
CC_K30110 - ISS Solid Handling	4,924,576	5,037,402	5,218,814	181,412	3.6%
CC_K30111 - ISS Landfill Handling	3,595,176	5,000,400	5,000,400	-	0.0%
CC_K30113 - ISS Pump Station Operations	1,599,046	1,678,577	1,738,738	60,161	3.6%
CC_K30999 - ISS Contingency	2,435,210	2,000,000	2,000,000	-	0.0%
CC_K31101 - CSO Ross Landing	11,942	-	-	-	0.0%
CC_K31102 - CSO Carter Street	681	-	-	-	0.0%
CC_K31103 - CSO Central Avenue	70,635	-	-	-	0.0%
CC_K31104 - CSO Williams Street	26,787	-	-	-	0.0%
CC_K31105 - CSO Tremont Street	2,633	-	-	-	0.0%
CC_K31107 - CSO MLK	13,720	-	-	-	0.0%
CC_K31108 - CSO 19th Street	15,393	-	-	-	0.0%
CC_K31109 - CSO Warner Park	2,506	-	-	-	0.0%
CC_K31110 - CSO CSO Combined	411,009	1,149,250	649,250	(500,000)	-43.5%
CC_K31201 - Equalization Stat Hamm Rd	146,125	175,000	150,000	(25,000)	-14.3%
CC_K32101 - Pump Stat Mountain Creek	28,557	-	-	-	0.0%
CC_K32102 - Pump Stat Citico	325,696	-	-	-	0.0%
CC_K32103 - Pump Stat Friar Branch	168,234	-	-	-	0.0%
CC_K32104 - Pump Stat Hixson	107,523	-	-	-	0.0%
CC_K32105 - Pump Stat 19th Street	43,840	-	-	-	0.0%
CC_K32106 - Pump Stat Orchard Knob	24,812	-	-	-	0.0%
CC_K32107 - Pump Stat South Chickamauga	440,243	-	-	-	0.0%
CC_K32108 - Pump Stat Tiftonia	60,482	-	-	-	0.0%
CC_K32109 - Pump Stat 23rd Street	154,457	-	-	-	0.0%
CC_K32110 - Pump Stat Latta Street	6,924	-	-	-	0.0%
CC_K32112 - Pump Stat Murray Hills	20,689	-	-	-	0.0%
CC_K32113 - Pump Stat Highland Park	11,902	-	-	-	0.0%
CC_K32114 - Pump Stat Big Ridge	64,255	-	-	-	0.0%
CC_K32116 - Pump Stat VAAP	36,918	-	-	-	0.0%
CC_K32117 - Pump Stat Northwest Georgia	56,325	-	-	-	0.0%
CC_K32118 - Pump Stat Brainerd	18,088	-	-	-	0.0%
CC_K32119 - Pump Stat East Brainerd	87,477	-	-	-	0.0%
CC_K32120 - Pump Stat North Chattanooga	12,209	-	-	-	0.0%
CC_K32121 - Pump Stat South Chattanooga	3,987	-	-	-	0.0%
CC_K32122 - Pump Stat Ooltewah Collegedale	7,361	-	-	-	0.0%
CC_K32124 - Pump Stat Enterprise South	21,881	-	-	-	0.0%
CC_K32126 - Pump Stat Ringgold	1,863	-	-	-	0.0%
CC_K32131 - Pump Stat Winterview	348	-	-	-	0.0%
CC_K32133 - Pump Stat Big 8	666,780	1,188,400	1,868,900	680,500	57.3%
CC_K32134 - Pump Stat Pump Stations #2	1,325,670	1,633,150	1,635,950	2,800	0.2%
CC_K33107 - ISS Debt SRF Loan 2003 MB Plant	2,178,155	-	-	-	0.0%
CC_K33110 - ISS Debt SRF II Loan 2007	848,868	848,868	848,868	-	0.0%
CC_K33111 - ISS Debt SRF 2011 289	1,150,680	1,152,194	1,152,194	-	0.0%

City of Chattanooga
Operational Budget
Fiscal Year 2027

Row Labels	Actual FY25	Budget FY26	Proposed FY27	Inc (Dec)	
				Proposed vs. Budget	% Change
CC_K33112 - ISS Debt SRF V Loan 2013 318	3,749,040	3,752,944	3,752,944	-	0.0%
CC_K33113 - ISS Debt 2014A Sewer Refunding	129,159	124,220	119,763	(4,457)	-3.6%
CC_K33114 - ISS Debt SRF 2012 307	1,780,860	1,781,880	1,781,880	-	0.0%
CC_K33115 - ISS Debt SRF 2016 357	2,442,948	2,394,646	2,445,286	50,640	2.1%
CC_K33116 - ISS Debt SRF 2018 405	52,872	52,935	52,935	-	0.0%
CC_K33117 - ISS Debt SRF 2018 406	1,005,228	1,006,224	1,006,224	-	0.0%
CC_K33118 - ISS Debt SRF 2019 428	166,669	166,926	166,926	-	0.0%
CC_K33119 - ISS Debt SRF 2019 429	1,534,635	321,937	321,937	-	0.0%
CC_K33120 - ISS Debt SRF 2018 406 01	1,703,220	1,703,572	1,703,572	-	0.0%
CC_K33121 - ISS Debt SRF 2020 440	391,188	46,706	55,259	8,553	18.3%
CC_K33122 - ISS Debt SRF 2020 440 01	-	52,250	-	(52,250)	-100.0%
CC_K33123 - ISS Debt WIFIA Loan	-	-	2,601,010	2,601,010	0.0%
CC_K33124 - ISS Debt SRF 2023 478	-	130,000	366,636	236,636	182.0%
CC_K34101 - ISS Appropriation to Capital	61,250,000	59,100,000	103,800,000	44,700,000	75.6%
CC_K90005 - Inventory Moc Bend	1,214,020	-	-	-	0.0%
K-Public Works Total	150,569,533	151,769,593	200,956,344	49,186,751	32.4%
6010 - Waste Water Operations Total	150,569,533	151,769,593	200,956,344	49,186,751	32.4%

City of Chattanooga
Operational Budget
Fiscal Year 2027

Row Labels	Actual FY25	Budget FY26	Proposed FY27	Inc (Dec)	
				Proposed vs. Budget	% Change
6010 - Waste Water Operations					
K-Public Works					
Personnel					
Salary and Wages	12,065,277	16,603,159	16,877,992	274,833	1.7%
Fringe Benefits	5,960,598	7,876,524	8,867,968	991,444	12.6%
Personnel Total	18,025,875	24,479,683	25,745,960	1,266,277	5.2%
Operations					
Services	25,311,005	26,373,822	25,540,867	(832,955)	-3.2%
Materials & Supplies	15,481,417	14,831,075	15,047,898	216,823	1.5%
Travel Expense	96,977	146,000	196,674	50,674	34.7%
Vehicle Operating	1,344,205	1,411,534	1,608,113	196,579	13.9%
Insurance, Claims, and Damages	861,468	200,000	20,000	(180,000)	-90.0%
Inventory Costs	1,214,108	-	-	-	0.0%
Capital Assets	4,716,278	6,155,100	815,397	(5,339,703)	-86.8%
Capital Outlay	2,059,808	194,625	6,239,025	6,044,400	3105.7%
Other Expenses	18,646,582	18,877,754	21,942,410	3,064,656	16.2%
Operations Total	69,731,848	68,189,910	71,410,384	3,220,474	4.7%
Transfers To					
Other Financing Uses	62,811,810	59,100,000	103,800,000	44,700,000	75.6%
Transfers To Total	62,811,810	59,100,000	103,800,000	44,700,000	75.6%
K-Public Works Total	150,569,533	151,769,593	200,956,344	49,186,751	32.4%
6010 - Waste Water Operations Total	150,569,533	151,769,593	200,956,344	49,186,751	32.4%



City of Chattanooga
Operational Budget
Fiscal Year 2027

Row Labels	Actual FY25	Budget FY26	Proposed FY27	Inc (Dec)	
				Proposed vs. Budget	% Change
6010 - Waste Water Operations					
K-Public Works					
Personnel					
Salary and Wages					
601101-Regular Employees	9,660,701	12,012,369	15,138,820	3,126,451	26.0%
601105-Injured On Duty Pay	33,160	-	25,000	25,000	0.0%
601201-Overtime	792,990	758,000	768,500	10,500	1.4%
602102-Tool Allowance	22,800	46,800	46,800	-	0.0%
602105-Cellphone Allowance	51,576	50,160	55,896	5,736	11.4%
602201-Incentive Awards	4,413	-	-	-	0.0%
602301-Personal Leave	1,106,512	1,716,055	-	(1,716,055)	-100.0%
602302-Personal Leave Buybacks	113	-	-	-	0.0%
602303-Final Leave Payout	171,488	-	-	-	0.0%
602304-Longevity	93,540	103,253	91,276	(11,977)	-11.6%
602306-Call Back Pay	50,080	-	-	-	0.0%
602307-On Call Pay	63,612	-	-	-	0.0%
602308-Bereavement Pay	13,043	-	-	-	0.0%
602309-Holiday Pay	1,249	-	-	-	0.0%
609999-Budget - Salaries & Wages	-	1,916,522	751,700	(1,164,822)	-60.8%
Salary and Wages Total	12,065,277	16,603,159	16,877,992	274,833	1.7%
Fringe Benefits					
611101-FICA (OASDI)	704,393	860,473	947,163	86,690	10.1%
611102-Medicare	163,503	201,242	221,520	20,278	10.1%
611201-General Pension	2,477,342	2,906,144	3,198,978	292,834	10.1%
611206-Other Post-employment Benefits (Civilian)	384,410	503,803	930,367	426,564	84.7%
611301-Hospitalization	1,673,559	2,720,188	2,828,306	108,118	4.0%
611302-Life Insurance Benefit	8,680	11,934	12,874	940	7.9%
611303-Long-Term Disability	19,153	59,435	32,645	(26,790)	-45.1%
611304-Health Savings Accounts	221,571	219,778	265,330	45,552	20.7%
611402-Employee Health Savings Acct	416	-	645	645	0.0%
611403-On-site Medical Program	281,170	365,507	400,116	34,609	9.5%
611404-On-site Facility	26,401	28,020	30,024	2,004	7.2%
Fringe Benefits Total	5,960,598	7,876,524	8,867,968	991,444	12.6%
Personnel Total	18,025,875	24,479,683	25,745,960	1,266,277	5.2%
Operations					
Services					
701103-Consultant Fees	8,113	14,000	17,000	3,000	21.4%
701105-Engineering Non-construction Consulting	25,688	140,000	125,000	(15,000)	-10.7%
701109-Legal Services	566	5,000	5,000	-	0.0%
701208-On-the-Job Injury Claims	136,878	-	-	-	0.0%
701213-On-the-Job Injury Settlement Claims	15,298	-	-	-	0.0%
702102-Electrical	1,501,879	2,271,900	1,771,900	(500,000)	-22.0%
702103-Exterminating Service	30,384	25,000	25,000	-	0.0%
702104-Masonry	-	1,000	1,000	-	0.0%
702105-Painting	31,295	20,000	30,000	10,000	50.0%
702106-Plumbing	134,840	176,000	156,000	(20,000)	-11.4%
702107-Mechanical Trades	133,987	2,700	52,700	50,000	1851.9%
702108-Locksmith	82	10,300	10,300	-	0.0%
702109-Custodial Services	11,600	70,000	70,000	-	0.0%
702110-Tree Maintenance & Planting	4,550	4,550	1,572	(2,978)	-65.5%
702202-Bldg & Grounds Maintenance	34,255	120,000	75,000	(45,000)	-37.5%
702203-Circuit Board Repair	-	-	1,500	1,500	0.0%

City of Chattanooga
Operational Budget
Fiscal Year 2027

Row Labels	Actual FY25	Budget FY26	Proposed FY27	Inc (Dec) Proposed vs.	
				Budget	% Change
702204-Contracted Repair Service	1,773,492	156,000	334,004	178,004	114.1%
702205-Electric Motor Drive Repair	-	50,000	37,500	(12,500)	-25.0%
702206-Elevator Maintenance	23,285	63,000	64,000	1,000	1.6%
702207-Maintenance Services	2,404,457	2,140,500	2,585,276	444,776	20.8%
702208-Fire Prevention Measures	19,076	7,000	4,500	(2,500)	-35.7%
702209-Furnace Boiler	69,268	75,000	72,000	(3,000)	-4.0%
702211-Grounds	17,280	27,000	32,000	5,000	18.5%
702212-HVAC	165,073	175,000	195,000	20,000	11.4%
702213-Labor	5,642	-	5,000	5,000	0.0%
702214-Landscaping	38,721	7,000	15,000	8,000	114.3%
702215-Building Repairs or Renovations under \$500	-	2,000	2,000	-	0.0%
702216-Roof Repair	25,816	40,000	40,000	-	0.0%
702218-Pump Repairs	521,015	250,000	251,000	1,000	0.4%
702221-IT Maintenance	-	15,000	15,000	-	0.0%
702222-Cabling & Installation	22,467	500	25,000	24,500	4900.0%
702224-Equipment Inspection and Calibration	2,475	1,500	2,000	500	33.3%
702225-IT Maintenance - Licensing	60,573	62,400	50,700	(11,700)	-18.8%
702226-IT Maintenance - Hosting	38,188	36,200	66,814	30,614	84.6%
702227-IT Maintenance - Support Maintenance	50,065	7,500	107,000	99,500	1326.7%
702228-Generator Maintenance	-	50,000	-	(50,000)	-100.0%
702229-Contract Mowing	11,327	-	5,000	5,000	0.0%
702232-Fence Repairs	3,498	-	5,000	5,000	0.0%
703101-Electricity	6,051,255	5,106,200	5,605,703	499,503	9.8%
703102-Natural Gas	101,933	125,250	125,250	-	0.0%
703103-Water	517,243	593,800	373,324	(220,476)	-37.1%
703109-Sewer	1,766	1,700	1,700	-	0.0%
703202-Cellular Phone Service	101,299	143,700	145,000	1,300	0.9%
703204-Internet & Cable Services	80,862	110,500	135,500	25,000	22.6%
703206-Air Cards	7,757	9,200	6,822	(2,378)	-25.8%
703207-Digital Connectivity	147,177	133,800	131,800	(2,000)	-1.5%
704102-Clothing & Linen Service	85,340	71,500	71,500	-	0.0%
704103-Demurrage	-	4,250	750	(3,500)	-82.4%
704104-Equipment Rental	1,168,811	1,175,000	1,198,000	23,000	2.0%
704107-Floor Mat / Scrapper Rental	-	4,500	4,500	-	0.0%
704108-Office Machine Rental	13,477	24,500	19,500	(5,000)	-20.4%
704109-Traffic Control - Rental	41,658	25,000	25,000	-	0.0%
704201-Advertising	1,221	2,000	189	(1,811)	-90.6%
704204-Alarm Monitoring	4,789	9,300	6,900	(2,400)	-25.8%
704207-Collection Expense	333,549	225,000	225,000	-	0.0%
704208-Contracted Repair	221,091	-	-	-	0.0%
704210-Printing	1,414	1,500	1,500	-	0.0%
704215-Security Services	193,712	200,000	205,000	5,000	2.5%
704219-Property Appraisals	22,315	52,500	52,500	-	0.0%
704239-Bio-Hazard / Environmental Services	124,983	107,000	108,000	1,000	0.9%
704241-Monitoring Services	747,121	560,000	740,000	180,000	32.1%
704242-License Testing	1,543	3,200	3,200	-	0.0%
704245-Crane & Hoist Repair	23,717	75,000	100,000	25,000	33.3%
704246-Sanitary Sewer Line Chemical Root Control S	84,326	160,000	160,000	-	0.0%
704306-Dues	23,969	18,200	20,000	1,800	9.9%
704307-Employment Agencies	31,672	62,000	57,000	(5,000)	-8.1%
704309-Meeting Expense	40	-	-	-	0.0%
704310-Local Mileage	55	800	950	150	18.8%
704311-Miscellaneous Services	168	1,450	1,450	-	0.0%

City of Chattanooga
Operational Budget
Fiscal Year 2027

Row Labels	Actual FY25	Budget FY26	Proposed FY27	Inc (Dec) Proposed vs.	
				Budget	% Change
704313-Recording Documents	910	50,000	34,544	(15,456)	-30.9%
704315-Waste Disposal	3,618,675	5,251,000	5,251,000	-	0.0%
704316-Wrecker Service	5,710	10,000	10,000	-	0.0%
704317-Contracted Operations	17,477	20,000	13,984	(6,016)	-30.1%
704319-Parking	1,498	4,250	3,419	(831)	-19.6%
704320-Link2Gov Internet Fee	75	-	75	75	0.0%
704329-Radio Maintenance	55,204	65,000	51,639	(13,361)	-20.6%
704332-Pipeline Inspection Services	2,169,757	3,812,000	2,267,000	(1,545,000)	-40.5%
704333-Flowmeter and Rain Gauge Services	-	5,000	5,000	-	0.0%
704334-Outside Laboratory Services	50,456	40,000	42,760	2,760	6.9%
704337-Title/Escrow Search	1,375	2,000	2,000	-	0.0%
704338-Street and Parking Lot Cleaning Services	15,870	17,000	13,072	(3,928)	-23.1%
704339-Sewer Billing Services	1,216,669	1,300,000	1,300,000	-	0.0%
704340-Shredding and Recycling Services	2,095	800	990	190	23.8%
704342-IT Contracted Personnel	26,012	75,000	75,000	-	0.0%
704402-Unallocated Purchasing Card Expense	2,508	-	-	-	0.0%
704403-Disputed Purchasing Card Expense	20	-	-	-	0.0%
704404-Disputed Credit Card Charges	(75)	-	-	-	0.0%
704407-Wireless Data Communication	-	500	500	-	0.0%
704501-Freight, Express & Drayage	11,067	1,000	-	(1,000)	-100.0%
704502-Postage	2,472	2,550	2,550	-	0.0%
704601-Local Registration Fees	1,655	6,900	7,400	500	7.2%
704602-Training Costs	61,034	155,500	155,708	208	0.1%
704603-Tuition & Books	2,999	-	-	-	0.0%
704701-Lockbox Fee	-	750	750	-	0.0%
704702-Bank Service Charges	145,115	156,672	156,672	-	0.0%
704703-Bank Analysis Fee	-	5,000	5,000	-	0.0%
704705-Credit Card Use Charge	447,032	360,000	360,000	-	0.0%
Services Total	25,311,005	26,373,822	25,540,867	(832,955)	-3.2%
Materials & Supplies					
711102-Books	864	1,500	3,000	1,500	100.0%
711104-Forms & Printed Material	1,415	5,200	3,700	(1,500)	-28.8%
711105-Instructional Materials & Supplies	263	7,900	8,150	250	3.2%
711107-Newspapers	408	125	408	283	226.4%
711108-Periodicals, Publications	1,229	3,800	3,900	100	2.6%
711109-Office Supplies & Stationery	24,330	23,000	27,266	4,266	18.5%
711110-Technology Accessories & Supplies	1,378	5,250	6,795	1,545	29.4%
711111-Printer Toner Cartridges	1,702	9,750	9,750	-	0.0%
712101-Asphalt and Asphalt Filler	263,237	500,000	600,000	100,000	20.0%
712102-Brick & Concrete Blocks	48	1,000	1,000	-	0.0%
712103-Cement, Lime, & Plaster	849	7,500	7,500	-	0.0%
712104-Concrete, Clay Pipe, & Fittings	104,045	75,000	110,000	35,000	46.7%
712105-Gravel, Sand, Stone, Chert, Salt	193,579	400,000	450,000	50,000	12.5%
712106-Hardware Replacement	54,836	22,600	25,600	3,000	13.3%
712107-Lumber & Wood Products	85	1,000	500	(500)	-50.0%
712108-Other Constr & Bldg Materials	3,250	51,500	51,500	-	0.0%
712109-Paint	8,339	6,000	5,642	(358)	-6.0%
712110-Pipe & Fittings	82,569	81,000	80,000	(1,000)	-1.2%
712111-Sewer Grates & Manhole Covers	23,150	80,000	80,000	-	0.0%
712112-Street Signs & Markings	38,560	8,500	8,250	(250)	-2.9%
712113-Structural Steel, Iron	4,734	1,750	1,500	(250)	-14.3%
712114-Plumbing Supplies	923	12,750	2,350	(10,400)	-81.6%
712115-Manhole Bases, Sections, & Frames	-	10,000	-	(10,000)	-100.0%

City of Chattanooga
Operational Budget
Fiscal Year 2027

Row Labels	Actual FY25	Budget FY26	Proposed FY27	Inc (Dec)	
				Proposed vs. Budget	% Change
713101-Bearings & Parts	33,851	5,000	5,000	-	0.0%
713102-Fasteners	887	-	-	-	0.0%
713104-Filters, Misc	33,571	1,000	1,000	-	0.0%
713105-Gaskets	1,164	3,000	-	(3,000)	-100.0%
713106-Gauges	27,489	500	-	(500)	-100.0%
713107-Packing, Valves Etc	13,195	-	-	-	0.0%
713108-Pumps & Pump Parts	359,385	6,000	100,000	94,000	1566.7%
713109-Repair Parts	27,960	627,750	823,750	196,000	31.2%
713110-Valve Parts	42,638	15,200	-	(15,200)	-100.0%
713111-Filter Cloth	4,570	-	-	-	0.0%
713112-Clarifier Repair Parts	67,970	-	-	-	0.0%
713113-Centrifuge Repair Parts	65,649	-	-	-	0.0%
713114-Compressors & Parts	2,956	-	-	-	0.0%
713115-Gears & Gear Parts	69,590	1,500	1,500	-	0.0%
713116-Motors & Parts	17,871	5,300	4,500	(800)	-15.1%
713117-Hose & Fittings	5,530	16,000	7,000	(9,000)	-56.3%
713201-Chemicals & Lab Supplies	1,482,068	372,500	432,500	60,000	16.1%
713202-Chlorine	6,304,133	5,400,000	5,400,000	-	0.0%
713203-Dechlorination Chemicals	1,071,220	1,100,000	1,100,000	-	0.0%
713207-Odor Control Chemicals	919,663	1,011,000	1,018,000	7,000	0.7%
713209-Polymers	2,305,883	2,400,000	2,400,000	-	0.0%
713210-Sewer Line Chemicals	17,066	34,000	13,926	(20,074)	-59.0%
713211-Water Chemicals	2,351	3,000	8,000	5,000	166.7%
713212-Lime Kiln Dust	608,476	575,000	575,000	-	0.0%
713215-Peracetic Acid	346,030	1,000,000	500,000	(500,000)	-50.0%
714105-Building Maintenance Supplies	42,065	8,200	8,200	-	0.0%
714106-Cleaning Supplies	36,793	35,000	34,878	(122)	-0.3%
714107-Clothing	10,891	13,400	16,273	2,873	21.4%
714109-Data Processing Supplies	3,230	-	-	-	0.0%
714111-Electrical Supplies, Bulbs, Etc	87,324	251,750	151,750	(100,000)	-39.7%
714112-Electronic Parts	27,016	3,150	16,500	13,350	423.8%
714113-Exhibits	1,745	-	-	-	0.0%
714115-Fire Code Equipment	5,012	-	-	-	0.0%
714117-Food & Ice	26,203	15,500	26,929	11,429	73.7%
714119-Fuel	50	-	-	-	0.0%
714120-Hardware, Nails, Small Tools	106,608	94,100	69,015	(25,085)	-26.7%
714122-Kitchen & Dining Room Supplies	148	1,200	1,200	-	0.0%
714123-Machine Shop & Garage Supplies	34,968	27,500	27,500	-	0.0%
714124-Medical Supplies (First Aid)	7,997	4,150	2,650	(1,500)	-36.1%
714125-Oil & Lubricants	28,826	26,500	25,500	(1,000)	-3.8%
714126-Other Materials & Supplies	2,644	9,250	9,288	38	0.4%
714129-Safety Equipment	128,961	225,000	290,000	65,000	28.9%
714130-Safety Shoes	28,381	35,200	33,200	(2,000)	-5.7%
714131-Seeds, Trees, Plants, Hort Supplies	2,742	2,500	2,500	-	0.0%
714132-Test Materials	662	3,500	3,500	-	0.0%
714133-Welding Supplies	7,378	4,000	4,000	-	0.0%
714134-Landfill Materials	20,067	-	-	-	0.0%
714135-Locks & Key supplies	8,178	3,500	3,500	-	0.0%
714136-Dirt mix, Mulch, Topsoil	-	3,000	3,000	-	0.0%
714138-Flags Banners and Signage	1,737	1,700	1,700	-	0.0%
714140-Chain	103,387	100,000	100,000	-	0.0%
714141-Machine Parts	8,146	6,750	6,750	-	0.0%
714142-Instrumentation Parts	62,290	53,500	23,500	(30,000)	-56.1%

City of Chattanooga
Operational Budget
Fiscal Year 2027

Row Labels	Actual FY25	Budget FY26	Proposed FY27	Inc (Dec) Proposed vs.	
				Budget	% Change
714143-Event Planning, Services and Catering	-	750	300,000	299,250	39900.0%
714144-Batteries	4,600	8,100	7,578	(522)	-6.4%
714149-Waste and Recycle Containers	42,412	-	-	-	0.0%
714150-Promotional Items	-	2,000	2,000	-	0.0%
Materials & Supplies Total	15,481,417	14,831,075	15,047,898	216,823	1.5%
Travel Expense					
721101-Out-of-town Mileage	3,170	11,050	10,180	(870)	-7.9%
721102-Transportation	13,910	26,150	28,269	2,119	8.1%
721103-Auto Rental	5,854	1,600	9,920	8,320	520.0%
721201-Hotels	32,669	49,000	75,789	26,789	54.7%
721202-Meals	13,747	26,000	26,266	266	1.0%
721301-Registration Fees	26,926	31,200	45,250	14,050	45.0%
721302-Other Travel Expenses	700	1,000	1,000	-	0.0%
Travel Expense Total	96,977	146,000	196,674	50,674	34.7%
Vehicle Operating					
731101-Diesel Fuel	150,872	215,300	197,075	(18,225)	-8.5%
731102-Gasoline	95,011	127,350	122,192	(5,158)	-4.1%
731201-Contracted Vehicle Repair	2,723	52,000	52,000	-	0.0%
731203-Vehicle Labor	337,278	268,050	245,968	(22,082)	-8.2%
731204-Vehicle Parts & Supplies	130,042	155,750	103,881	(51,869)	-33.3%
731301-Car Wash	1,331	6,550	5,476	(1,074)	-16.4%
731302-Licenses & Titles	149	150	150	-	0.0%
731401-Fleet Leased Vehicle	626,798	586,384	869,903	283,519	48.4%
731404-Outside Contracted Vehicle	-	-	11,468	11,468	0.0%
Vehicle Operating Total	1,344,205	1,411,534	1,608,113	196,579	13.9%
Insurance, Claims, and Damages					
741102-Claims & Damages	197,378	200,000	20,000	(180,000)	-90.0%
742402-Building & Content Insurance	664,090	-	-	-	0.0%
Insurance, Claims, and Damages Total	861,468	200,000	20,000	(180,000)	-90.0%
Inventory Costs					
751102-COGS Moc Bend Inventory	1,214,020	-	-	-	0.0%
751406-Tires & Tubes	88	-	-	-	0.0%
Inventory Costs Total	1,214,108	-	-	-	0.0%
Capital Assets					
761101-CIP Expense	2,622,729	-	-	-	0.0%
761103-CIP Engineer's Easement Negotiations	-	100	100	-	0.0%
761105-CIP Engineering Construction Consulting	69,100	170,000	160,000	(10,000)	-5.9%
761107-CIP Engineering Inspection	30,505	30,000	137,297	107,297	357.7%
761117-CIP Sanitary Sewer Construction	1,708,797	5,400,000	-	(5,400,000)	-100.0%
761204-Equipment Purchase	79,360	380,000	400,000	20,000	5.3%
761205-Vehicle Purchase	205,787	-	-	-	0.0%
761303-Computer Equipment over 10000	-	55,000	48,000	(7,000)	-12.7%
761308-Computer Software over 25000	-	120,000	70,000	(50,000)	-41.7%
Capital Assets Total	4,716,278	6,155,100	815,397	(5,339,703)	-86.8%
Capital Outlay					
771101-Asphalt Resurfacing	1,646,434	-	-	-	0.0%
771103-Sanitary Sewer Repairs	71,083	-	6,000,000	6,000,000	0.0%
771104-Stormwater Mgmt Repairs	11,925	-	-	-	0.0%
771105-Street Repairs	12,075	-	-	-	0.0%
772102-Building Equipment	-	500	500	-	0.0%
772106-Mechanical Equipment	-	10,000	10,000	-	0.0%
772107-Other Equipment (Under 10000)	16,263	20,000	20,000	-	0.0%
772109-Office Furniture	5,133	36,000	34,804	(1,196)	-3.3%

City of Chattanooga
Operational Budget
Fiscal Year 2027

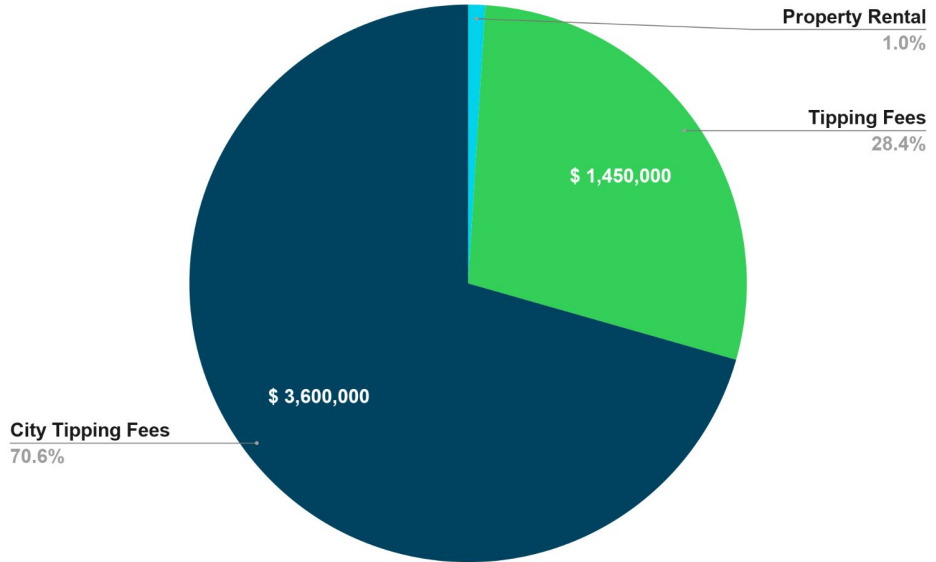
Row Labels	Actual FY25	Budget FY26	Proposed FY27	Inc (Dec)	
				Proposed vs. Budget	% Change
772111-Computer Software under 25000	96,442	19,500	27,000	7,500	38.5%
772112-Computer equipment under 10000	159,619	72,125	110,221	38,096	52.8%
772122-Office Equipment (under 10000)	19,746	-	-	-	0.0%
772203-Fencing	21,088	36,500	36,500	-	0.0%
Capital Outlay Total	2,059,808	194,625	6,239,025	6,044,400	3105.7%
Other Expenses					
781102-Indirect Costs	2,305,600	2,305,600	2,305,600	-	0.0%
781103-Space Costs	12,901	-	42,000	42,000	0.0%
781106-Risk Mgmt Allocated Costs	-	907,524	1,088,148	180,624	19.9%
781301-Fees, Licenses, & Permits	104,796	25,150	24,050	(1,100)	-4.4%
781303-State Fees Other	2,472	3,600	3,600	-	0.0%
781304-State Plans Review Fee	-	500	500	-	0.0%
781306-Stormwater Mgmt Fees	14,500	14,650	14,650	-	0.0%
782201-Awards	4,709	8,600	7,600	(1,000)	-11.6%
782204-Safety Incentive Awards	-	5,000	9,000	4,000	80.0%
782206-Fines	775,000	225,000	225,000	-	0.0%
783101-Debt Principal Payments	12,586,372	10,595,235	10,758,527	163,292	1.5%
783151-Debt Interest Payments	2,840,232	2,786,895	5,463,735	2,676,840	96.1%
789999-Budget - Other Expense	-	2,000,000	2,000,000	-	0.0%
Other Expenses Total	18,646,582	18,877,754	21,942,410	3,064,656	16.2%
Operations Total	69,731,848	68,189,910	71,410,384	3,220,474	4.7%
Transfers To	62,811,810	59,100,000	103,800,000	44,700,000	75.6%
K-Public Works Total	150,569,533	151,769,593	200,956,344	49,186,751	32.4%
6010 - Waste Water Operations Total	150,569,533	151,769,593	200,956,344	49,186,751	32.4%

FY 2027 Budget

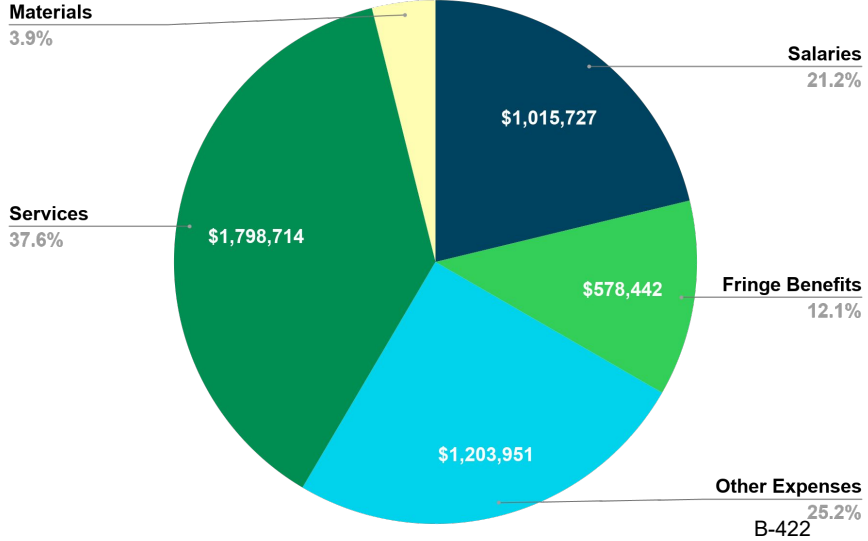
6020 – Solid Waste

Jerramy Wood – Administrator

FY27 Revenue and Expenses by Category



FY26 Budget	\$6,160,000
FY27 Proposed	\$6,500,264
Inc/(Dec)	\$340,264
Change %	5.52%



FY27 OTHER FUNDS - 6020 SOLID WASTE

3 Year Account Summary & Highlight Analysis

	Actual FY25	Budget FY26	Proposed FY27	Inc (Dec) Proposed vs. Budget	% Change
6020 - Solid Waste Operations					
Personnel					
Salary and Wages	807,777	1,160,664	1,015,727	(144,937)	-12.49%
Fringe Benefits	448,723	645,534	578,442	(67,092)	-10.39%
Personnel Total	\$ 1,256,500	\$ 1,806,198	\$ 1,594,169	\$ (212,029)	-11.74%
Operations					
Services	2,132,624	2,906,910	1,798,650	(1,108,260)	-38.13%
Materials & Supplies	107,480	116,675	187,470	70,795	60.68%
Travel Expense	2,646	500	3,300	2,800	560.00%
Vehicle Operating	217,848	323,600	308,760	(14,840)	-4.59%
Insurance, Claims, and Damages	8,630	-	-	-	0.00%
Capital Assets	30,000	-	-	-	0.00%
Capital Outlay	185,488	11,600	3,900	(7,700)	-66.38%
Other Expenses	902,471	888,867	1,203,951	315,084	35.45%
Operations Total	\$ 3,587,187	\$ 4,248,152	\$ 3,506,031	\$ (742,121)	-17.47%
Transfers To					
Other Financing Uses	544,000	105,650	1,400,000	1,294,350	1225.13%
Transfers To Total	\$ 544,000	\$ 105,650	\$ 1,400,000	\$ 1,294,350	1225.13%
6020 - Solid Waste Operations Total	\$ 5,387,687	\$ 6,160,000	\$ 6,500,200	\$ 340,200	5.52%

Recommended increase: \$340,200

- **Salaries & Benefits \$ (212,029)**
 - Moved Recycling Center to General Fund
- **Operations & Transfers \$552,229**
 - Increase in Transfers to Solid Waste Capital
 - Increase in Contracted Operations



Department of Public Works

FY27 Executive Summary

Description

The Department of Public Works encompasses a broad range of essential services, including engineering, solid waste & recycling, street maintenance & construction, fleet management, development review & permitting, stormwater management, urban forestry, and facilities management. This comprehensive scope of operations is crucial for maintaining and enhancing the city's infrastructure and environment.

Vision

We are professionals serving the citizens of Chattanooga with the utmost respect, humbled to be called upon in the greatest time of need. We shoulder the City's history to build a greater future. We remain dedicated and steadfast toward creating the best for this City and the citizens as One Team.

Mission

Provide inclusive quality of life that ensures the safety, health, and welfare for the citizens of Chattanooga. We are responsible for the City's infrastructure and maintain a clean environment for all to thrive. We are "One Team Building One Chattanooga!"

How We Budget

Public Works submits five major budgets, each with separate revenue sources and dedicated responsibilities:

- Our **General Fund** budget, funded by property and sales tax revenue, is responsible for waste pickup, development review & permitting, construction & transportation engineering, right-of-way maintenance, facilities maintenance, code enforcement, & more.
- The **Stormwater** budget, funded by stormwater fees, is responsible for maintaining stormwater pipes and ditches, as well as the quality of our waterways.
- The **State Street Aid** budget, supported by state gas taxes, funds our roadway repair and paving crews.
- The **Solid Waste** budget, funded by landfill tipping fees, manages the City's landfills, wood recycling center, and household hazardous waste disposal.
- The **Fleet** budgets, funded by payments from other departments, maintains the City's fueling stations, maintenance garages, and vehicle replacement program.

Department-wide Trends

Costs are Rising

Inflationary pressure grows on Public Works every year. With additional tax dollars mostly redirected towards cost-of-living raises, Public Works must find ways to find ways to absorb increased costs like:

- Last year, we paid **\$404,824** for a diesel garbage truck, which cost us **\$275,392** in 2019.
- We paid **\$87/ton** for asphalt in 2025, up from **\$70/ton** in 2022.
- The cost of maintaining the City's Fleet rose from **\$7,930,586** in parts & labor in FY22 to **\$11,405,908** in FY25.

Expectations are Rising

- A growing city generates more **garbage**. We paid for the collection and disposal of **66,270 tons** of garbage in FY25, up from **61,243 tons** in FY22.
- Chattanoogaans want to live in a clean and safe city. Public Works is regularly asked to step up our **litter collection and code enforcement** with a smaller labor force than we had a decade ago.
- The City has continued to improve traffic flow by adding **additional signals** and more sophisticated software, with the same number of technicians for maintenance.

Public Works Becomes More Efficient

- We're investing in **new technologies** that allow us to inspect road conditions and recycling contamination via artificial intelligence, radically increasing our capacity in those areas.
- Public Works is **in-sourcing more services**: construction inspections, engineering design, and financial planning, which saves on consultant costs.
- We're leveraging our scale and engaging in more **equipment-sharing** across the department. Divisions can more often borrow equipment from each other, rather than rent or buy a new piece of equipment that they only use occasionally.

How our Divisions are funded:



ENGINEERING



LAND DEV OFFICE



CITYWIDE SERVICES



SOLID WASTE



FLEET



Budget Overview - Solid Waste

The Solid Waste fund operates the **Birchwood Landfill**, postclosure care at the **Summit Landfill**, and ongoing operations at the **Wood Recycling Center** and **Household Hazardous Waste** facility.

The Birchwood Landfill offers a variety of disposal services, some of which are free to City residents (ex: disposal of household garbage.) Additionally, all forms of construction debris are accepted such as wood, sheetrock, and roofing. These services are available to residents outside of Hamilton County as well. It is an essential site for waste disposal for residents, contractors, and haulers.

The Wood Recycling Center processes yard waste collected from homes, contractors, and self-haulers.

Non-residents and businesses pay a standard disposal fee. Mulch is available at no charge to City of Chattanooga residents only. Businesses and non City residents must pay a fee to the contractor at the WRC.

Highlights

Completed Landfill Expansion

In 2016, the City discontinued disposing of City garbage at the Birchwood landfill and began only accepting garbage from private customers. The open cell grew more full until FY26 when the City was forced to either open a new cell or close the landfill. With the cost of closing the landfill far exceeding the cost of expanding it, we chose to move towards opening Cell 2.

The funding has been requested across budget years, with \$7m requested in FY26 and a remaining \$3 million requested in FY27 to complete the expansion. Upon completion of Cell 2, Public Works intends to begin taking the City's garbage to our landfill again, saving on the current cost of contracting out disposal.

Replacing a Compactor

Additionally, a \$1.4 million capital request was made for the replacement of a 1995 compactor to ensure uninterrupted operations. These investments are necessary to comply with TDEC, EPA, and APCB regulations, and to avoid penalties or service delays.

Recycling Centers moved to General Fund

The City's Recycling Centers were previously budgeted in the Solid Waste fund. To align with financial reporting requirements, we've moved this operation to our General Fund budget. This is a cost-neutral change to the taxpayer, but is shown as a decrease in the Solid Waste fund.



City of Chattanooga
Proposed Budget - Other Funds
Fiscal Year 2027

6020 - Solid Waste	Actual FY25	Budget FY26	Proposed Budget FY27	Inc (Dec) Proposed vs. Budget	% change
Revenues					
537101 - Tipping Fees	1,546,305	200,000	1,450,000	1,250,000	625.00%
537102 - City Tipping Fees	4,700,000	4,700,000	3,600,000	(1,100,000)	-23.40%
538105 - Over Under	(171)	-	-	-	0.00%
576101 - Miscellaneous Revenue	42	-	-	-	0.00%
532102 - Property Rental Revenue	62,636	35,000	50,204	15,204	43.44%
537103 - Landfill Permit Fees	(4,204)	-	-	-	0.00%
561201 - Sale of Surplus Equipment & Scrap	25,819	25,000	-	(25,000)	-100.00%
Total Revenues	6,330,427	4,960,000	5,100,204	140,204	2.83%
Expenditures					
Operations	4,843,686	6,054,350	5,100,224	(954,126)	-15.76%
Transfer to Solid Waste Capital	544,000	105,650	1,400,000	1,294,350	1225.13%
Total Expenditures	5,387,686	6,160,000	6,500,224	340,224	5.52%
Estimated Incr(Decr) in Fund Balance	942,741	(1,200,000)	(1,400,020)		
Beginning Fund Balance July 1	7,750,171	8,692,912	7,492,912		
Ending Fund Balance June 30	8,692,912	7,492,912	6,092,892		
Ending Fund Balance as a % of Total Appropriations	161.35%	121.64%	93.73%		



City of Chattanooga
Operational Budget
Fiscal Year 2027

Row Labels	Actual FY25	Budget FY26	Proposed FY27	Inc (Dec)	
				Proposed vs. Budget	% Change
6020 - Solid Waste Operations					
 K-Public Works					
CC_K00901 - Recycling Center	1,088,735	1,174,855	-	(1,174,855)	-100.0%
CC_K50102 - Summit Waste Disposal Monitoring	3,408	88,363	-	(88,363)	-100.0%
CC_K50103 - Birchwood Landfill	2,423,427	3,209,263	4,470,159	1,260,896	39.3%
CC_K50105 - Solid Waste Capital Improvements	235,617		-	-	0.0%
CC_K50109 - Birchwood Waste Disposal Monitoring	31,527	50,000	50,000	-	0.0%
CC_K50209 - Waste Debt 2014A Refunding	257,653	247,860	238,529	(9,331)	-3.8%
CC_K50210 - Waste Debt 2017B Refunding	413,813	420,100	-	(420,100)	-100.0%
CC_K50211 - Waste Debt 2026 Bonds	-		713,453	713,453	0.0%
CC_K50501 - Wood Recycle Center	800,744	836,668	869,820	33,152	4.0%
CC_K50502 - Household Hazardous Waste Disposal Recyc	132,762	132,891	158,239	25,348	19.1%
 K-Public Works Total	5,387,686	6,160,000	6,500,200	340,200	5.5%
6020 - Solid Waste Operations Total	5,387,686	6,160,000	6,500,200	340,200	5.5%



City of Chattanooga
Operational Budget
Fiscal Year 2027

Row Labels	Actual FY25	Budget FY26	Proposed FY27	Inc (Dec)	
				Proposed vs. Budget	% Change
6020 - Solid Waste Operations					
K-Public Works					
Personnel					
Salary and Wages	807,777	1,160,664	1,015,727	(144,937)	-12.5%
Fringe Benefits	448,723	645,534	578,442	(67,092)	-10.4%
Personnel Total	1,256,499	1,806,198	1,594,169	(212,029)	-11.7%
Operations					
Services	2,132,624	2,906,910	1,798,650	(1,108,260)	-38.1%
Materials & Supplies	107,480	116,675	187,470	70,795	60.7%
Travel Expense	2,646	500	3,300	2,800	560.0%
Vehicle Operating	217,848	323,600	308,760	(14,840)	-4.6%
Insurance, Claims, and Damages	8,630	-	-	-	0.0%
Capital Assets	30,000	-	-	-	0.0%
Capital Outlay	185,488	11,600	3,900	(7,700)	-66.4%
Other Expenses	902,471	888,867	1,203,951	315,084	35.4%
Operations Total	3,587,187	4,248,152	3,506,031	(742,121)	-17.5%
Transfers To					
Other Financing Uses	544,000	105,650	1,400,000	1,294,350	1225.1%
Transfers To Total	544,000	105,650	1,400,000	1,294,350	1225.1%
K-Public Works Total	5,387,686	6,160,000	6,500,200	340,200	5.5%
6020 - Solid Waste Operations Total	5,387,686	6,160,000	6,500,200	340,200	5.5%



City of Chattanooga
Operational Budget
Fiscal Year 2027

Row Labels	Actual FY25	Budget FY26	Proposed FY27	Inc (Dec)	
				Proposed vs. Budget	% Change
6020 - Solid Waste Operations					
K-Public Works					
Personnel					
Salary and Wages					
601101-Regular Employees	608,150	897,130	999,607	102,477	11.4%
601199-Budget - Attrition (Salary)	-	-	(108,795)	(108,795)	0.0%
601201-Overtime	110,655	127,136	115,000	(12,136)	-9.5%
602105-Cellphone Allowance	2,880	2,160	5,040	2,880	133.3%
602301-Personal Leave	73,168	128,163	-	(128,163)	-100.0%
602303-Final Leave Payout	4,466	-	-	-	0.0%
602304-Longevity	5,550	6,075	4,875	(1,200)	-19.8%
602306-Call Back Pay	1,816	-	-	-	0.0%
602308-Bereavement Pay	1,091	-	-	-	0.0%
Salary and Wages Total	807,777	1,160,664	1,015,727	(144,937)	-12.5%
Fringe Benefits					
611101-FICA (OASDI)	48,599	63,943	62,279	(1,664)	-2.6%
611102-Medicare	11,366	14,955	14,565	(390)	-2.6%
611199-Budget - Attrition (Benefits)	-	-	(66,714)	(66,714)	0.0%
611201-General Pension	172,640	215,968	210,340	(5,628)	-2.6%
611206-Other Post-employment Benefits (Civilian)	28,651	37,438	61,171	23,733	63.4%
611301-Hospitalization	163,216	274,806	263,572	(11,234)	-4.1%
611302-Life Insurance Benefit	613	957	898	(59)	-6.2%
611303-Long-Term Disability	1,230	4,515	2,164	(2,351)	-52.1%
611304-Health Savings Accounts	533	-	-	-	0.0%
611403-On-site Medical Program	20,306	30,672	27,971	(2,701)	-8.8%
611404-On-site Facility	1,570	2,280	2,196	(84)	-3.7%
Fringe Benefits Total	448,723	645,534	578,442	(67,092)	-10.4%
Personnel Total	1,256,499	1,806,198	1,594,169	(212,029)	-11.7%
Operations					
Services					
701208-On-the-Job Injury Claims	59,761	-	-	-	0.0%
702102-Electrical	9,904	9,000	5,000	(4,000)	-44.4%
702103-Exterminating Service	4,248	4,315	1,500	(2,815)	-65.2%
702106-Plumbing	14,358	6,000	6,040	40	0.7%
702109-Custodial Services	6,212	5,964	12,000	6,036	101.2%
702202-Bldg & Grounds Maintenance	-	6,000	-	(6,000)	-100.0%
702204-Contracted Repair Service	176,855	202,500	105,000	(97,500)	-48.1%
702207-Maintenance Services	17,742	23,000	22,500	(500)	-2.2%
702208-Fire Prevention Measures	943	800	1,100	300	37.5%
702212-HVAC	2,888	2,500	3,000	500	20.0%
702215-Building Repairs or Renovations under \$500	830	2,000	300	(1,700)	-85.0%
702221-IT Maintenance	3,000	3,500	3,500	-	0.0%
702224-Equipment Inspection and Calibration	5,101	4,000	5,000	1,000	25.0%
702225-IT Maintenance - Licensing	4,116	4,000	-	(4,000)	-100.0%
702227-IT Maintenance - Support Maintenance	-	888	2,000	1,112	125.2%
702228-Generator Maintenance	-	4,000	-	(4,000)	-100.0%
702229-Contract Mowing	45,360	65,000	75,000	10,000	15.4%
703101-Electricity	53,376	63,100	60,000	(3,100)	-4.9%
703103-Water	18,330	22,500	21,000	(1,500)	-6.7%
703109-Sewer	91,267	49,000	45,000	(4,000)	-8.2%
703112-Propane	31,263	75,000	35,000	(40,000)	-53.3%
703201-Telephone Service	1,688	2,000	2,000	-	0.0%

City of Chattanooga
Operational Budget
Fiscal Year 2027

Row Labels	Actual FY25	Budget FY26	Proposed FY27	Inc (Dec)	
				Proposed vs. Budget	% Change
703206-Air Cards	1,915	1,250	2,900	1,650	132.0%
703207-Digital Connectivity	16,017	17,450	17,050	(400)	-2.3%
704102-Clothing & Linen Service	-	200	-	(200)	-100.0%
704104-Equipment Rental	18,177	22,200	22,000	(200)	-0.9%
704105-Property Rental	3,500	3,600	-	(3,600)	-100.0%
704106-Dumpster Rental	(75)	500	-	(500)	-100.0%
704107-Floor Mat / Scrapper Rental	1,245	810	1,200	390	48.1%
704108-Office Machine Rental	2,916	2,000	2,700	700	35.0%
704202-Municipal Advertising TCA 6-54-201	-	2,250	-	(2,250)	-100.0%
704204-Alarm Monitoring	2,277	1,540	4,500	2,960	192.2%
704207-Collection Expense	-	200	-	(200)	-100.0%
704208-Contracted Repair	-	1,000	-	(1,000)	-100.0%
704215-Security Services	(2,068)	44,000	40,000	(4,000)	-9.1%
704227-Transfer Station Cost	4,993	3,500	10,000	6,500	185.7%
704241-Monitoring Services	-	125,000	40,000	(85,000)	-68.0%
704306-Dues	12	100	150	50	50.0%
704307-Employment Agencies	-	6,000	-	(6,000)	-100.0%
704315-Waste Disposal	120,123	194,943	37,000	(157,943)	-81.0%
704317-Contracted Operations	1,389,998	1,901,200	1,199,595	(701,605)	-36.9%
704329-Radio Maintenance	9,499	8,000	8,000	-	0.0%
704340-Shredding and Recycling Services	90	-	100	100	0.0%
704407-Wireless Data Communication	-	600	-	(600)	-100.0%
704502-Postage	244	600	750	150	25.0%
704602-Training Costs	1,987	1,200	1,700	500	41.7%
704702-Bank Service Charges	128	200	65	(135)	-67.5%
704705-Credit Card Use Charge	14,404	13,500	6,000	(7,500)	-55.6%
Services Total	2,132,624	2,906,910	1,798,650	(1,108,260)	-38.1%
Materials & Supplies					
711104-Forms & Printed Material	2,283	3,500	3,500	-	0.0%
711109-Office Supplies & Stationery	5,498	2,950	4,600	1,650	55.9%
711110-Technology Accessories & Supplies	538	500	500	-	0.0%
711111-Printer Toner Cartridges	579	500	500	-	0.0%
712103-Cement, Lime, & Plaster	850	-	-	-	0.0%
712104-Concrete, Clay Pipe, & Fittings	113	-	-	-	0.0%
712105-Gravel, Sand, Stone, Chert, Salt	45,007	25,000	50,000	25,000	100.0%
712106-Hardware Replacement	57	150	-	(150)	-100.0%
712108-Other Constr & Bldg Materials	320	-	-	-	0.0%
712114-Plumbing Supplies	-	600	400	(200)	-33.3%
713108-Pumps & Pump Parts	4,844	8,000	8,000	-	0.0%
713109-Repair Parts	19,403	35,000	85,000	50,000	142.9%
713117-Hose & Fittings	-	1,000	-	(1,000)	-100.0%
714105-Building Maintenance Supplies	1,800	3,000	3,000	-	0.0%
714106-Cleaning Supplies	1,155	2,500	1,600	(900)	-36.0%
714107-Clothing	5,961	9,100	6,500	(2,600)	-28.6%
714112-Electronic Parts	-	800	-	(800)	-100.0%
714117-Food & Ice	3,258	4,275	4,100	(175)	-4.1%
714120-Hardware, Nails, Small Tools	8,879	9,000	8,800	(200)	-2.2%
714125-Oil & Lubricants	2,064	4,000	4,000	-	0.0%
714129-Safety Equipment	2,226	3,000	3,220	220	7.3%
714130-Safety Shoes	1,556	1,700	2,400	700	41.2%
714133-Welding Supplies	768	1,500	1,000	(500)	-33.3%
714135-Locks & Key supplies	171	450	100	(350)	-77.8%
714140-Chain	-	50	50	-	0.0%

City of Chattanooga
Operational Budget
Fiscal Year 2027

Row Labels	Actual FY25	Budget FY26	Proposed FY27	Inc (Dec)	
				Proposed vs. Budget	% Change
714144-Batteries	152	100	200	100	100.0%
Materials & Supplies Total	107,480	116,675	187,470	70,795	60.7%
Travel Expense					
721102-Transportation	1,462	-	1,500	1,500	0.0%
721201-Hotels	1,012	-	1,000	1,000	0.0%
721202-Meals	172	-	300	300	0.0%
721301-Registration Fees	-	500	500	-	0.0%
Travel Expense Total	2,646	500	3,300	2,800	560.0%
Vehicle Operating					
731101-Diesel Fuel	61,899	147,100	140,300	(6,800)	-4.6%
731102-Gasoline	6,087	7,000	7,000	-	0.0%
731103-Propane	6,898	-	-	-	0.0%
731201-Contracted Vehicle Repair	7,484	10,000	10,000	-	0.0%
731203-Vehicle Labor	33,689	34,500	31,210	(3,290)	-9.5%
731204-Vehicle Parts & Supplies	51,352	55,000	90,250	35,250	64.1%
731401-Fleet Leased Vehicle	38,546	55,000	15,000	(40,000)	-72.7%
731404-Outside Contracted Vehicle	11,894	15,000	15,000	-	0.0%
Vehicle Operating Total	217,848	323,600	308,760	(14,840)	-4.6%
Insurance, Claims, and Damages					
742402-Building & Content Insurance	8,630	-	-	-	0.0%
Insurance, Claims, and Damages Total	8,630	-	-	-	0.0%
Capital Assets					
761118-CIP Stormwater Mgmt Construction	30,000	-	-	-	0.0%
Capital Assets Total	30,000	-	-	-	0.0%
Capital Outlay					
772105-Heating & Cooling Equipment	-	400	400	-	0.0%
772112-Computer equipment under 10000	6,221	2,500	3,000	500	20.0%
772203-Fencing	-	8,700	500	(8,200)	-94.3%
772206-Landfill Closure & Post-Closure	179,267	-	-	-	0.0%
Capital Outlay Total	185,488	11,600	3,900	(7,700)	-66.4%
Other Expenses					
781102-Indirect Costs	158,420	158,420	158,420	-	0.0%
781106-Risk Mgmt Allocated Costs	-	27,687	38,614	10,927	39.5%
781301-Fees, Licenses, & Permits	18,843	25,000	25,000	-	0.0%
781305-State Surcharge	31,573	-	10,000	10,000	0.0%
781306-Stormwater Mgmt Fees	22,297	10,000	20,000	10,000	100.0%
783101-Debt Principal Payments	614,818	637,144	648,810	11,666	1.8%
783151-Debt Interest Payments	56,520	30,616	303,107	272,491	890.0%
Other Expenses Total	902,471	888,867	1,203,951	315,084	35.4%
Operations Total	3,587,187	4,248,152	3,506,031	(742,121)	-17.5%
Transfers To	544,000	105,650	1,400,000	1,294,350	1225.1%
K-Public Works Total	5,387,686	6,160,000	6,500,200	340,200	5.5%
6020 - Solid Waste Operations Total	5,387,686	6,160,000	6,500,200	340,200	5.5%

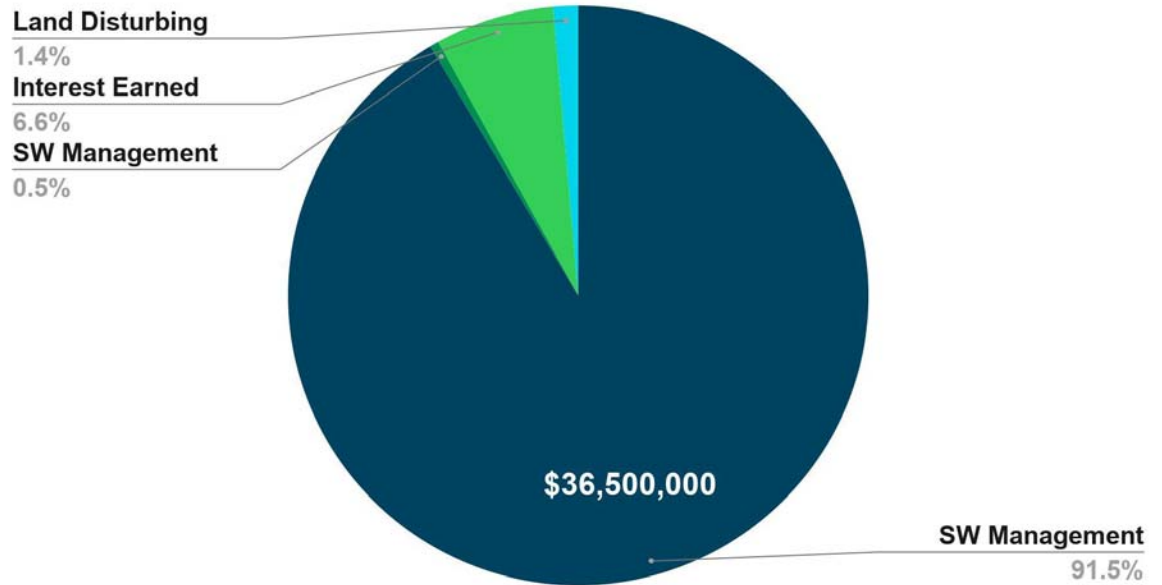


FY 2027 Budget

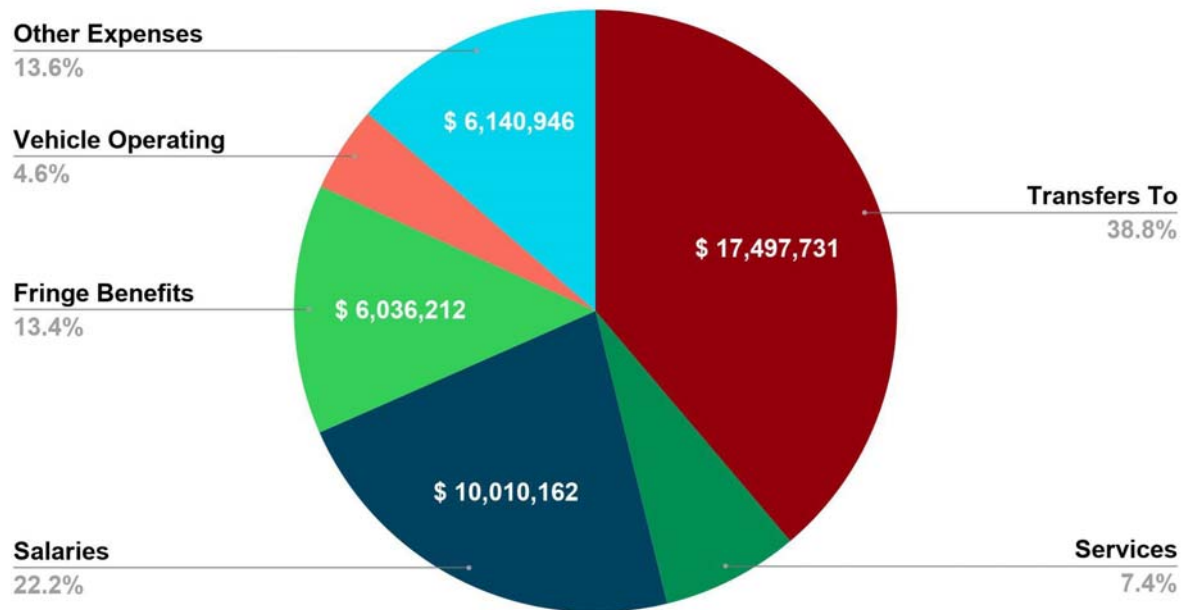
6030 - Stormwater

Jerramy Wood - Administrator

FY27 Revenue and Expenses by Category



FY26 Budget	\$38,201,500
FY27 Proposed	\$45,069,000
Inc/(Dec)	\$6,867,500
Change %	17.98%



3 Year Account Summary & Highlight Analysis

	Actual FY25	Budget FY26	Proposed FY27	Inc (Dec) Proposed vs. Budget	% Change
6030 - Stormwater Mgmt Operations					
Personnel					
Salary and Wages	7,789,282	9,736,117	10,010,162	274,045	2.81%
Fringe Benefits	3,928,364	5,353,248	6,036,212	682,964	12.76%
Personnel Total	\$ 11,717,646	\$ 15,089,365	\$ 16,046,374	\$ 957,009	6.34%
Operations					
Services	1,313,331	3,607,494	3,313,437	(294,057)	-8.15%
Materials & Supplies	1,254,523	1,675,660	1,711,875	36,215	2.16%
Travel Expense	31,884	67,539	92,095	24,556	36.36%
Vehicle Operating	1,847,016	1,599,298	2,070,512	471,214	29.46%
Inventory Costs	214	-	-	-	0.00%
Insurance, Claims, and Damages	7,673	-	-	-	0.00%
Capital Assets	184,634	-	35,445	35,445	0.00%
Capital Outlay	91,104	163,105	275,677	112,572	69.02%
Other Expenses	3,737,025	4,127,889	4,025,854	(102,035)	-2.47%
Operations Total	\$ 8,467,404	\$ 11,240,985	\$ 11,524,895	\$ 283,910	2.53%
Transfers					
Other Financing Uses	10,526,630	11,871,150	17,497,731	5,626,581	47.40%
Transfers Total	\$ 10,526,630	\$ 11,871,150	\$ 17,497,731	\$ 5,626,581	47.40%
6030 - Stormwater Mgmt Operations Total	\$ 30,711,680	\$ 38,201,500	\$ 45,069,000	\$ 6,867,500	17.98%

Recommended increase: \$6,867,500

- **Salaries & Benefits \$957,009**
 - Decrease for budgeted salary attrition \$1.6M
 - Increase of 23 positions
- **Operations & Other Financing Uses \$5,910,491**
 - Increase in Fleet Leased Vehicles
 - Decrease in Contracted Operations
 - Increase for Flowmeter and Rain Gauge Services
 - Increase in Transfer to Capital

FY27 OTHER FUNDS - 6030 STORMWATER



Department of Public Works

FY27 Executive Summary

Description

The Department of Public Works encompasses a broad range of essential services, including engineering, solid waste & recycling, street maintenance & construction, fleet management, development review & permitting, stormwater management, urban forestry, and facilities management. This comprehensive scope of operations is crucial for maintaining and enhancing the city's infrastructure and environment.

Vision

We are professionals serving the citizens of Chattanooga with the utmost respect, humbled to be called upon in the greatest time of need. We shoulder the City's history to build a greater future. We remain dedicated and steadfast toward creating the best for this City and the citizens as One Team.

Mission

Provide inclusive quality of life that ensures the safety, health, and welfare for the citizens of Chattanooga. We are responsible for the City's infrastructure and maintain a clean environment for all to thrive. We are "One Team Building One Chattanooga!"

How We Budget

Public Works submits five major budgets, each with separate revenue sources and dedicated responsibilities:

- Our **General Fund** budget, funded by property and sales tax revenue, is responsible for waste pickup, development review & permitting, construction & transportation engineering, right-of-way maintenance, facilities maintenance, code enforcement, & more.
- The **Stormwater** budget, funded by stormwater fees, is responsible for maintaining stormwater pipes and ditches, as well as the quality of our waterways.
- The **State Street Aid** budget, supported by state gas taxes, funds our roadway repair and paving crews.
- The **Solid Waste** budget, funded by landfill tipping fees, manages the City's landfills, wood recycling center, and household hazardous waste disposal.
- The **Fleet** budgets, funded by payments from other departments, maintains the City's fueling stations, maintenance garages, and vehicle replacement program.

Department-wide Trends

Costs are Rising

Inflationary pressure grows on Public Works every year. With additional tax dollars mostly redirected towards cost-of-living raises, Public Works must find ways to absorb increased costs like:

- Last year, we paid **\$404,824** for a diesel garbage truck, which cost us **\$275,392** in 2019.
- We paid **\$87/ton** for asphalt in 2025, up from **\$70/ton** in 2022.
- The cost of maintaining the City's Fleet rose from **\$7,930,586** in parts & labor in FY22 to **\$11,405,908** in FY25.

Expectations are Rising

- A growing city generates more **garbage**. We paid for the collection and disposal of **66,270 tons** of garbage in FY25, up from **61,243 tons** in FY22.
- Chattanoogaans want to live in a clean and safe city. Public Works is regularly asked to step up our **litter collection and code enforcement** with a smaller labor force than we had a decade ago.
- The City has continued to improve traffic flow by adding **additional signals** and more sophisticated software, with the same number of technicians for maintenance.

Public Works Becomes More Efficient

- We're investing in **new technologies** that allow us to inspect road conditions and recycling contamination via artificial intelligence, radically increasing our capacity in those areas.
- Public Works is **in-sourcing more services**: construction inspections, engineering design, and financial planning, which saves on consultant costs.
- We're leveraging our scale and engaging in more **equipment-sharing** across the department. Divisions can more often borrow equipment from each other, rather than rent or buy a new piece of equipment that they only use occasionally.

How our Divisions are funded:



ENGINEERING



LAND DEV
OFFICE



CITYWIDE
SERVICES



SOLID
WASTE



FLEET



Budget Overview - Stormwater

The City's Stormwater Division manages more than 1,500 miles of public stormwater conveyances, including drainage pipes and ditches across the City to safely convey stormwater runoff from streets and private property to streams, rivers, and lakes. The Stormwater Division ensures compliance with the City's NPDES Permit and is dedicated to innovative and effective management of Chattanooga's stormwater system, water bodies, and green infrastructure—working not only to maintain the City's assets for current citizens but also to preserve them for future generations.

Rainfall intensity continues to increase, causing more localized flooding. Green Infrastructure practices are becoming more common & widely accepted, but maintenance is still a challenge. Development continues to increase, which brings permitting & infrastructure challenges to an aging & sometimes undersized stormwater network.

Highlights & Position Requests - Stormwater

Additional GIS Analyst

This position supports expanding stormwater GIS needs, which are increasingly critical for permit compliance, asset inventory and condition tracking, system modeling, and capital planning.

Additional Environmental Specialists

This team supports maintenance activities on City-owned properties with stormwater infrastructure; the Chattanooga Tree Project; new parks incorporating stormwater facilities; both upcoming and deferred maintenance needs; the City's litter control initiatives; coordination with internal and external stakeholders; and functions necessary to meet the City's NPDES permit requirements.

Stormwater Asset Management Plan

With aging infrastructure, increasing water-quality regulations, and the multifaceted needs for surface water and stormwater management, there is an increasing need for a transparent, feasible, and proactive long-term management strategy for stormwater infrastructures. These asset management principles will be used to manage the stormwater program, not only to exceed permit requirements but also to meet level of service expectations for rates, flood protection, and environmental substantiality.

Digital Media Specialist

Public Works is making crucial investment for enhancing transparency, community trust, and communication with our constituents. This professional role, focusing on graphics and videography, will manage complex, 24/7 communications, aligning messaging with the City's priorities, and addressing emergency incidents in real time.

Pedestrian Connectivity Drainage

Stormwater is supporting the City's walkability & connectivity goals by converting select existing ditches into piped conveyances so sidewalks can be laid on top.

Litter Program

The Litter Control Program focuses on removing litter, illegal dumping, and debris from public spaces while promoting community responsibility, beautification, and keeping litter out of our waterways. This proposal creates our additional crews, totaling 19 new positions. In year one, crews will focus on the downtown core. When fully staffed, vacuum trucks can cover every street in the City at least once per year.



City of Chattanooga
Proposed Budget - Other Funds
Fiscal Year 2027

6030 - Stormwater	Actual FY25	Budget FY26	Proposed Budget FY27	Inc (Dec) Proposed vs. Budget	% change
Revenues					
532102 - Property Rental Revenue	1,500	1,500	-	(1,500)	-100.00%
537201 - Stormwater Mgmt Fees Current Year	34,865,221	36,500,000	35,400,000	(1,100,000)	-3.01%
537202 - Stormwater Mgmt Fees Interest on Delinq Fees	244,130	-	190,000	190,000	0.00%
537204 - Stormwater Mgmt Fees Uncollectible Amts Recovered	458,264	-	-	-	0.00%
537301 - Stormwater Mgmt Civil Penalties	32,226	-	-	-	0.00%
537302 - Land Disturbing Permits	500,000	500,000	540,000	40,000	8.00%
538101 - Bad Debt Expense	(2,527,260)	-	-	-	0.00%
561103 - Sale of Equipment	3,690	-	-	-	0.00%
561201 - Sale of Surplus Equip & Scrap	2,043	-	-	-	0.00%
551101 - Interest Earned Non-cap Proj Fds	3,276,777	1,200,000	2,500,000	1,300,000	108.33%
552108 - Interest Earned 2013 Bonds	45,171	-	25,000	25,000	0.00%
552109 - Interest Earned 2015 Bonds	8,281	-	5,000	5,000	0.00%
552111 - Interest Earned 2019A Bonds	51,142	-	35,000	35,000	0.00%
Total Revenues	36,961,185	38,201,500	38,695,000	493,500	1.29%
Expenditures					
Operations	20,204,754	26,330,350	27,571,269	1,240,919	4.71%
Transfer to Stormwater Capital	10,506,926	11,871,150	17,497,731	5,626,581	47.40%
Total Expenditures	30,711,680	38,201,500	45,069,000	6,867,500	17.98%
Estimated Incr(Decr) in Fund Balance	6,249,505	-	(6,374,000)		
Beginning Fund Balance July 1	70,216,140	76,465,645	76,465,645		
Ending Fund Balance June 30	76,465,645	76,465,645	70,091,645		
Ending Fund Balance as a % of Total Appropriations	248.98%	200.16%	155.52%		



City of Chattanooga
Operational Budget
Fiscal Year 2027

Row Labels	Actual FY25	Budget FY26	Proposed FY27	Inc (Dec)	
				Proposed vs. Budget	% Change
6030 - Stormwater Mgmt Operations					
K-Public Works					
CC_K70101 - Stormwater Management	4,292,132	6,157,977	5,750,703	(407,274)	-6.6%
CC_K70102 - Stormwater Renewal & Replacement	75,767	30,000	-	(30,000)	-100.0%
CC_K70104 - Stormwater Maintenance & Operation	9,622,006	11,680,530	13,465,703	1,785,173	15.3%
CC_K70105 - Stormwater Site Devel & Construction & Insp	1,402,318	1,838,510	1,833,064	(5,446)	-0.3%
CC_K70106 - Stormwater Engineering & Project Managem	1,852,489	2,617,421	2,548,377	(69,044)	-2.6%
CC_K70107 - Stormwater Public Education	163,474	348,594	366,310	17,716	5.1%
CC_K70110 - Stormwater Brainerd Levee 1 & 2 & 3	22,694	50,000	25,000	(25,000)	-50.0%
CC_K70111 - Stormwater Orchard Knob Storm Station	40,385	42,200	42,200	-	0.0%
CC_K70112 - Stormwater Minor Storm Station	2,292	7,500	7,000	(500)	-6.7%
CC_K70113 - Stormwater Green Infrastructure Maintenanc	895,584	1,426,783	1,492,838	66,055	4.6%
CC_K70114 - Stormwater Forestry	167,942	515,868	600,085	84,217	16.3%
CC_K70207 - Stormwater Debt 2013 Bonds	493,417	403,247	390,500	(12,747)	-3.2%
CC_K70208 - Stormwater Debt 2014A Refunding	63,604	61,255	59,059	(2,196)	-3.6%
CC_K70209 - Stormwater Debt 2015 GO Bonds	715,680	688,700	661,600	(27,100)	-3.9%
CC_K70210 - Stormwater Debt 2017B Refunding	121,269	120,850	-	(120,850)	-100.0%
CC_K70211 - Stormwater Debt 2019A Bond	380,623	340,915	328,830	(12,085)	-3.5%
CC_K70301 - Stormwater Appropriation to Capital	10,400,000	11,871,150	17,497,731	5,626,581	47.4%
CC_K70401 - Stormwater Mgmt Depreciation	3	-	-	-	0.0%
K-Public Works Total	30,711,680	38,201,500	45,069,000	6,867,500	18.0%
6030 - Stormwater Mgmt Operations Total	30,711,680	38,201,500	45,069,000	6,867,500	18.0%



City of Chattanooga
Operational Budget
Fiscal Year 2027

Row Labels	Actual FY25	Budget FY26	Proposed FY27	Inc (Dec)	
				Proposed vs. Budget	% Change
6030 - Stormwater Mgmt Operations					
K-Public Works					
Personnel					
Salary and Wages	7,789,282	9,736,117	10,010,162	274,045	2.8%
Fringe Benefits	3,928,364	5,353,248	6,036,212	682,964	12.8%
Personnel Total	11,717,645	15,089,365	16,046,374	957,009	6.3%
Operations					
Services	1,313,331	3,607,494	3,313,437	(294,057)	-8.2%
Materials & Supplies	1,254,522	1,675,660	1,711,875	36,215	2.2%
Travel Expense	31,884	67,539	92,095	24,556	36.4%
Vehicle Operating	1,847,016	1,599,298	2,070,512	471,214	29.5%
Insurance, Claims, and Damages	7,673	-	-	-	0.0%
Inventory Costs	214	-	-	-	0.0%
Capital Assets	184,634	-	35,445	35,445	0.0%
Capital Outlay	91,104	163,105	275,677	112,572	69.0%
Other Expenses	3,737,025	4,127,889	4,025,854	(102,035)	-2.5%
Operations Total	8,467,404	11,240,985	11,524,895	283,910	2.5%
Transfers To					
Other Financing Uses	10,526,630	11,871,150	17,497,731	5,626,581	47.4%
Transfers To Total	10,526,630	11,871,150	17,497,731	5,626,581	47.4%
K-Public Works Total	30,711,680	38,201,500	45,069,000	6,867,500	18.0%
6030 - Stormwater Mgmt Operations Total	30,711,680	38,201,500	45,069,000	6,867,500	18.0%



City of Chattanooga
Operational Budget
Fiscal Year 2027

Row Labels	Actual FY25	Budget FY26	Proposed FY27	Inc (Dec)	
				Proposed vs. Budget	% Change
6030 - Stormwater Mgmt Operations					
K-Public Works					
Personnel					
Salary and Wages					
601101-Regular Employees	6,715,050	8,366,569	10,831,563	2,464,994	29.5%
601105-Injured On Duty Pay	18,617	-	-	-	0.0%
601199-Budget - Attrition (Salary)	-	-	(1,000,628)	(1,000,628)	0.0%
601201-Overtime	76,643	41,400	41,400	-	0.0%
601202-Compensatory Time	15,609	-	-	-	0.0%
602105-Cellphone Allowance	50,960	51,720	54,576	2,856	5.5%
602301-Personal Leave	797,824	1,195,225	-	(1,195,225)	-100.0%
602303-Final Leave Payout	28,444	-	-	-	0.0%
602304-Longevity	72,765	81,203	83,251	2,048	2.5%
602306-Call Back Pay	1,393	-	-	-	0.0%
602307-On Call Pay	4,437	-	-	-	0.0%
602308-Bereavement Pay	7,540	-	-	-	0.0%
602309-Holiday Pay	(0)	-	-	-	0.0%
Salary and Wages Total	7,789,282	9,736,117	10,010,162	274,045	2.8%
Fringe Benefits					
611101-FICA (OASDI)	454,830	597,860	676,722	78,862	13.2%
611102-Medicare	106,372	139,825	158,273	18,448	13.2%
611199-Budget - Attrition (Benefits)	-	-	(585,490)	(585,490)	0.0%
611201-General Pension	1,564,338	2,019,244	2,285,564	266,320	13.2%
611206-Other Post-employment Benefits (Civilian)	261,333	350,038	664,703	314,665	89.9%
611301-Hospitalization	1,123,821	1,722,969	2,284,343	561,374	32.6%
611302-Life Insurance Benefit	6,405	8,510	9,640	1,130	13.3%
611303-Long-Term Disability	13,621	41,788	23,600	(18,188)	-43.5%
611304-Health Savings Accounts	160,888	175,545	170,907	(4,638)	-2.6%
611402-Employee Health Savings Acct	376	-	483	483	0.0%
611403-On-site Medical Program	219,408	276,217	323,407	47,190	17.1%
611404-On-site Facility	16,971	21,252	24,060	2,808	13.2%
Fringe Benefits Total	3,928,364	5,353,248	6,036,212	682,964	12.8%
Personnel Total	11,717,645	15,089,365	16,046,374	957,009	6.3%
Operations					
Services					
701103-Consultant Fees	-	20,000	-	(20,000)	-100.0%
701104-Court Reporter & Transcriber Fees	863	-	-	-	0.0%
701105-Engineering Non-construction Consulting	-	60,000	1,000	(59,000)	-98.3%
701208-On-the-Job Injury Claims	143,388	-	-	-	0.0%
701213-On-the-Job Injury Settlement Claims	25,885	-	-	-	0.0%
702101-Carpentry	1,520	1,500	1,500	-	0.0%
702102-Electrical	10,441	5,750	6,300	550	9.6%
702104-Masonry	1,539	3,500	3,500	-	0.0%
702105-Painting	1,230	1,500	1,500	-	0.0%
702106-Plumbing	25,334	3,150	3,150	-	0.0%
702109-Custodial Services	-	8,500	-	(8,500)	-100.0%
702110-Tree Maintenance & Planting	26,883	220,000	232,548	12,548	5.7%
702202-Bldg & Grounds Maintenance	345	1,000	10,000	9,000	900.0%
702204-Contracted Repair Service	108,884	205,000	86,500	(118,500)	-57.8%
702207-Maintenance Services	14,617	29,500	4,500	(25,000)	-84.7%
702208-Fire Prevention Measures	2,076	-	2,000	2,000	0.0%
702211-Grounds	79,684	56,500	61,500	5,000	8.8%

City of Chattanooga
Operational Budget
Fiscal Year 2027

Row Labels	Actual FY25	Budget FY26	Proposed FY27	Inc (Dec)	
				Proposed vs. Budget	% Change
702213-Labor	-	2,000	2,000	-	0.0%
702214-Landscaping	3,500	3,000	3,000	-	0.0%
702218-Pump Repairs	-	3,500	3,500	-	0.0%
702221-IT Maintenance	-	3,250	3,000	(250)	-7.7%
702225-IT Maintenance - Licensing	25,955	107,000	63,000	(44,000)	-41.1%
702226-IT Maintenance - Hosting	17,988	-	-	-	0.0%
702227-IT Maintenance - Support Maintenance	58,359	-	-	-	0.0%
703101-Electricity	68,082	71,300	71,300	-	0.0%
703103-Water	6,878	34,000	30,000	(4,000)	-11.8%
703202-Cellular Phone Service	931	1,000	1,500	500	50.0%
703204-Internet & Cable Services	-	500	-	(500)	-100.0%
703206-Air Cards	14,181	21,700	15,200	(6,500)	-30.0%
703207-Digital Connectivity	111,158	93,840	95,750	1,910	2.0%
704104-Equipment Rental	19,028	28,500	33,500	5,000	17.5%
704106-Dumpster Rental	-	4,000	4,000	-	0.0%
704108-Office Machine Rental	2,582	3,500	5,000	1,500	42.9%
704109-Traffic Control - Rental	-	15,000	15,000	-	0.0%
704201-Advertising	-	55,500	50,500	(5,000)	-9.0%
704203-Publicity	-	2,500	-	(2,500)	-100.0%
704207-Collection Expense	57,091	100,000	100,000	-	0.0%
704210-Printing	-	700	700	-	0.0%
704213-Debris Removal & Cleanup	-	100,000	100,000	-	0.0%
704222-N Pollutn Dischg Elim Sys-Sampling	45,082	75,000	75,000	-	0.0%
704224-N Pollutn Dischg Elim Sys-Education	9,549	20,000	20,000	-	0.0%
704227-Transfer Station Cost	6,731	25,000	28,000	3,000	12.0%
704238-Animal Control Contracted Services	3,150	3,750	4,775	1,025	27.3%
704239-Bio-Hazard / Environmental Services	4,999	5,000	5,000	-	0.0%
704241-Monitoring Services	-	65,000	65,000	-	0.0%
704242-License Testing	1,100	-	-	-	0.0%
704306-Dues	5,296	9,900	14,700	4,800	48.5%
704307-Employment Agencies	1,523	6,000	25,000	19,000	316.7%
704310-Local Mileage	397	2,500	2,500	-	0.0%
704311-Miscellaneous Services	360	-	-	-	0.0%
704312-Other Contracted Service	233,896	1,025,000	1,008,000	(17,000)	-1.7%
704315-Waste Disposal	2,704	6,300	6,800	500	7.9%
704317-Contracted Operations	-	786,475	580,704	(205,771)	-26.2%
704319-Parking	18,720	19,700	20,420	720	3.7%
704329-Radio Maintenance	7,047	7,084	7,084	-	0.0%
704332-Pipeline Inspection Services	1,000	-	-	-	0.0%
704333-Flowmeter and Rain Gauge Services	102,315	222,315	360,000	137,685	61.9%
704334-Outside Laboratory Services	-	13,030	2,051	(10,979)	-84.3%
704407-Wireless Data Communication	1,156	6,000	3,500	(2,500)	-41.7%
704501-Freight, Express & Drayage	-	500	500	-	0.0%
704502-Postage	6,018	5,550	5,555	5	0.1%
704601-Local Registration Fees	16,419	12,900	16,900	4,000	31.0%
704602-Training Costs	17,038	23,200	50,700	27,500	118.5%
704702-Bank Service Charges	411	600	300	(300)	-50.0%
Services Total	1,313,331	3,607,494	3,313,437	(294,057)	-8.2%
Materials & Supplies					
711102-Books	78	100	100	-	0.0%
711104-Forms & Printed Material	48	3,000	15,050	12,050	401.7%
711109-Office Supplies & Stationery	5,245	5,850	6,350	500	8.5%
711110-Technology Accessories & Supplies	1,041	3,965	4,450	485	12.2%

City of Chattanooga
Operational Budget
Fiscal Year 2027

Row Labels	Actual FY25	Budget FY26	Proposed FY27	Inc (Dec)	
				Proposed vs. Budget	% Change
711111-Printer Toner Cartridges	-	2,700	500	(2,200)	-81.5%
712101-Asphalt and Asphalt Filler	212,373	250,000	275,000	25,000	10.0%
712102-Brick & Concrete Blocks	24,778	25,000	30,000	5,000	20.0%
712103-Cement, Lime, & Plaster	158,737	100,000	100,000	-	0.0%
712104-Concrete, Clay Pipe, & Fittings	186,919	300,000	310,000	10,000	3.3%
712105-Gravel, Sand, Stone, Chert, Salt	247,241	300,000	328,650	28,650	9.6%
712107-Lumber & Wood Products	3,788	10,000	10,000	-	0.0%
712108-Other Constr & Bldg Materials	728	500	500	-	0.0%
712109-Paint	1,636	500	1,000	500	100.0%
712110-Pipe & Fittings	28,641	55,000	55,000	-	0.0%
712111-Sewer Grates & Manhole Covers	103,264	125,000	125,000	-	0.0%
712115-Manhole Bases, Sections, & Frames	-	1,000	1,000	-	0.0%
713102-Fasteners	-	1,000	1,000	-	0.0%
713109-Repair Parts	775	25,000	25,000	-	0.0%
713117-Hose & Fittings	-	2,000	1,000	(1,000)	-50.0%
713201-Chemicals & Lab Supplies	9,203	7,500	7,500	-	0.0%
714105-Building Maintenance Supplies	-	1,000	1,000	-	0.0%
714106-Cleaning Supplies	1,539	1,650	1,750	100	6.1%
714107-Clothing	19,726	17,350	20,850	3,500	20.2%
714112-Electronic Parts	-	500	500	-	0.0%
714117-Food & Ice	3,611	4,650	5,200	550	11.8%
714120-Hardware, Nails, Small Tools	96,653	71,000	66,100	(4,900)	-6.9%
714125-Oil & Lubricants	503	5,120	1,200	(3,920)	-76.6%
714126-Other Materials & Supplies	11,189	46,500	40,500	(6,000)	-12.9%
714129-Safety Equipment	47,668	65,000	33,000	(32,000)	-49.2%
714130-Safety Shoes	17,285	31,200	30,400	(800)	-2.6%
714131-Seeds, Trees, Plants, Hort Supplies	49,666	151,000	152,500	1,500	1.0%
714132-Test Materials	-	2,000	2,000	-	0.0%
714135-Locks & Key supplies	24	350	250	(100)	-28.6%
714136-Dirt mix, Mulch, Topsoil	17,917	40,000	40,300	300	0.8%
714138-Flags Banners and Signage	1,289	6,100	6,100	-	0.0%
714140-Chain	-	5,000	5,000	-	0.0%
714143-Event Planning, Services and Catering	-	2,000	2,000	-	0.0%
714144-Batteries	958	1,025	1,025	-	0.0%
714145-Classroom/Childcare Educational Supplies	-	1,000	-	(1,000)	-100.0%
714150-Promotional Items	2,000	5,100	5,100	-	0.0%
Materials & Supplies Total	1,254,522	1,675,660	1,711,875	36,215	2.2%
Travel Expense					
721101-Out-of-town Mileage	1,636	4,400	5,400	1,000	22.7%
721102-Transportation	2,231	8,709	15,445	6,736	77.3%
721103-Auto Rental	641	2,400	3,100	700	29.2%
721201-Hotels	9,577	21,000	25,750	4,750	22.6%
721202-Meals	3,060	9,400	11,300	1,900	20.2%
721301-Registration Fees	14,365	18,530	28,000	9,470	51.1%
721302-Other Travel Expenses	375	3,100	3,100	-	0.0%
Travel Expense Total	31,884	67,539	92,095	24,556	36.4%
Vehicle Operating					
731101-Diesel Fuel	137,629	150,000	175,000	25,000	16.7%
731102-Gasoline	62,301	79,725	86,880	7,155	9.0%
731203-Vehicle Labor	353,633	211,530	247,551	36,021	17.0%
731204-Vehicle Parts & Supplies	253,781	215,530	241,551	26,021	12.1%
731301-Car Wash	2,127	1,153	6,350	5,197	450.7%
731401-Fleet Leased Vehicle	1,028,372	931,360	1,303,180	371,820	39.9%

City of Chattanooga
Operational Budget
Fiscal Year 2027

Row Labels	Actual FY25	Budget FY26	Proposed FY27	Inc (Dec) Proposed vs.	
				Budget	% Change
731404-Outside Contracted Vehicle	9,173	10,000	10,000	-	0.0%
Vehicle Operating Total	1,847,016	1,599,298	2,070,512	471,214	29.5%
Insurance, Claims, and Damages					
742402-Building & Content Insurance	7,673	-	-	-	0.0%
Insurance, Claims, and Damages Total	7,673	-	-	-	0.0%
Inventory Costs					
751407-Vehicle Parts	214	-	-	-	0.0%
Inventory Costs Total	214	-	-	-	0.0%
Capital Assets					
761102-CIP Engineering Design & Supervision	75,000	-	-	-	0.0%
761118-CIP Stormwater Mgmt Construction	18,858	-	28,445	28,445	0.0%
761204-Equipment Purchase	90,776	-	7,000	7,000	0.0%
Capital Assets Total	184,634	-	35,445	35,445	0.0%
Capital Outlay					
771101-Asphalt Resurfacing	40,834	-	-	-	0.0%
771104-Stormwater Mgmt Repairs	1,133	-	-	-	0.0%
772102-Building Equipment	16,469	5,000	5,000	-	0.0%
772104-Grounds Equipment	-	5,000	-	(5,000)	-100.0%
772106-Mechanical Equipment	-	5,000	8,500	3,500	70.0%
772107-Other Equipment (Under 10000)	10,614	5,000	150,000	145,000	2900.0%
772109-Office Furniture	5,963	2,000	2,000	-	0.0%
772111-Computer Software under 25000	-	119,500	79,500	(40,000)	-33.5%
772112-Computer equipment under 10000	13,449	17,605	26,677	9,072	51.5%
772203-Fencing	2,642	4,000	4,000	-	0.0%
Capital Outlay Total	91,104	163,105	275,677	112,572	69.0%
Other Expenses					
781102-Indirect Costs	1,755,790	1,755,791	1,755,791	-	0.0%
781103-Space Costs	45,763	87,733	59,840	(27,893)	-31.8%
781106-Risk Mgmt Allocated Costs	-	183,198	302,534	119,336	65.1%
781301-Fees, Licenses, & Permits	3,852	8,200	9,200	1,000	12.2%
781303-State Fees Other	-	2,000	2,000	-	0.0%
781306-Stormwater Mgmt Fees	2,937	2,500	2,500	-	0.0%
782201-Awards	382	4,100	4,100	-	0.0%
782204-Safety Incentive Awards	-	-	200	200	0.0%
782210-Program Expense	261,046	470,000	450,000	(20,000)	-4.3%
783101-Debt Principal Payments	1,305,914	1,310,247	1,194,801	(115,446)	-8.8%
783151-Debt Interest Payments	361,343	304,120	244,888	(59,232)	-19.5%
Other Expenses Total	3,737,025	4,127,889	4,025,854	(102,035)	-2.5%
Operations Total	8,467,404	11,240,985	11,524,895	283,910	2.5%
Transfers To					
Other Financing Uses					
811405-Transfer to Stormwater Operations	19,704	-	-	-	0.0%
811406-Transfer to Stormwater Capital	10,506,926	11,871,150	17,497,731	5,626,581	47.4%
Other Financing Uses Total	10,526,630	11,871,150	17,497,731	5,626,581	47.4%
Transfers To Total	10,526,630	11,871,150	17,497,731	5,626,581	47.4%
K-Public Works Total	30,711,680	38,201,500	45,069,000	6,867,500	18.0%
6030 - Stormwater Mgmt Operations Total	30,711,680	38,201,500	45,069,000	6,867,500	18.0%

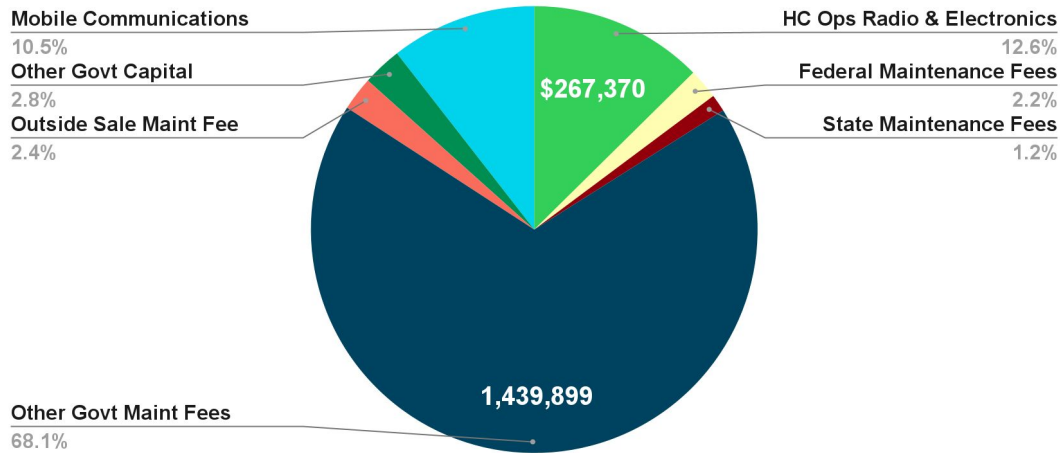
FY 2027 Budget

6070 - TVRCS Operations

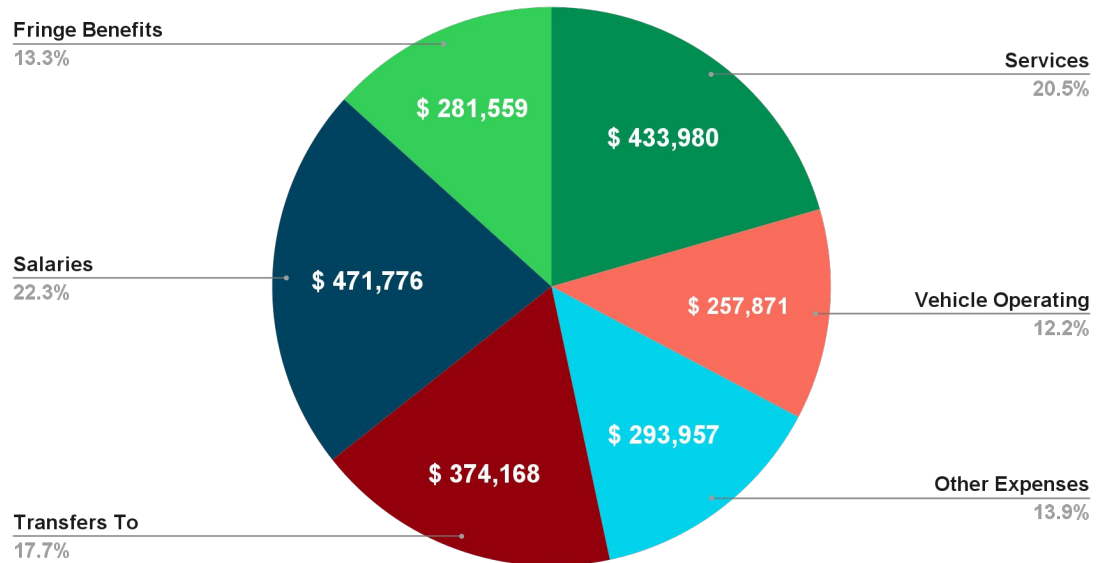
Terry Knowles – Fire Chief

**Matthew Sadler – Director of Wireless
Communications**

FY27 Revenue and Expenses by Category



FY 26 Budget	\$2,036,811
FY 27 Proposed	\$2,113,311
Inc/(Dec)	\$76,500
Change %	3.76%



3 Year Account Summary & Highlight Analysis

	Actual FY25	Budget FY26	Proposed FY27	Inc (Dec) Proposed vs. Budget	% Change
6070 - TVRCS Operations					
J-Fire					
Personnel					
Salary and Wages	399,826	480,342	471,776	(8,566)	-1.78%
Fringe Benefits	204,424	276,428	281,559	5,131	1.86%
Personnel Total	\$ 604,250	\$ 756,770	\$ 753,335	\$ (3,435)	-0.45%
Operations					
Services	311,801	401,809	433,980	32,171	8.01%
Materials & Supplies	79,518	115,600	257,871	142,271	123.07%
Travel Expense	2,560	41,000	36,000	(5,000)	-12.20%
Vehicle Operating	28,812	60,050	57,550	(2,500)	-4.16%
Insurance, Claims, and Damages	54,838	-	-	-	0.00%
Capital Outlay	254	2,600	2,600	-	0.00%
Other Expenses	130,180	192,027	197,807	5,780	3.01%
Operations Total	\$ 607,963	\$ 813,086	\$ 985,808	\$ 172,722	21.24%
Transfers To					
Other Financing Uses	3,300,000	466,955	374,168	(92,787)	-19.87%
Transfers To Total	\$ 3,300,000	\$ 466,955	\$ 374,168	\$ (92,787)	-19.87%
6070 - TVRCS Operations Total	\$ 4,512,213	\$ 2,036,811	\$ 2,113,311	\$ 76,500	3.76%

Recommended increase: \$76,500

- **Salaries & Benefits \$ (3,435)**
 - Reclassifying of some positions and eliminate one vacant position
- **Operations \$172,722**
 - Replace obsolete equipment



Tennessee Valley Regional Communications System

FY27 Executive Summary

Description

The Tennessee Valley Regional Communications System (TVRCS) is an enterprise fund under the Fire Department. We provide mission-critical two-way radio service not only to the City of Chattanooga but also to 11 counties in Tennessee and 4 counties in Northwest Georgia. Our revenues come from per-radio charges assessed to system users, and projected FY27 revenues are \$2,113,311.

Vision

To be an organization that sacrificially serves outwardly and continually improves inwardly.

Mission

Our mission is to provide reliable, mission-critical communications to all system partners.

Trends

We have continued to add users to the system, with EPB and McMinn County representing the bulk of new system users from last year. With no rate increase, this represents a projected 3.7% increase in revenues.

Budget Overview

We are pleased to present a balanced budget for consideration.

Budget Highlights

- **Expenditures for Electronic Parts, Electrical Supplies, and Tower Services are projected to increase by \$170,800 as we replace obsolete equipment. These increases have been offset by increased revenues, a decreased travel budget, and a decrease in transfer to capital.**

Position Requests

- **We are reclassifying some positions and intend to eliminate one vacant position once these changes are complete.**
-

Future Challenges and Opportunities

We have a substantial infrastructure upgrade project on the horizon, as critical equipment will no longer be supported after 2032. We are already working with our state and local partners to identify funding sources to replace this equipment and continue providing the mission-critical services on which the City and our partners rely.



City of Chattanooga
Proposed Budget - Other Funds
Fiscal Year 2027

6070 - Radio Shop	Actual FY25	Budget FY26	Proposed Budget FY27	Inc (Dec) Proposed vs. Budget	% change
Revenues					
523401 Ham Co Ops Radio & Electronics	249,016	267,370	266,526	(844)	-0.32%
537901 TVRCS Federal Maintenance Fees	41,097	45,167	46,230	1,063	2.35%
537902 TVRCS State Maintenance Fees	25,688	32,441	26,291	(6,150)	-18.96%
537903 TVRCS Other Government Maintenance	1,226,346	1,357,227	1,439,899	82,672	6.09%
537904 TVRCS Outside Sales Maintenance Fes	49,047	51,737	51,617	(120)	-0.23%
537907 TVRCS Other Government Capital Replacement	-	60,000	60,000	-	0.00%
575215 Mobile Communications Services	207,643	222,869	222,748	(121)	-0.05%
576123 TVRCS Parts Resale	34,024	-	-	-	0.00%
Total Revenues	1,832,859	2,036,811	2,113,311	76,500	3.76%
Expenditures					
Operations	4,512,212	2,036,811	2,113,311	76,500	3.76%
Total Expenditures	4,512,212	2,036,811	2,113,311	76,500	3.76%
Estimated Incr(Decr) in Fund Balance	(2,679,353)	-	-		
Beginning Fund Balance July 1	4,225,634	1,546,281	1,546,281		
Ending Fund Balance June 30	1,546,281	1,546,281	1,546,281		
Ending Fund Balance as a % of Total Appropriations	34.27%	75.92%	73.17%		



City of Chattanooga
Operational Budget
Fiscal Year 2027

Row Labels	Actual FY25	Budget FY26	Proposed FY27	Inc (Dec)	
				Proposed vs. Budget	% Change
6070 - TVRCS Operations					
J-Fire					
CC_J00501 - TN Valley Regional Communications Operatic	4,512,212	2,036,811	2,113,311	76,500	3.8%
J-Fire Total	4,512,212	2,036,811	2,113,311	76,500	3.8%
6070 - TVRCS Operations Total	4,512,212	2,036,811	2,113,311	76,500	3.8%



City of Chattanooga
Operational Budget
Fiscal Year 2027

Row Labels	Actual FY25	Budget FY26	Proposed FY27	Inc (Dec)	
				Proposed vs. Budget	% Change
6070 - TVRCS Operations					
J-Fire					
Personnel					
Salary and Wages	399,826	480,342	471,776	(8,566)	-1.8%
Fringe Benefits	204,424	276,428	281,559	5,131	1.9%
Personnel Total	604,250	756,770	753,335	(3,435)	-0.5%
Operations					
Services	311,801	401,809	433,980	32,171	8.0%
Materials & Supplies	79,518	115,600	257,871	142,271	123.1%
Travel Expense	2,560	41,000	36,000	(5,000)	-12.2%
Vehicle Operating	28,812	60,050	57,550	(2,500)	-4.2%
Insurance, Claims, and Damages	54,838	-	-	-	0.0%
Capital Outlay	254	2,600	2,600	-	0.0%
Other Expenses	130,180	192,027	197,807	5,780	3.0%
Operations Total	607,962	813,086	985,808	172,722	21.2%
Transfers To					
Other Financing Uses	3,300,000	466,955	374,168	(92,787)	-19.9%
Transfers To Total	3,300,000	466,955	374,168	(92,787)	-19.9%
J-Fire Total	4,512,212	2,036,811	2,113,311	76,500	3.8%
6070 - TVRCS Operations Total	4,512,212	2,036,811	2,113,311	76,500	3.8%



City of Chattanooga
Operational Budget
Fiscal Year 2027

Row Labels	Actual FY25	Budget FY26	Proposed FY27	Inc (Dec)	
				Proposed vs. Budget	% Change
6070 - TVRCS Operations					
J-Fire					
Personnel					
Salary and Wages					
601101-Regular Employees	352,778	401,802	447,961	46,159	11.5%
601201-Overtime	1,525	6,000	6,000	-	0.0%
602105-Cellphone Allowance	5,100	5,040	5,040	-	0.0%
602301-Personal Leave	34,420	57,400	-	(57,400)	-100.0%
602304-Longevity	1,875	2,100	975	(1,125)	-53.6%
602306-Call Back Pay	473	2,500	4,500	2,000	80.0%
602307-On Call Pay	3,654	5,500	7,300	1,800	32.7%
Salary and Wages Total	399,826	480,342	471,776	(8,566)	-1.8%
Fringe Benefits					
611101-FICA (OASDI)	23,100	28,789	27,835	(954)	-3.3%
611102-Medicare	5,402	6,732	6,512	(220)	-3.3%
611201-General Pension	82,656	97,230	94,008	(3,222)	-3.3%
611206-Other Post-employment Benefits (Civilian)	13,799	16,854	27,340	10,486	62.2%
611301-Hospitalization	59,603	98,482	98,352	(130)	-0.1%
611302-Life Insurance Benefit	314	417	425	8	1.9%
611303-Long-Term Disability	725	1,987	991	(996)	-50.1%
611304-Health Savings Accounts	9,570	12,929	12,977	48	0.4%
611402-Employee Health Savings Acct	27	-	27	27	0.0%
611403-On-site Medical Program	8,378	11,928	12,012	84	0.7%
611404-On-site Facility	850	1,080	1,080	-	0.0%
Fringe Benefits Total	204,424	276,428	281,559	5,131	1.9%
Personnel Total	604,250	756,770	753,335	(3,435)	-0.5%
Operations					
Services					
701103-Consultant Fees	-	2,000	2,000	-	0.0%
701109-Legal Services	9,000	9,000	9,000	-	0.0%
701208-On-the-Job Injury Claims	23	-	-	-	0.0%
702102-Electrical	1,360	10,000	10,000	-	0.0%
702103-Exterminating Service	708	750	750	-	0.0%
702105-Painting	-	13,000	13,000	-	0.0%
702106-Plumbing	71	1,000	1,000	-	0.0%
702112-Tower Services	3,510	20,000	48,000	28,000	140.0%
702207-Maintenance Services	90,341	113,303	113,303	-	0.0%
702208-Fire Prevention Measures	-	325	325	-	0.0%
702211-Grounds	1,165	1,400	1,800	400	28.6%
702212-HVAC	9,410	15,000	15,000	-	0.0%
702218-Pump Repairs	-	4,000	4,000	-	0.0%
702224-Equipment Inspection and Calibration	2,735	3,000	3,000	-	0.0%
702228-Generator Maintenance	34,967	30,000	30,000	-	0.0%
703101-Electricity	61,295	70,000	70,000	-	0.0%
703102-Natural Gas	3,834	3,700	3,700	-	0.0%
703103-Water	611	600	600	-	0.0%
703109-Sewer	732	1,200	1,200	-	0.0%
703206-Air Cards	4,899	4,500	5,000	500	11.1%
703207-Digital Connectivity	5,967	7,400	7,400	-	0.0%
704105-Property Rental	65,758	66,507	69,678	3,171	4.8%
704108-Office Machine Rental	611	800	900	100	12.5%
704201-Advertising	238	650	650	-	0.0%

City of Chattanooga
Operational Budget
Fiscal Year 2027

Row Labels	Actual FY25	Budget FY26	Proposed FY27	Inc (Dec)	
				Proposed vs. Budget	% Change
704242-License Testing	-	650	650	-	0.0%
704306-Dues	766	700	700	-	0.0%
704309-Meeting Expense	1,129	2,714	2,714	-	0.0%
704329-Radio Maintenance	11,034	11,460	11,460	-	0.0%
704404-Disputed Credit Card Charges	8	-	-	-	0.0%
704501-Freight, Express & Drayage	1,487	1,600	1,600	-	0.0%
704502-Postage	-	50	50	-	0.0%
704602-Training Costs	-	5,000	5,000	-	0.0%
704603-Tuition & Books	-	1,500	1,500	-	0.0%
704702-Bank Service Charges	144	-	-	-	0.0%
Services Total	311,801	401,809	433,980	32,171	8.0%
Materials & Supplies					
711104-Forms & Printed Material	-	200	200	-	0.0%
711109-Office Supplies & Stationery	190	1,500	971	(529)	-35.3%
711110-Technology Accessories & Supplies	254	-	-	-	0.0%
713104-Filters, Misc	416	500	500	-	0.0%
713123-Preventative Maintenance and Inspections	269	-	-	-	0.0%
714106-Cleaning Supplies	389	1,400	1,400	-	0.0%
714107-Clothing	-	500	500	-	0.0%
714111-Electrical Supplies, Bulbs, Etc	99	3,000	91,000	88,000	2933.3%
714112-Electronic Parts	51,975	60,000	114,800	54,800	91.3%
714120-Hardware, Nails, Small Tools	209	2,500	2,500	-	0.0%
714130-Safety Shoes	140	-	-	-	0.0%
714132-Test Materials	-	500	500	-	0.0%
714135-Locks & Key supplies	64	500	500	-	0.0%
714144-Batteries	25,513	45,000	45,000	-	0.0%
Materials & Supplies Total	79,518	115,600	257,871	142,271	123.1%
Travel Expense					
721101-Out-of-town Mileage	-	1,000	1,000	-	0.0%
721102-Transportation	840	8,000	7,000	(1,000)	-12.5%
721201-Hotels	1,192	12,000	11,000	(1,000)	-8.3%
721202-Meals	483	12,000	11,000	(1,000)	-8.3%
721301-Registration Fees	-	6,000	4,000	(2,000)	-33.3%
721302-Other Travel Expenses	45	2,000	2,000	-	0.0%
Travel Expense Total	2,560	41,000	36,000	(5,000)	-12.2%
Vehicle Operating					
731101-Diesel Fuel	-	350	350	-	0.0%
731102-Gasoline	4,380	9,000	8,375	(625)	-6.9%
731103-Propane	1,052	9,000	8,375	(625)	-6.9%
731202-Other Billed Fluids	-	400	400	-	0.0%
731203-Vehicle Labor	406	8,000	7,375	(625)	-7.8%
731204-Vehicle Parts & Supplies	264	8,000	7,375	(625)	-7.8%
731301-Car Wash	69	300	300	-	0.0%
731401-Fleet Leased Vehicle	22,641	25,000	25,000	-	0.0%
Vehicle Operating Total	28,812	60,050	57,550	(2,500)	-4.2%
Insurance, Claims, and Damages					
742402-Building & Content Insurance	51,323	-	-	-	0.0%
742404-Liability Insurance	3,515	-	-	-	0.0%
Insurance, Claims, and Damages Total	54,838	-	-	-	0.0%
Capital Outlay					
772111-Computer Software under 25000	-	1,600	1,600	-	0.0%
772112-Computer equipment under 10000	254	1,000	1,000	-	0.0%
Capital Outlay Total	254	2,600	2,600	-	0.0%

City of Chattanooga
Operational Budget
Fiscal Year 2027

Row Labels	Actual FY25	Budget FY26	Proposed FY27	Inc (Dec)	
				Proposed vs. Budget	% Change
Other Expenses					
781102-Indirect Costs	130,180	137,000	137,000	-	0.0%
781106-Risk Mgmt Allocated Costs	-	55,027	60,807	5,780	10.5%
Other Expenses Total	130,180	192,027	197,807	5,780	3.0%
Operations Total	607,962	813,086	985,808	172,722	21.2%
Transfers To	3,300,000	466,955	374,168	(92,787)	-19.9%
J-Fire Total	4,512,212	2,036,811	2,113,311	76,500	3.8%
6070 - TVRCS Operations Total	4,512,212	2,036,811	2,113,311	76,500	3.8%



City of Chattanooga
Operational Budget
Fiscal Year 2027

Fund	Department	FY26 Net Positions	FY27 Reorg	FY27 Net Add/Delete	FY27 Proposed	Inc/(Dec)
1100 - General Fund						
	A1 - City Council	12	-	1	13	1
	A2 - Judges	8	-	-	8	-
	A3 - City Attorney	18	(1)	-	17	(1)
	A4 - Internal Audit	6	-	-	6	-
	A5 - Information Technology	85	-	1	86	1
	A7 - Purchasing	12	(12)	-	-	(12)
	B-Executive Branch	62	(3)	-	59	(3)
	C-Finance & Admin	66	12	1	79	13
	E-Human Resources	27	-	-	27	-
	G-Community Development	148	-	5	153	5
	H-Police	604	(1)	2	605	1
	Sworn	478	-	1	479	1
	Civilian	126	(1)	1	126	-
	J-Fire	463	-	-	463	-
	Sworn	447	-	-	447	-
	Civilian	16	-	-	16	-
	K-Public Works	299	-	23	322	23
	L-Parks and Outdoors	156	(7)	-	149	(7)
	Q-Early Learning	17	-	8	25	8
	R-City Planning	5	-	-	5	-
	U-Economic Development	31	10	1	42	11
1100 - General Fund	Total	2,019	(2)	42	2,059	40
Other Funds						
6512-Risk	A-General Gov't	6	2	-	8	2
6070 - TVRCS	J-Fire	9	-	-	9	-
9076 - DRC	K-Public Works	3	-	-	3	-
6502 - Fleet	K-Public Works	61	-	5	66	5
6010 - Waste Water	K-Public Works	225	-	17	242	17
6020 - Solid Waste	K-Public Works	19	-	(1)	18	(1)
6030 - Storm Water	K-Public Works	175	-	23	198	23
2050 - State Street Aid	K-Public Works	60	-	-	60	-
1105 - Golf Course	L-Parks and Outdoors	53	-	-	53	-
Other Funds	Total	611	2	44	657	46
Grand Total of Ordinance Positions		2,630	-	86	2,716	86



2027-2031

CAPITAL BUDGET



MAYOR TIM KELLY
ONE CHATTANOOGA



TABLE OF CONTENTS

● Capital Improvement Plan.....	C-1
○ Governmental Fund Projects.....	C-1
○ Enterprise Fund Projects	
■ Fleet.....	C-6
■ Solid Waste.....	C-6
■ Stormwater.....	C-6
■ Wastewater.....	C-8
○ Capital Improvement Ordinance.....	C-11
○ Fiscal Year 2027 Plan.....	C-15
○ Fiscal Year 2027 Cleanup.....	C-25
○ Five-Year Capital Improvement Plan Resolution.....	C-31
○ Fiscal Year 2027 thru 2031 Plan.....	C-33
○ Bond Resolution.....	C-39



Introduction

The FY27-31 Capital Improvement Plan (CIP) is the City of Chattanooga's five-year plan for capital improvement throughout Chattanooga. The first year of the CIP is the fiscally constrained budget, whereas the successive years are a roadmap for future action. Maintaining and improving critical infrastructure, investing in public safety, creating great outdoor spaces, delivering effective, efficient services to all Chattanoogaans, and more; this CIP continues the City's investment in the goals and strategies of the One Chattanooga strategic plan. The information below provides summaries of the projects included in the FY27 capital budget. Funding sources for these projects include general obligation bonds, Hotel/Motel funds, Economic Development funds, external funds, and internal service funds, as detailed in the following pages.

General Government Projects

Better Government

Projects Funded: 3

Total Funding: \$1,180,000

% External Funding: 0%

Library Facilities Maintenance - \$80,000

Maintenance of major building system elements at Chattanooga Public Library facilities

Facilities Maintenance Building Roof Replacement - \$200,000

Replacement of the roof at the Facilities Maintenance Building

Family Justice Center Facilities Improvements - \$900,000

Building enhancement to support additional services within the FJC for community residents and FJC partners

Economic Development

Projects Funded: 3

Total Funding: \$380,000

% External Funding: 0%

Houston Museum Restoration - \$50,000

Contribution toward capital improvements at the Houston Museum

One Westside Public Art - \$80,000

Public art elements identified in and funded through the Chattanooga Housing Authority's Choice Neighborhoods Implementation grant throughout the Westside

Rossville Blvd. Gateway - \$250,000

Exploration of enhancements to Rossville Blvd.

Neighborhoods

Projects Funded: 6

Total Funding: \$2,825,000

% External Funding: 0%

Avondale Community Center Crosswalk Improvements - \$80,000

Improvements to crosswalks at Avondale Community Center to increase pedestrian safety

Chattanooga Housing Authority - Westside Evolves - \$2,125,000

In support of the Chattanooga Housing Authority's Choice Neighborhoods Implementation grant, year three of an eight year commitment toward overall Westside Evolves plan implementation

Community Center Improvements - \$150,000

Various improvements at multiple Community Centers citywide

East Chattanooga and Jessie Igou Community Center Fit Lot Replacement - \$120,000

Replace fit lot exercise equipment at East Chattanooga and Jessie Igou Community Centers

Hixson Community Center Improvements - \$150,000

Install garden and other improvements to Hixson Community Center

Replace Community Center Fire Alarm Systems - \$200,000

Replace aging community center fire alarm systems

Outdoors

Projects Funded: 12

Total Funding: \$5,995,000

% External Funding: 0%

Accessible Van for Therapeutic Recreation - \$175,000

Accessible van for all abilities that will be used for Therapeutic Recreation programming

Coolidge Park Docks - \$500,000

Contribution toward installation of floating dock at Coolidge Park

Harris Johnson Park Walking Path Replacement - \$160,000

Replacement of the walking path at Harris Johnson Park

John A. Patten Multi-Purpose Field Improvements - \$130,000

Improvements to fields at John A. Patten Park to provide multi-functional turf fields

Manchester Park Pocket Park - \$150,000

Acquisition and future creation of a new pocket park

Montague Park - \$1,150,000

Design and future construction of Montague Park, the largest urban park in Chattanooga (45 acres), to become a premiere public space for all Chattanoogaans, a signature park for all of the surrounding neighborhoods

North Chickamauga Creek Greenway - Dupont Segment - \$150,000

Planning and design for the North Chickamauga Creek Greenway north of the Tennessee River

Riverfront Improvements - \$2,750,000

Refresh and reimagining of Chattanooga's premier riverfront parks

Riverfront Park Bridge Repair - \$100,000

Contribution toward repairs of a bridge along the Riverwalk led by Hamilton County

Veterans Memorial Park - \$280,000

Design of a new Veterans Memorial Park

Veterinary Hospital - \$250,000

Contribution toward construction of a new veterinary hospital at the Chattanooga Zoo

Woodmore Park at Ramsey Community Center - \$200,000

Design and future construction of park at Ramsey Community Center

Public Safety

Projects Funded: 6

Total Funding: \$3,425,000

% External Funding: 0%

911 Center Chiller - \$200,000

Contribution toward replacement of 911 Center chiller in conjunction with Hamilton County 911

Fire Equipment Capital Maintenance - \$1,000,000

Repair and replacement of major Chattanooga Fire Department equipment, including gear dryers, self-contained breathing apparatus, automatic external defibrillators, etc.

Fire Station Capital Maintenance - \$150,000

Major maintenance and renovation of fire stations citywide

Fire Station Land Acquisition - \$300,000

Acquisition of land for future fire stations

Police Service Center Renovations - \$150,000

Renovations and maintenance of Police Service Center including HVAC repair

Station #2 Apparatus and Equipment - \$1,625,000

Apparatus and equipment for operation of Station #2

Roads and Bridges

Projects Funded: 7

Total Funding: \$17,026,636

% External Funding: 4.4%

Manufacturers-Hamm Gateway - \$501,636

Installation of shared-use path along Manufacturers and Hamm Roads

Pavement Management - \$10,000,000

Annual resurfacing program, a critical part of comprehensive pavement management that includes paving and preventative maintenance techniques

Sidewalks - \$225,000

Repair and installation of new sidewalks citywide

TIP Paving - \$250,000

Additional federal funds for paving as part of comprehensive pavement management

Traffic Signal Cabinets and Poles - \$600,000

Replacement signal cabinets and poles for improved signal timing and increased deployment of new technology

Traffic Signal Team Bucket Trucks - \$450,000

Bucket trucks for the expanding traffic signal team to ensure safe, efficient operations

Wilcox Blvd. Bridge - \$5,000,000

Replacement of the existing structurally deficient Wilcox Boulevard Bridge over the DeButts Railyard. The replacement structure will include a multimodal path and support development of a pedestrian connection from East Chattanooga to the Riverwalk

Transit

Projects Funded: 1

Total Funding: \$2,580,000

% External Funding: 0%

CARTA Vehicles & Equipment - \$2,580,000

Rehabilitation and maintenance of CARTA's intermodal facilities, vehicles, and equipment. This funding is the local match of state and federal funds received directly by CARTA

Fleet Projects

Projects Funded: 1

Total Funding: \$8,000,000

% External Funding: 0%

Fleet Capital Infusion - \$8,000,000

Appropriation of Fleet Program Reserve funds used to replace vehicles currently in the lease program that are at the end of their lease terms

Solid Waste Projects

Projects Funded: 2

Total Funding: \$4,400,000

% External Funding: 0%

Birchwood Landfill Cell Expansion - \$3,000,000

Expansion of capacity at Birchwood Landfill to extend the life of the landfill and expand usage and services

Landfill Heavy Equipment - Compactor - \$1,400,000

Replacement of of compactor at Birchwood Landfill

Stormwater Projects

Projects Funded: 14

Total Funding: \$17,497,731

% External Funding: 0%

Central Ave. Extension Separation Project - \$250,000

Separation of stormwater systems and improvements to drainage

Heavy Equipment - \$697,731

New equipment to replace existing and aging equipment for continued service on water quality projects

Mountain Creek Rd. - Drainage Improvements - \$500,000

Streambank stabilization project on Mountain Creek, north of Morrison Springs Rd.

N. Hawthorne Leachate Remediation & Storm Pipe Replacement - \$2,500,000

Assessment and replacement of damaged storm pipes

N. Market St. Branch Stream Restoration - \$250,000

Restoration of the N. Market St. Branch stream

Pedestrian Connectivity Drainage - \$1,000,000

Conversion of existing ditches into piped conveyances for future addition of sidewalks

Polk St./23rd St. Overflow - \$3,500,000

Upgrades to the pipe system along Polk St. to reduce flooding along Montague Park

Pumpkin Pie Project - \$700,000

Replacement of the bridge and culvert on Pumpkin Pie Ln. that is at risk of failure to maintain access for residents

Repetitive Flood Loss Structure Buyouts - \$1,000,000

Repetitive flood loss structure buyouts for voluntary inclusion of properties that experience repetitive loss due to flooding

Stormwater Asset Management Plan Projects- \$4,000,000

Implementation of Stormwater Asset Management Plan recommendations

Tremont Separation Project - \$400,000

Separation of the storm and sanitary systems from the river to Tremont St., the only combined sewer north of the river

UTC Vine St. Separation Project - \$250,000

Separate storm and sanitary system from Georgia Ave. to Vine St.

Westside Drainage Improvements - \$2,250,000

Drainage improvements to the area around the Westside development

WQ Vehicles - \$200,000

Purchase of City vehicles not currently in the Fleet replacement program

Wastewater Projects

Projects Funded: 27

Total Funding: \$103,800,000

% External Funding: 0%

Biosolids Processing Equipment - \$2,000,000

Equipment for processing biosolids into gas to be fed into generators to offset electricity costs

Centrifuge Building 1 Assessment - \$2,000,000

Evaluation of Centrifuge Building 1 to repurpose the facility for future operational needs

Class A POWER Project - \$62,500,000

The project consists of solids handling facilities including pre-thickening and cake storage, THP and post-THP equipment provided by a vendor, steam generation/cooling, sludge blending, and anaerobic digesters. This new process will allow for continued operations and will increase performance in the solids handling process

Cooler/Incubator Replacement - \$400,000

Replacement of aging coolers and incubators in need of increasing maintenance

Detritor Remodel - \$300,000

Remodel the detritor reciprocating rakes to an auger system

Disinfection System Upgrades - \$250,000

Improved control system for MBEC disinfection system

Focused SSES and Rehab - Phase II (Chatt Creek 1) - \$3,300,000

Completion of Sanitary Sewer Evaluation Studies (SSES) and the rehabilitation of sanitary sewer pipes as directed in the Consent Decree. These repairs will help reduce sanitary sewer overflows and increase overall collection system capacity

Focused SSES and Rehab - Phase II (Citico Creek 2) - \$3,300,000

Completion of Sanitary Sewer Evaluation Studies (SSES) and the rehabilitation of sanitary sewer pipes as directed in the Consent Decree. These repairs will help reduce sanitary sewer overflows and increase overall collection system capacity

Focused SSES and Rehab - Phase II (Citico Creek 3) - \$4,400,000

Completion of Sanitary Sewer Evaluation Studies (SSES) and the rehabilitation of sanitary sewer pipes as directed in the Consent Decree. These repairs will help reduce sanitary sewer overflows and increase overall collection system capacity

Influent Pump Station Elevator Upgrade - \$200,000

Improvements to aging elevator at the influent pump station

Main Gate Upgrade - \$250,000

Redesign and installation of the new front entrance for the MBEC facility

MBEC Fiber Topology Upgrade - \$500,000

Upgrades to MBEC fiber system to build redundancy and reduce downtime

MBEC Wet Weather Treatment Upgrade - \$16,500,000

Design and construction of selected alternatives identified during the Wet Weather Treatment Upgrade feasibility analysis

New Administration Building - \$9,000,000

Construction of a new Administration Building to centralize currently fragmented personnel

New Contractor Village - \$250,000

Build a new contractor village to accommodate space requirements for ongoing projects at MBEC

Peracetic Acid System Improvements - \$200,000

Improvements to the peracetic acid system to improve performance and meet effluent standards

Primary Clarifier Upgrade - \$2,000,000

Replacement of switches to improve safety and prevent failure

Program Management For Consent Decree - \$3,200,000

Annual renewal of the scope and fee of program management services for the implementation of the EPA CD program

Pump Station Improvements - Big Ridge #1 - \$3,000,000

Capital improvements to the Pump Station based on preliminary engineering analysis including new pumps, electrical upgrades, bypass, generator, and other components

Pump Station Improvements - Hixson #2 - \$5,100,000

Capital improvements to pump stations

Riverview Park/CGCC Chronic SSO Elimination Project - \$2,200,000

Riverbank stabilization at the Chattanooga Golf and Country Club

Rooftop Fall Protection - \$180,000

Addition of guardrails to rooftops to improve safety of the most accessed rooftops

Safety Shower Heaters - \$220,000

Heaters for safety shower and eyewash stations to meet established ANSI standards

South Chick Creek Aerial Pipe Crossing Structural Support - \$50,000

Analysis of structural support improvements to address streambank erosion

South Chick Creek Triple Barrel Siphon Upgrade - \$500,000

Capacity improvements along South Chickamauga Creek to mitigate infiltration and inflow and decrease sanitary sewer overflows

South Chick Pump Station Improvements - \$(18,500,000)

Reallocation of funds

TN 8/South Chick 9/Dobbs Branch 4 Interceptor Upgrades (Selected Interceptor Upgrades) - \$500,000

Capacity improvements in the Lupton Dr. and Shallowford Rd. areas to mitigate inflow and infiltration and decrease sanitary sewer overflows

ORDINANCE NO. _____

AN ORDINANCE APPROPRIATING, AUTHORIZING OR ALLOCATING FUNDS TO THE CAPITAL IMPROVEMENTS BUDGET FOR THE FISCAL YEAR 2026-2027.

BE IT ORDAINED BY THE CITY COUNCIL OF THE CITY OF CHATTANOOGA, TENNESSEE:

SECTION 1. That there be and is hereby appropriated, authorized, or allocated the hereinafter set funds from the sources specified for the public purposes indicated of the Capital Improvements Plan for the Fiscal Year Ending June 30, 2027:

SECTION 2. That there be and is hereby authorized the appropriation of all capital donations, including partnership agreements not previously appropriated, to the projects and the capital fund for which they are intended.

SECTION 3. That there be and is hereby authorized the appropriation of all interest earned within the fiscal year to the projects and the capital fund herein identified.

		GENERAL GOVERNMENTAL FUNDS	
FROM	General Obligation Bonds	\$ 17,000,000	
	American Rescue Plan Funds	800,000	
	Economic Development Fund	7,000,000	
	Hotel Motel Tax Fund (2070)	5,080,000	
	State Street Aid (2050)	1,800,000	
	FJC Building Clearance Fund (9100)	900,000	
	Public Library	80,000	
	US Department of Transportation	751,636	
TO	General Government and Supported Agencies		\$ 4,835,000
	Department of Community Development		700,000
	Department of Police		350,000
	Department of Fire		3,075,000
	Department of Public Works		18,126,636
	Department of Parks and Outdoors		5,995,000
	Department of Economic Development		330,000
	TOTAL GENERAL GOVERNMENTAL FUNDS	\$ 33,411,636	\$ 33,411,636

GENERAL GOVERNMENTAL FUNDS CLEANUP

FROM	Hamilton County	\$ (6,941,194)	
TO	Department of Police		\$ (6,950,849)
	Department of Public Works		9,655
	TOTAL GENERAL GOVERNMENTAL FUNDS CLEANUP	<u>\$ (6,941,194)</u>	<u>\$ (6,941,194)</u>
	TOTAL GENERAL GOVERNMENTAL FUNDS AND CLEANUP	<u>\$ 26,470,442</u>	<u>\$ 26,470,442</u>

PROPRIETARY CAPITAL FUNDS

FROM	General Obligation Bonds	\$ 3,000,000	
	Fleet Management Fund (6504)	8,000,000	
	Solid Waste Reserves (6020)	1,400,000	
	Stormwater Fund Operations (Fund 6030)	11,123,731	
	Stormwater Fund Reserves (Fund 6030)	6,374,000	
	Wastewater Operations (Fund 6010)	39,021,836	
	Wastewater Reserves (Fund 6010)	64,778,164	
TO	Fleet Fund		\$ 8,000,000
	Solid Waste Fund		4,400,000
	Stormwater Fund		17,497,731
	Wastewater Fund		103,800,000
	TOTAL PROPRIETARY CAPITAL FUNDS	<u>\$ 133,697,731</u>	<u>\$ 133,697,731</u>

PROPRIETARY CAPITAL FUNDS CLEANUP

FROM	FEMA	\$ (435,869)	
	TEMA	(72,645)	
TO	Solid Waste Fund		\$ (17,401)
	Stormwater Fund		17,401
	Wastewater Fund		(508,514)
	TOTAL PROPRIETARY CAPITAL FUNDS CLEANUP	<u>\$ (508,514)</u>	<u>\$ (508,514)</u>
	TOTAL PROPRIETARY CAPITAL FUNDS AND CLEANUP	<u>\$ 133,189,217</u>	<u>\$ 133,189,217</u>

	TOTAL CAPITAL BUDGET	<u>\$ 159,659,659</u>	<u>\$ 159,659,659</u>
--	----------------------	-----------------------	-----------------------

BE IT FURTHER ORDAINED, That this Ordinance shall take effect immediately from and after its passage as provided by law.

PASSED _____, 2026

CHAIRPERSON
APPROVED _____ DISAPPROVED _____
DATE: _____, 2026

MAYOR

DRAFT



City of Chattanooga
Capital Budget Summary by Department
 Fiscal Year 2027

Summary Schedule (Capital & Cleanup)

	Proposed FY27	External Sources	Reserves	Operations	Bonds	SRF	WIFIA	Economic Development	Other City Sources	Total
General Governmental	26,470,442	(6,189,558)	-	-	17,000,000	-	-	7,000,000	8,660,000	26,470,442
General Government	4,835,000	-	-	-	-	-	-	4,705,000	130,000	4,835,000
Community Development	700,000	-	-	-	-	-	-	230,000	470,000	700,000
Police Department	(6,600,849)	(6,941,194)	-	-	150,000	-	-	(9,655)	200,000	(6,600,849)
Fire Department	3,075,000	-	-	-	2,075,000	-	-	1,000,000	-	3,075,000
Public Works	18,136,291	751,636	-	-	14,425,000	-	-	259,655	2,700,000	18,136,291
Parks and Outdoors	5,995,000	-	-	-	350,000	-	-	485,000	5,160,000	5,995,000
Economic Development	330,000	-	-	-	-	-	-	330,000	-	330,000
Enterprise	133,189,217	(508,514)	72,552,164	50,145,567	3,000,000	-	-	-	8,000,000	133,189,217
Fleet	8,000,000	-	-	-	-	-	-	-	8,000,000	8,000,000
Solid Waste	4,382,599	-	1,400,000	(17,401)	3,000,000	-	-	-	-	4,382,599
Stormwater	17,515,132	-	6,374,000	11,141,132	-	-	-	-	-	17,515,132
Wastewater	103,291,486	(508,514)	64,778,164	39,021,836	-	-	-	-	-	103,291,486
Total All Funds	159,659,659	(6,698,072)	72,552,164	50,145,567	20,000,000	-	-	7,000,000	16,660,000	159,659,659



City of Chattanooga
Capital Budget Summary by Department
 Fiscal Year 2027

Summary Schedule (Capital)

	Proposed FY27	External Sources	Reserves	Operations	Bonds	SRF	WIFIA	Economic Development	Other City Sources	Total
General Governmental	33,411,636	751,636	-	-	17,000,000	-	-	7,000,000	8,660,000	33,411,636
General Government	4,835,000	-	-	-	-	-	-	4,705,000	130,000	4,835,000
Community Development	700,000	-	-	-	-	-	-	230,000	470,000	700,000
Police Department	350,000	-	-	-	150,000	-	-	-	200,000	350,000
Fire Department	3,075,000	-	-	-	2,075,000	-	-	1,000,000	-	3,075,000
Public Works	18,126,636	751,636	-	-	14,425,000	-	-	250,000	2,700,000	18,126,636
Parks and Outdoors	5,995,000	-	-	-	350,000	-	-	485,000	5,160,000	5,995,000
Economic Development	330,000	-	-	-	-	-	-	330,000	-	330,000
Enterprise	133,697,731	-	72,552,164	50,145,567	3,000,000	-	-	-	8,000,000	133,697,731
Fleet	8,000,000	-	-	-	-	-	-	-	8,000,000	8,000,000
Solid Waste	4,400,000	-	1,400,000	-	3,000,000	-	-	-	-	4,400,000
Stormwater	17,497,731	-	6,374,000	11,123,731	-	-	-	-	-	17,497,731
Wastewater	103,800,000	-	64,778,164	39,021,836	-	-	-	-	-	103,800,000
Total All Funds	167,109,367	751,636	72,552,164	50,145,567	20,000,000	-	-	7,000,000	16,660,000	167,109,367



City of Chattanooga
Capital Budget Summary by Project
Fiscal Year 2027

	Proposed FY27	External Sources	Reserves	Operations	Bonds	SRF	WIFIA	Economic Development	Other City Sources	Total
General Governmental	33,411,636	751,636	-	-	17,000,000	-	-	7,000,000	8,660,000	33,411,636
General Government	4,835,000	-	-	-	-	-	-	4,705,000	130,000	4,835,000
Chattanooga Public Library	80,000	-	-	-	-	-	-	-	80,000	80,000
Library Facilities Maintenance	80,000	-	-	-	-	-	-	-	80,000	80,000
Chattanooga Area Regional Transportation Authority (A.O.)	2,580,000	-	-	-	-	-	-	2,580,000	-	2,580,000
CARTA Vehicles & Equipment (A.O.)	2,580,000	-	-	-	-	-	-	2,580,000	-	2,580,000
Chattanooga Housing Authority (A.O.)	2,125,000	-	-	-	-	-	-	2,125,000	-	2,125,000
Westside Evolves (A.O.)	2,125,000	-	-	-	-	-	-	2,125,000	-	2,125,000
Houston Museum of Decorative Arts (A.O.)	50,000	-	-	-	-	-	-	-	50,000	50,000
Houston Museum Restoration (A.O.)	50,000	-	-	-	-	-	-	-	50,000	50,000
Community Development	700,000	-	-	-	-	-	-	230,000	470,000	700,000
Community Development	700,000	-	-	-	-	-	-	230,000	470,000	700,000
Avondale Community Center Crosswalk Improvements	80,000	-	-	-	-	-	-	80,000	-	80,000
Community Center Improvements	150,000	-	-	-	-	-	-	150,000	-	150,000
East Chattanooga and Jessie Igou Community Center Fit Lot Replacement	120,000	-	-	-	-	-	-	-	120,000	120,000
Hixson Community Center Improvements	150,000	-	-	-	-	-	-	-	150,000	150,000
Replace Community Center Fire Alarm Systems	200,000	-	-	-	-	-	-	-	200,000	200,000
Police Department	350,000	-	-	-	150,000	-	-	-	200,000	350,000
Police Department	350,000	-	-	-	150,000	-	-	-	200,000	350,000
911 Center Chiller	200,000	-	-	-	-	-	-	-	200,000	200,000
Police Service Center Renovations	150,000	-	-	-	150,000	-	-	-	-	150,000
Fire Department	3,075,000	-	-	-	2,075,000	-	-	1,000,000	-	3,075,000
Fire Department	3,075,000	-	-	-	2,075,000	-	-	1,000,000	-	3,075,000
Fire Equipment Capital Maintenance	1,000,000	-	-	-	-	-	-	1,000,000	-	1,000,000
Fire Station Capital Maintenance	150,000	-	-	-	150,000	-	-	-	-	150,000
Fire Station Land Acquisition	300,000	-	-	-	300,000	-	-	-	-	300,000
Station #2 Apparatus and Equipment	1,625,000	-	-	-	1,625,000	-	-	-	-	1,625,000
Public Works	18,126,636	751,636	-	-	14,425,000	-	-	250,000	2,700,000	18,126,636
Public Works	18,126,636	751,636	-	-	14,425,000	-	-	250,000	2,700,000	18,126,636
Facilities Maintenance Building Roof Replacement	200,000	-	-	-	200,000	-	-	-	-	200,000
Family Justice Center Facilities Improvements	900,000	-	-	-	-	-	-	-	900,000	900,000
Manufacturers-Hamm Gateway	501,636	501,636	-	-	-	-	-	-	-	501,636
Pavement Management	10,000,000	-	-	-	9,250,000	-	-	-	750,000	10,000,000
Sidewalks	225,000	-	-	-	225,000	-	-	-	-	225,000
TIP Paving	250,000	250,000	-	-	-	-	-	-	-	250,000
Traffic Signal Cabinets and Poles	600,000	-	-	-	-	-	-	-	600,000	600,000
Traffic Signal Team Bucket Trucks	450,000	-	-	-	-	-	-	-	450,000	450,000
Wilcox Blvd. Bridge	5,000,000	-	-	-	4,750,000	-	-	250,000	-	5,000,000
Parks and Outdoors	5,995,000	-	-	-	350,000	-	-	485,000	5,160,000	5,995,000
Parks and Outdoors	4,595,000	-	-	-	350,000	-	-	485,000	3,760,000	4,595,000
Accessible Van for Therapeutic Recreation	175,000	-	-	-	-	-	-	175,000	-	175,000
Coolidge Park Docks	500,000	-	-	-	-	-	-	-	500,000	500,000
Harris Johnson Park Walking Path Replacement	160,000	-	-	-	-	-	-	160,000	-	160,000
John A. Patten Multi-Purpose Field Improvements	130,000	-	-	-	-	-	-	-	130,000	130,000
Manchester Park Pocket Park	150,000	-	-	-	150,000	-	-	-	-	150,000
North Chickamauga Creek Greenway - Dupont Segment	150,000	-	-	-	-	-	-	150,000	-	150,000
Riverfront Improvements	2,750,000	-	-	-	-	-	-	-	2,750,000	2,750,000
Riverfront Park Bridge Repair	100,000	-	-	-	-	-	-	-	100,000	100,000
Veterans Memorial Park	280,000	-	-	-	-	-	-	-	280,000	280,000
Woodmore Park at Ramsey Community Center	200,000	-	-	-	200,000	-	-	-	-	200,000

City of Chattanooga
Capital Budget Summary by Project
 Fiscal Year 2027

	Proposed FY27	External Sources	Reserves	Operations	Bonds	SRF	WIFIA	Economic Development	Other City Sources	Total
Chattanooga Design Studio (A.O.)	1,150,000	-	-	-	-	-	-	-	1,150,000	1,150,000
Montague Park (A.O.)	1,150,000	-	-	-	-	-	-	-	1,150,000	1,150,000
Friends of the Zoo (A.O.)	250,000	-	-	-	-	-	-	-	250,000	250,000
Veterinary Hospital (A.O.)	250,000	-	-	-	-	-	-	-	250,000	250,000
Economic Development	330,000	-	-	-	-	-	-	330,000	-	330,000
Economic Development	330,000	-	-	-	-	-	-	330,000	-	330,000
One Westside Public Art	80,000	-	-	-	-	-	-	80,000	-	80,000
Rossville Blvd. Gateway	250,000	-	-	-	-	-	-	250,000	-	250,000
Enterprise	133,697,731	-	72,552,164	50,145,567	3,000,000	-	-	-	8,000,000	133,697,731
Fleet	8,000,000	-	-	-	-	-	-	-	8,000,000	8,000,000
Public Works - Fleet	8,000,000	-	-	-	-	-	-	-	8,000,000	8,000,000
Fleet Replacement Program	8,000,000	-	-	-	-	-	-	-	8,000,000	8,000,000
Solid Waste	4,400,000	-	1,400,000	-	3,000,000	-	-	-	-	4,400,000
Public Works - Solid Waste	4,400,000	-	1,400,000	-	3,000,000	-	-	-	-	4,400,000
Birchwood Landfill Cell Expansion	3,000,000	-	-	-	3,000,000	-	-	-	-	3,000,000
Landfill Heavy Equipment - Compactor	1,400,000	-	1,400,000	-	-	-	-	-	-	1,400,000
Stormwater	17,497,731	-	6,374,000	11,123,731	-	-	-	-	-	17,497,731
Public Works - Stormwater	17,497,731	-	6,374,000	11,123,731	-	-	-	-	-	17,497,731
Central Ave. Extension Separation Project	250,000	-	250,000	-	-	-	-	-	-	250,000
Heavy Equipment	697,731	-	624,000	73,731	-	-	-	-	-	697,731
Mountain Creek Rd. - Drainage Improvements	500,000	-	500,000	-	-	-	-	-	-	500,000
N. Hawthorne Leachate Remediation & Storm Pipe Replacement	2,500,000	-	2,500,000	-	-	-	-	-	-	2,500,000
N. Market St. Branch Stream Restoration	250,000	-	250,000	-	-	-	-	-	-	250,000
Pedestrian Connectivity Drainage	1,000,000	-	1,000,000	-	-	-	-	-	-	1,000,000
Polk St./23rd St. Overflow	3,500,000	-	-	3,500,000	-	-	-	-	-	3,500,000
Pumpkin Pie Project	700,000	-	-	700,000	-	-	-	-	-	700,000
Repetitive Flood Loss Structure Buyouts	1,000,000	-	1,000,000	-	-	-	-	-	-	1,000,000
Stormwater Asset Management Plan Projects	4,000,000	-	-	4,000,000	-	-	-	-	-	4,000,000
Tremont Separation Project	400,000	-	-	400,000	-	-	-	-	-	400,000
UTC Vine St. Separation Project	250,000	-	250,000	-	-	-	-	-	-	250,000
Westside Drainage Improvements	2,250,000	-	-	2,250,000	-	-	-	-	-	2,250,000
WQ Vehicles	200,000	-	-	200,000	-	-	-	-	-	200,000
Wastewater	103,800,000	-	64,778,164	39,021,836	-	-	-	-	-	103,800,000
Wastewater	61,800,000	-	61,800,000	-	-	-	-	-	-	61,800,000
Biosolids Processing Equipment	2,000,000	-	2,000,000	-	-	-	-	-	-	2,000,000
Centrifuge Building 1 Assessment	2,000,000	-	2,000,000	-	-	-	-	-	-	2,000,000
Class A POWER Project	62,500,000	-	44,000,000	-	-	18,500,000	-	-	-	62,500,000
Cooler/Incubator Replacement	400,000	-	400,000	-	-	-	-	-	-	400,000
Detritor Remodel	300,000	-	300,000	-	-	-	-	-	-	300,000
Disinfection System Upgrades	250,000	-	250,000	-	-	-	-	-	-	250,000
Influent Pump Station Elevator Upgrade	200,000	-	200,000	-	-	-	-	-	-	200,000
Main Gate Upgrade	250,000	-	250,000	-	-	-	-	-	-	250,000
MBEC Fiber Topology Upgrade	500,000	-	500,000	-	-	-	-	-	-	500,000
New Administration Building	9,000,000	-	9,000,000	-	-	-	-	-	-	9,000,000
New Contractor Village	250,000	-	250,000	-	-	-	-	-	-	250,000
Peracetic Acid System Improvements	200,000	-	200,000	-	-	-	-	-	-	200,000
Primary Clarifier Upgrade	2,000,000	-	2,000,000	-	-	-	-	-	-	2,000,000
Rooftop Fall Protection	180,000	-	180,000	-	-	-	-	-	-	180,000
Safety Shower Heaters	220,000	-	220,000	-	-	-	-	-	-	220,000
South Chick Creek Aerial Pipe Crossing Structural Support	50,000	-	50,000	-	-	-	-	-	-	50,000
South Chick Pump Station Improvements	(18,500,000)	-	-	-	-	(18,500,000)	-	-	-	(18,500,000)

City of Chattanooga
 Capital Budget Summary by Project
 Fiscal Year 2027

	Proposed FY27	External Sources	Reserves	Operations	Bonds	SRF	WIFIA	Economic Development	Other City Sources	Total
Wastewater - Consent Decree	42,000,000	-	2,978,164	39,021,836	-	-	-	-	-	42,000,000
Focused SSES and Rehab - Phase II (Chatt Creek 1)	3,300,000	-	-	3,300,000	-	-	-	-	-	3,300,000
Focused SSES and Rehab - Phase II (Citico Creek 2)	3,300,000	-	-	3,300,000	-	-	-	-	-	3,300,000
Focused SSES and Rehab - Phase II (Citico Creek 3)	4,400,000	-	-	4,400,000	-	-	-	-	-	4,400,000
MBEC Wet Weather Treatment Upgrade	16,500,000	-	-	16,500,000	-	-	-	-	-	16,500,000
Program Management For Consent Decree	3,200,000	-	2,978,164	221,836	-	-	-	-	-	3,200,000
Pump Station Improvements - Big Ridge #1	3,000,000	-	-	3,000,000	-	-	-	-	-	3,000,000
Pump Station Improvements - Hixson #2	5,100,000	-	-	5,100,000	-	-	-	-	-	5,100,000
Riverview Park/CGCC Chronic SSO Elimination Project	2,200,000	-	-	2,200,000	-	-	-	-	-	2,200,000
South Chick Creek Triple Barrel Siphon Upgrade	500,000	-	-	500,000	-	-	-	-	-	500,000
TN 8/South Chick 9/Dobbs Branch 4 Interceptor Upgrades (Selected Interceptor Upgrades)	500,000	-	-	500,000	-	-	-	-	-	500,000
Total All Funds	167,109,367	751,636	72,552,164	50,145,567	20,000,000	-	-	7,000,000	16,660,000	167,109,367



City of Chattanooga
 Other City and External Sources by Project
 Fiscal Year 2027

	Other City Sources							External Funding Sources	
	Recommended Other City Sources	American Rescue Plan Funds	FJC Building Clearance Fund (9100)	Fleet Mgt Fund (6504)	Hotel/Motel	Public Library (1115)	State Street Aid (2050)	Recommended External Sources	US Department of Transportation
General Government	130,000	-	-	-	50,000	80,000	-	-	-
Community Development	470,000	470,000	-	-	-	-	-	-	-
Police Department	200,000	200,000	-	-	-	-	-	-	-
Public Works	2,700,000	-	900,000	-	-	-	1,800,000	751,636	751,636
Parks and Outdoors	5,160,000	130,000	-	-	5,030,000	-	-	-	-
Total General Governmental Funds	8,660,000	800,000	900,000	-	5,080,000	80,000	1,800,000	751,636	751,636
Fleet	8,000,000	-	-	8,000,000	-	-	-	-	-
Total Enterprise Funds	8,000,000	-	-	8,000,000	-	-	-	-	-
Total All Funds	16,660,000	800,000	900,000	8,000,000	5,080,000	80,000	1,800,000	751,636	751,636
General Government	130,000	-	-	-	50,000	80,000	-	-	-
Library Facilities Maintenance	80,000	-	-	-	-	80,000	-	-	-
Houston Museum Restoration (A.O.)	50,000	-	-	-	50,000	-	-	-	-
Community Development	470,000	470,000	-	-	-	-	-	-	-
East Chattanooga and Jessie Igou Community Center Fit Lot Replacement	120,000	120,000	-	-	-	-	-	-	-
Hixson Community Center Improvements	150,000	150,000	-	-	-	-	-	-	-
Replace Community Center Fire Alarm Systems	200,000	200,000	-	-	-	-	-	-	-
Police Department	200,000	200,000	-	-	-	-	-	-	-
911 Center Chiller	200,000	200,000	-	-	-	-	-	-	-
Public Works	2,700,000	-	900,000	-	-	-	1,800,000	751,636	751,636
Family Justice Center Facilities Improvements	900,000	-	900,000	-	-	-	-	-	-
Manufacturers-Hamm Gateway	0	-	-	-	-	-	-	501,636	501,636
Pavement Management	750,000	-	-	-	-	-	750,000	-	-
TIP Paving	0	-	-	-	-	-	-	250,000	250,000
Traffic Signal Cabinets and Poles	600,000	-	-	-	-	-	600,000	-	-
Traffic Signal Team Bucket Trucks	450,000	-	-	-	-	-	450,000	-	-
Parks and Outdoors	5,160,000	130,000	-	-	5,030,000	-	-	-	-
Coolidge Park Docks	500,000	-	-	-	500,000	-	-	-	-
John A. Patten Multi-Purpose Field Improvements	130,000	130,000	-	-	-	-	-	-	-
Riverfront Improvements	2,750,000	-	-	-	2,750,000	-	-	-	-
Riverfront Park Bridge Repair	100,000	-	-	-	100,000	-	-	-	-
Veterans Memorial Park	280,000	-	-	-	280,000	-	-	-	-
Montague Park (A.O.)	1,150,000	-	-	-	1,150,000	-	-	-	-
Veterinary Hospital (A.O.)	250,000	-	-	-	250,000	-	-	-	-

Total General Governmental Funds	8,660,000	800,000	900,000	-	5,080,000	80,000	1,800,000	751,636	751,636
Fleet	8,000,000	-	-	8,000,000	-	-	-	-	-
Fleet Replacement Program	8,000,000	-	-	8,000,000	-	-	-	-	-
Total Enterprise Funds	8,000,000	-	-	8,000,000	-	-	-	-	-
Total All Projects	16,660,000	800,000	900,000	8,000,000	5,080,000	80,000	1,800,000	751,636	751,636

City of Chattanooga
 Capital Budget Summary by Department
 Fiscal Year 2027

Summary Schedule (Cleanup)

	Proposed FY27	External Sources	Reserves	Operations	Bonds	SRF	WIFIA	Economic Development	Other City Sources	Total
General Governmental	(6,941,194)	(6,941,194)	-	-	-	-	-	-	-	(6,941,194)
Police Department	(6,950,849)	(6,941,194)	-	-	-	-	-	(9,655)	-	(6,950,849)
Public Works	9,655	-	-	-	-	-	-	9,655	-	9,655
Enterprise	(508,514)	(508,514)	-	-	-	-	-	-	-	(508,514)
Solid Waste	(17,401)	-	-	(17,401)	-	-	-	-	-	(17,401)
Stormwater	17,401	-	-	17,401	-	-	-	-	-	17,401
Wastewater	(508,514)	(508,514)	-	-	-	-	-	-	-	(508,514)
Total All Funds	(7,449,708)	(7,449,708)	-	-	-	-	-	-	-	(7,449,708)



City of Chattanooga
 Capital Budget Summary by Project (Cleanup)
 Fiscal Year 2027

	Proposed FY27	External Sources	Reserves	Operations	Bonds	SRF	WIFIA	Economic Development	Other City Sources	Total
General Governmental	(6,941,194)	(6,941,194)	-	-	-	-	-	-	-	(6,941,194)
Police Department	(6,950,849)	(6,941,194)	-	-	-	-	-	(9,655)	-	(6,950,849)
Police Department	(6,950,849)	(6,941,194)	-	-	-	-	-	(9,655)	-	(6,950,849)
Family Justice Center	(9,655)	-	-	-	-	-	-	(9,655)	-	(9,655)
Law Enforcement Training Center	(4,025,000)	(4,025,000)	-	-	-	-	-	-	-	(4,025,000)
Range	(2,916,194)	(2,916,194)	-	-	-	-	-	-	-	(2,916,194)
Public Works	9,655	-	-	-	-	-	-	9,655	-	9,655
Public Works	9,655	-	-	-	-	-	-	9,655	-	9,655
Family Justice Center Facilities Project	9,655	-	-	-	-	-	-	9,655	-	9,655
Enterprise	(508,514)	(508,514)	-	-	-	-	-	-	-	(508,514)
Solid Waste	(17,401)	-	-	(17,401)	-	-	-	-	-	(17,401)
Public Works - Solid Waste	(17,401)	-	-	(17,401)	-	-	-	-	-	(17,401)
Summit Landfill (FEMA)	(16,665)	-	-	(16,665)	-	-	-	-	-	(16,665)
Summit Landfill Storage Building(FEMA)	(736)	-	-	(736)	-	-	-	-	-	(736)
Stormwater	17,401	-	-	17,401	-	-	-	-	-	17,401
Public Works - Stormwater	17,401	-	-	17,401	-	-	-	-	-	17,401
Drainage Projects	17,401	-	-	17,401	-	-	-	-	-	17,401
Wastewater	(508,514)	(508,514)	-	-	-	-	-	-	-	(508,514)
Wastewater	(196,875)	(196,875)	-	-	-	-	-	-	-	(196,875)
Citico Creek Sub Basin Combined Sewer Separation Project	(196,875)	(196,875)	-	-	-	-	-	-	-	(196,875)
Wastewater - Consent Decree	(311,639)	(311,639)	-	-	-	-	-	-	-	(311,639)
Citico CSO (FEMA 2019)	(92,889)	(92,889)	-	-	-	-	-	-	-	(92,889)
Citico Pump Station Reliability Improvements	(218,750)	(218,750)	-	-	-	-	-	-	-	(218,750)
Total All Funds	(7,449,708)	(7,449,708)	-	-	-	-	-	-	-	(7,449,708)



City of Chattanooga
 Other City and External Sources by Project (Cleanup)
 Fiscal Year 2027

	External Funding Sources			
	Recommended External Sources	FEMA	Hamilton County	TEMA
Police Department	(6,941,194)		-	(6,941,194)
Total General Governmental Funds	(6,941,194)		-	(6,941,194)
Wastewater	(508,514)	(435,869)	-	(72,645)
Total Enterprise Funds	(508,514)	(435,869)	-	(72,645)
Total All Funds	(7,449,708)	(435,869)	(6,941,194)	(72,645)
Police Department	(6,941,194)		-	(6,941,194)
Law Enforcement Training Center	(4,025,000)		(4,025,000)	
Range	(2,916,194)		(2,916,194)	
Total General Governmental Funds	(6,941,194)		-	(6,941,194)
Wastewater	(508,514)	(435,869)	-	(72,645)
Citico Creek Sub Basin Combined Sewer Separation Project	(196,875)	(168,750)	-	(28,125)
Citico CSO (FEMA 2019)	(92,889)	(79,619)	-	(13,270)
Citico Pump Station Reliability Improvements	(218,750)	(187,500)	-	(31,250)
Total Enterprise Funds	(508,514)	(435,869)	-	(72,645)
Total All Projects	(7,449,708)	(435,869)	(6,941,194)	(72,645)



RESOLUTION NO. _____

A RESOLUTION ADOPTING A FIVE-YEAR CAPITAL IMPROVEMENT PLAN FOR FISCAL YEARS 2027-2031, SUBJECT TO FUTURE REVISION; A COPY OF WHICH IS ATTACHED HERETO AND MADE A PART HEREOF BY REFERENCE.

BE IT RESOLVED BY THE CITY COUNCIL OF THE CITY OF CHATTANOOGA, TENNESSEE, That there be and is hereby adopted a five-year Capital Improvement Plan for Fiscal Years 2027-2031 for the City of Chattanooga, subject to future revisions; a copy of which is attached hereto and made a part hereof by reference.

ADOPTED: _____, 2026

DRAFT



City of Chattanooga
 FY27-31 Capital Budget Summary by Department

	Proposed FY27	Proposed FY28	Proposed FY29	Proposed FY30	Proposed FY31	5 Year Total
General Governmental	33,411,636	56,630,000	39,950,000	38,150,000	30,350,000	198,491,636
General Government	4,835,000	4,900,000	7,800,000	8,700,000	3,700,000	29,935,000
Community Development	700,000	1,000,000	2,000,000	2,000,000	3,000,000	8,700,000
Police Department	350,000	250,000	500,000	500,000	500,000	2,100,000
Fire Department	3,075,000	5,500,000	3,000,000	3,000,000	3,000,000	17,575,000
Public Works	18,126,636	22,750,000	20,500,000	18,000,000	16,000,000	95,376,636
Parks and Outdoors	5,995,000	22,050,000	6,150,000	5,950,000	4,150,000	44,295,000
Economic Development	330,000	180,000	-	-	-	510,000
Enterprise	133,697,731	126,900,000	84,225,000	54,900,000	53,900,000	453,622,731
Fleet	8,000,000	8,000,000	8,000,000	8,300,000	10,200,000	42,500,000
Solid Waste	4,400,000	5,000,000	-	-	-	9,400,000
Stormwater	17,497,731	15,300,000	17,725,000	13,600,000	13,700,000	77,822,731
Wastewater	103,800,000	98,600,000	58,500,000	33,000,000	30,000,000	323,900,000
Total All Funds	167,109,367	183,530,000	124,175,000	93,050,000	84,250,000	652,114,367



City of Chattanooga
FY27-31 Capital Budget Summary by Project

	Proposed FY27	Proposed FY28	Proposed FY29	Proposed FY30	Proposed FY31	5 Year Total
General Governmental	33,411,636	56,630,000	39,950,000	38,150,000	30,350,000	198,491,636
General Government	4,835,000	4,900,000	7,800,000	8,700,000	3,700,000	29,935,000
Technology Services	-	500,000	500,000	500,000	500,000	2,000,000
City Technology Rebuild	-	250,000	250,000	250,000	250,000	1,000,000
Citywide Camera Refresh	-	250,000	250,000	250,000	250,000	1,000,000
Chattanooga Public Library	80,000	1,500,000	4,400,000	5,300,000	300,000	11,580,000
Library Facilities Maintenance	80,000	500,000	400,000	300,000	300,000	1,580,000
New Library Facility	-	1,000,000	4,000,000	5,000,000	-	10,000,000
Chattanooga Area Regional Transportation Authority	2,580,000	775,000	775,000	775,000	775,000	5,680,000
CARTA Vehicles & Equipment	2,580,000	775,000	775,000	775,000	775,000	5,680,000
Chattanooga Housing Authority (A.O.)	2,125,000	2,125,000	2,125,000	2,125,000	2,125,000	10,625,000
Westside Evolves (A.O.)	2,125,000	2,125,000	2,125,000	2,125,000	2,125,000	10,625,000
Houston Museum of Decorative Arts (A.O.)	50,000	-	-	-	-	50,000
Houston Museum Restoration (A.O.)	50,000	-	-	-	-	50,000
Community Development	700,000	1,000,000	2,000,000	2,000,000	3,000,000	8,700,000
Community Development	700,000	1,000,000	2,000,000	2,000,000	3,000,000	8,700,000
Avondale Community Center Crosswalk Improvements	80,000	-	-	-	-	80,000
Community Center Deferred Maintenance	-	1,000,000	2,000,000	2,000,000	3,000,000	8,000,000
Community Center Improvements	150,000	-	-	-	-	150,000
East Chattanooga and Jessie Igou Community Center Fit Lot Replacement	120,000	-	-	-	-	120,000
Hixson Community Center Improvements	150,000	-	-	-	-	150,000
Replace Community Center Fire Alarm Systems	200,000	-	-	-	-	200,000
Police Department	350,000	250,000	500,000	500,000	500,000	2,100,000
Police Department	350,000	250,000	500,000	500,000	500,000	2,100,000
911 Center Chiller	200,000	-	-	-	-	200,000
Police Service Center Renovations	150,000	250,000	500,000	500,000	500,000	1,900,000
Fire Department	3,075,000	5,500,000	3,000,000	3,000,000	3,000,000	17,575,000
Fire Department	3,075,000	5,500,000	3,000,000	3,000,000	3,000,000	17,575,000
Apparatus Replacement Plan	-	2,000,000	2,000,000	2,000,000	2,000,000	8,000,000
Fire Equipment Capital Maintenance	1,000,000	3,000,000	500,000	500,000	500,000	5,500,000
Fire Station Capital Maintenance	150,000	500,000	500,000	500,000	500,000	2,150,000
Fire Station Land Acquisition	300,000	-	-	-	-	300,000
Station #2 Apparatus and Equipment	1,625,000	-	-	-	-	1,625,000
Public Works	18,126,636	22,750,000	20,500,000	18,000,000	16,000,000	95,376,636
Public Works	18,126,636	22,750,000	20,500,000	18,000,000	16,000,000	95,376,636
Bridge Maintenance	-	500,000	500,000	500,000	500,000	2,000,000
City Facility Major Maintenance	-	1,000,000	1,000,000	1,000,000	2,000,000	5,000,000
Facilities Maintenance Building Roof Replacement	200,000	-	-	-	-	200,000
Family Justice Center Facilities Improvements	900,000	-	-	-	-	900,000

City of Chattanooga
 FY27-31 Capital Budget Summary by Project

	Proposed FY27	Proposed FY28	Proposed FY29	Proposed FY30	Proposed FY31	5 Year Total
Hwy. 58 Bicycle and Pedestrian Facilities Phase 2	-	1,500,000	1,500,000	-	-	3,000,000
Manufacturers-Hamm Gateway	501,636	-	-	-	-	501,636
Pavement Management	10,000,000	10,000,000	10,000,000	10,000,000	10,000,000	50,000,000
Roadway Rebuilding	-	3,000,000	2,000,000	3,000,000	2,000,000	10,000,000
Sidewalks	225,000	1,000,000	1,000,000	1,000,000	1,000,000	4,225,000
Slope Management Program	-	500,000	500,000	500,000	500,000	2,000,000
TIP Paving	250,000	-	-	-	-	250,000
Traffic Signal Cabinets and Poles	600,000	-	-	-	-	600,000
Traffic Signal Team Bucket Trucks	450,000	-	-	-	-	450,000
Wilcox Blvd. Bridge	5,000,000	5,000,000	2,000,000	2,000,000	-	14,000,000
Wood Recycle Center Building	-	250,000	2,000,000	-	-	2,250,000
Parks and Outdoors	5,995,000	22,050,000	6,150,000	5,950,000	4,150,000	44,295,000
Parks and Outdoors	4,595,000	22,050,000	6,150,000	5,950,000	4,150,000	42,895,000
Accessible Van for Therapeutic Recreation	175,000	-	-	-	-	175,000
Carver Park	-	500,000	-	-	-	500,000
Coolidge Park Docks	500,000	-	-	-	-	500,000
Golf Course Ongoing Equipment Replacement	-	100,000	100,000	100,000	100,000	400,000
Harris Johnson Park Walking Path Replacement	160,000	-	-	-	-	160,000
John A. Patten Multi-Purpose Field Improvements	130,000	-	-	-	-	130,000
Manchester Park Pocket Park	150,000	250,000	-	-	-	400,000
Montague Park	-	15,500,000	-	-	-	15,500,000
North Chickamauga Creek Greenway - Dupont Segment	150,000	500,000	500,000	1,000,000	-	2,150,000
Parks ADA Repairs	-	250,000	250,000	250,000	250,000	1,000,000
Parks and Outdoors Plan Deferred Maintenance	-	1,000,000	1,000,000	1,000,000	1,000,000	4,000,000
Parks Land Acquisition	-	500,000	500,000	500,000	500,000	2,000,000
Riverfront Improvements	2,750,000	-	-	-	-	2,750,000
Riverfront Park Bridge Repair	100,000	400,000	-	-	-	500,000
Schoolyards Program	-	200,000	200,000	-	-	400,000
Sheila Jennings Park	-	500,000	500,000	-	-	1,000,000
Softball Facility Improvements	-	800,000	800,000	800,000	-	2,400,000
Trail and Greenway Capital Maintenance	-	300,000	300,000	300,000	300,000	1,200,000
Veterans Memorial Park	280,000	-	-	-	-	280,000
Watkins Street Building	-	750,000	2,000,000	2,000,000	2,000,000	6,750,000
Woodmore Park at Ramsey Community Center	200,000	500,000	-	-	-	700,000
Chattanooga Design Studio (A.O.)	1,150,000	-	-	-	-	1,150,000
Montague Park (A.O.)	1,150,000	-	-	-	-	1,150,000
Friends of the Zoo (A.O.)	250,000	-	-	-	-	250,000
Veterinary Hospital (A.O.)	250,000	-	-	-	-	250,000

City of Chattanooga
 FY27-31 Capital Budget Summary by Project

	Proposed FY27	Proposed FY28	Proposed FY29	Proposed FY30	Proposed FY31	5 Year Total
Economic Development	330,000	180,000	-	-	-	510,000
Economic Development	330,000	180,000	-	-	-	510,000
One Westside Public Art	80,000	80,000	-	-	-	160,000
Public Art Maintenance	-	100,000	-	-	-	100,000
Rossville Blvd. Gateway	250,000	-	-	-	-	250,000
Enterprise	133,697,731	126,900,000	84,225,000	54,900,000	53,900,000	453,622,731
Fleet	8,000,000	8,000,000	8,000,000	8,300,000	10,200,000	42,500,000
Public Works - Fleet	8,000,000	8,000,000	8,000,000	8,300,000	10,200,000	42,500,000
Fleet Replacement Program	8,000,000	8,000,000	8,000,000	8,300,000	10,200,000	42,500,000
Solid Waste	4,400,000	5,000,000	-	-	-	9,400,000
Public Works - Solid Waste	4,400,000	5,000,000	-	-	-	9,400,000
Birchwood Landfill Cell Expansion	3,000,000	5,000,000	-	-	-	8,000,000
Landfill Heavy Equipment - Compactor	1,400,000	-	-	-	-	1,400,000
Stormwater	17,497,731	15,300,000	17,725,000	13,600,000	13,700,000	77,822,731
Public Works - Stormwater	17,497,731	15,300,000	17,725,000	13,600,000	13,700,000	77,822,731
Central Ave. Extension Separation Project	250,000	3,500,000	-	-	-	3,750,000
Heavy Equipment	697,731	800,000	600,000	600,000	600,000	3,297,731
Mountain Creek Rd. - Drainage Improvements	500,000	-	-	-	-	500,000
N. Hawthorne Leachate Remediation & Storm Pipe Replacement	2,500,000	-	-	-	-	2,500,000
N. Market St. Branch Stream Restoration	250,000	-	2,000,000	-	-	2,250,000
Pedestrian Connectivity Drainage	1,000,000	-	-	-	-	1,000,000
Polk St./23rd St. Overflow	3,500,000	-	-	-	-	3,500,000
Pumpkin Pie Project	700,000	-	-	-	-	700,000
Repetitive Flood Loss Structure Buyouts	1,000,000	1,000,000	1,000,000	2,000,000	2,000,000	7,000,000
Stormwater Asset Management Plan Projects	4,000,000	4,000,000	10,000,000	11,000,000	11,000,000	40,000,000
Tremont Separation Project	400,000	6,000,000	-	-	-	6,400,000
UTC Vine St. Separation Project	250,000	-	4,000,000	-	-	4,250,000
Westside Drainage Improvements	2,250,000	-	-	-	-	2,250,000
WQ Vehicles	200,000	-	125,000	-	100,000	425,000
Wastewater	103,800,000	98,600,000	58,500,000	33,000,000	30,000,000	323,900,000
Wastewater	61,800,000	44,900,000	30,000,000	30,000,000	30,000,000	196,700,000
Biosolids Gasification Equipment	-	6,000,000	-	-	-	6,000,000
Biosolids Processing Equipment	2,000,000	-	-	-	-	2,000,000
Centrifuge Building 1 Assessment	2,000,000	-	-	-	-	2,000,000
Class A POWER Project	62,500,000	-	-	-	-	62,500,000
Contingency - General Purpose	-	4,000,000	7,000,000	30,000,000	30,000,000	71,000,000
Cooler/Incubator Replacement	400,000	-	-	-	-	400,000
Detritor Remodel	300,000	2,700,000	-	-	-	3,000,000

City of Chattanooga
 FY27-31 Capital Budget Summary by Project

	Proposed FY27	Proposed FY28	Proposed FY29	Proposed FY30	Proposed FY31	5 Year Total
Disinfection System Upgrades	250,000	-	-	-	-	250,000
Influent Pump Station Elevator Upgrade	200,000	-	-	-	-	200,000
Main Gate Upgrade	250,000	-	-	-	-	250,000
MBEC Fiber Topology Upgrade	500,000	-	-	-	-	500,000
New Administration Building	9,000,000	-	-	-	-	9,000,000
New Contractor Village	250,000	-	-	-	-	250,000
Peracetic Acid System Improvements	200,000	-	-	-	-	200,000
Peracetic Acid System Replacement	-	-	20,000,000	-	-	20,000,000
Primary Clarifier Upgrade	2,000,000	-	-	-	-	2,000,000
Rooftop Fall Protection	180,000	-	-	-	-	180,000
Safety Shower Heaters	220,000	-	-	-	-	220,000
South Chick Creek Aerial Pipe Crossing Structural Support	50,000	200,000	-	-	-	250,000
South Chick Creek Interceptor Rehab Phase 2	-	13,000,000	2,000,000	-	-	15,000,000
South Chick Pump Station Improvements	(18,500,000)	18,500,000	-	-	-	-
Various Pipe Upgrades in ISS	-	500,000	1,000,000	-	-	1,500,000
Wastewater - Consent Decree	42,000,000	53,700,000	28,500,000	3,000,000	-	127,200,000
Focused SSES and Rehab - Phase II (Chatt Creek 1)	3,300,000	-	-	-	-	3,300,000
Focused SSES and Rehab - Phase II (Chatt Creek 5)	-	4,000,000	-	-	-	4,000,000
Focused SSES and Rehab - Phase II (Citico Creek 2)	3,300,000	-	-	-	-	3,300,000
Focused SSES and Rehab - Phase II (Citico Creek 3)	4,400,000	-	-	-	-	4,400,000
Focused SSES and Rehab - Phase II (Citico Creek 5)	-	3,800,000	-	-	-	3,800,000
Focused SSES and Rehab - Phase II (Contingency)	-	-	4,000,000	-	-	4,000,000
Focused SSES and Rehab - Phase II (Friars Branch 15)	-	-	4,000,000	-	-	4,000,000
Focused SSES and Rehab - Phase II (South Chick Creek 11)	-	4,200,000	-	-	-	4,200,000
Focused SSES and Rehab - Phase II (South Chick Creek 15)	-	-	4,000,000	-	-	4,000,000
MBEC Wet Weather Treatment Upgrade	16,500,000	-	-	-	-	16,500,000
Program Management For Consent Decree	3,200,000	3,200,000	3,200,000	3,000,000	-	12,600,000
Pump Station Improvements - 19th St	-	10,000,000	-	-	-	10,000,000
Pump Station Improvements - Big Ridge #1	3,000,000	-	-	-	-	3,000,000
Pump Station Improvements - Hixson #2	5,100,000	-	-	-	-	5,100,000
Pump Station Improvements - Multiple	-	1,000,000	1,000,000	-	-	2,000,000
Pump Station Improvements - Tiftonia #1	-	15,000,000	-	-	-	15,000,000
Riverview Park/CGCC Chronic SSO Elimination Project	2,200,000	-	-	-	-	2,200,000
South Chick Creek Triple Barrel Siphon Upgrade	500,000	5,500,000	5,300,000	-	-	11,300,000
TN 8/South Chick 9/Dobbs Branch 4 Interceptor Upgrades (Selected Interceptor Upgrades)	500,000	7,000,000	7,000,000	-	-	14,500,000
Total	167,109,367	183,530,000	124,175,000	93,050,000	84,250,000	652,114,367

RESOLUTION NO. _____

A RESOLUTION INDICATING THE INTENT OF THE CITY OF CHATTANOOGA, TENNESSEE, TO ISSUE ITS BONDS OR OTHER OBLIGATION OF INDEBTEDNESS RELATING TO PUBLIC WORKS PROJECTS OF THE CITY WITH THE PROCEEDS OF BONDS OR OTHER DEBT OBLIGATIONS TO BE ISSUED BY THE CITY OF CHATTANOOGA, TENNESSEE.

WHEREAS, the City Council of the City of Chattanooga, Tennessee (the "City") has determined that it is necessary and advisable for the City to issue bonds, notes and/or loans for the purpose of financing, in whole or in part, (i) constructing, improving, repairing, renovating and equipping of public buildings, city hall, fire department buildings, parks and recreation facilities, solid waste facilities (ii) the acquisition of equipment, including vehicles, for City purposes; (iii) constructing and improving roads, streets, bridges, sidewalks, culverts, plazas and highways; and (iv) payment of legal, fiscal, administrative, architectural and engineering costs incident to all of the foregoing (collectively, the "Projects"); and

WHEREAS, the City expects to incur certain expenses in connection with undertaking such Projects; and

WHEREAS, the City Council of the City desires to state its intentions with respect to the reimbursement of such expenditures in accordance with the requirements of the regulations applicable thereto promulgated by the United States Department of Treasury; and

NOW, THEREFORE, BE RESOLVED by the City Council of the City of Chattanooga, Tennessee as follows:

Section 1. The City hereby states that it reasonably expects to reimburse itself for certain expenditures to be made by the City in connection with the undertaking of the Projects.

Section 2. The maximum principal amount of bonds or other indebtedness expected to be issued for the purpose of reimbursing the City for expenditures in connection with the Projects is \$20,500,000. The bonds or other indebtedness expected to be issued to finance the Projects are expected to be general obligations of the City.

Section 3. This resolution shall be placed in the minutes of the City Council and shall be made available for inspection by the general public.

Section 4. The City's statement of intent in this resolution to reimburse itself for the expenditures described herein is consistent with the budgetary and financial circumstances of the City as of the date of this resolution.

Section 5. This resolution constitutes a declaration of official intent under Treas. Reg. § 1.150-2.

Section 6. The adoption of this resolution shall not in any event require the City to carry out any Projects referenced herein. Any notes or other indebtedness of the City to be issued to finance any of the Projects referenced herein shall only be issued after compliance by the City with all requirements of law.

Section 7. All resolutions or parts of resolutions in conflict herewith are hereby repealed, and this resolution shall be in immediate effect from and after its adoption.

Section 8. This resolution shall take effect immediately.

ADOPTED: June _____, 2026.

DRAFT